



US00D356137S

United States Patent [19]

[11] Patent Number: **Des. 356,137**

Hull et al.

[45] Date of Patent: **** Mar. 7, 1995**

[54] **BIPOD FOR ATTACHMENT TO A RIFLE**

[76] Inventors: **Harold L. Hull**, 401 Canyon Way #43, Sparks, Nev. 89434; **Tony Diehold**, 220 Elm, P.O. Box 10, Gerlach, Nev. 89412

[**] Term: **14 Years**

[21] Appl. No.: **12,589**

[22] Filed: **Sep. 7, 1993**

[52] U.S. Cl. **D22/108**

[58] Field of Search D22/108; 42/94, 71.01; 89/37.03, 37.04, 40.06; 224/42.45 R, 150; 248/163.1, 168, 431, 166, 440.1, 434, 435, 186, 157, 169, 171, 188.6; 102/370, 346, 349, 398, 483, 430; 269/156, 104, 901

[56] **References Cited**

U.S. PATENT DOCUMENTS

| | | | | |
|------------|--------|----------|-------|----------|
| D. 297,450 | 8/1988 | Florida | | D22/108 |
| D. 327,525 | 6/1992 | Pena | | D22/108 |
| D. 333,334 | 2/1993 | Davidson | | D22/108 |
| D. 346,636 | 5/1994 | Bechtel | | D22/108 |
| 759,593 | 5/1904 | Cover | | 42/94 |
| 1,107,805 | 8/1914 | Lewis | | 89/40.06 |

| | | | | |
|-----------|---------|-----------------|-------|----------|
| 3,235,998 | 2/1966 | Hadley | | 42/94 |
| 3,327,422 | 6/1967 | Harris | | 42/94 |
| 3,445,082 | 5/1969 | Proctor | | 248/186 |
| 3,863,376 | 2/1975 | Dalmaso | | 42/94 |
| 4,017,997 | 4/1977 | Peterson et al. | | 42/94 |
| 4,288,939 | 9/1981 | Beretta | | 42/94 |
| 4,351,224 | 9/1982 | Curtis | | 89/378 A |
| 4,359,834 | 11/1982 | Beretta | | 42/94 |
| 4,397,112 | 8/1983 | York | | 42/94 |
| 4,625,620 | 12/1986 | Harris | | 89/37.04 |
| 4,776,124 | 10/1988 | Clifton | | 42/94 |
| 4,893,427 | 1/1990 | Davidson | | 42/94 |
| 4,967,497 | 11/1990 | Yakscoe | | 42/94 |


Primary Examiner—A. Hugo Word
Assistant Examiner—Catherine R. Oliver

[57] **CLAIM**

The ornamental design for a bipod for attachment to a rifle, as shown and described.

DESCRIPTION

FIG. 1 is a frontal view showing our new design; FIG. 2 is a left side view; FIG. 3 is a backside view; FIG. 4 is a right side view; FIG. 5 is a top view; and, FIG. 6 is a bottom view.






FIG. 1



FIG. 2




FIG. 3

FIG. 4

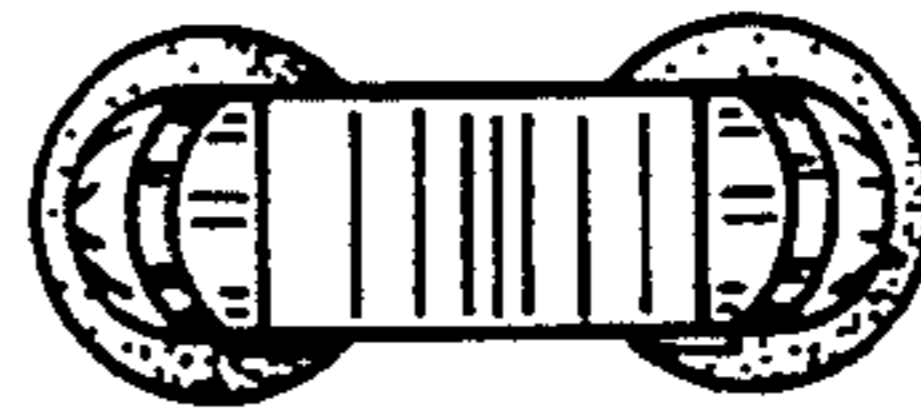


FIG. 5

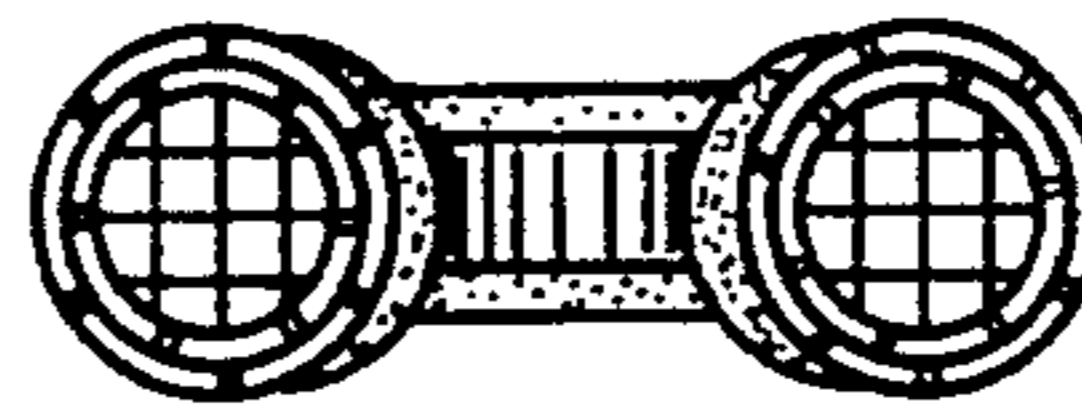


FIG. 6