



US00D356121S

United States Patent [19] Knight

[11] Patent Number: **Des. 356,121**

[45] Date of Patent: **** Mar. 7, 1995**

[54] **CHESS PIECE**

[75] Inventor: **Jeffrey Knight, Curtin, Australia**

[73] Assignee: **Scorpion Games Pty. Ltd., Curtin, Australia**

[**] Term: **14 Years**

[21] Appl. No.: **12,217**

[22] Filed: **Aug. 26, 1993**

[30] Foreign Application Priority Data

Feb. 26, 1993 [AU] Australia 570/93

[52] U.S. Cl. **D21/52**

[58] Field of Search **D21/14-35,
D21/51-52; 273/236-288**

[56] References Cited

U.S. PATENT DOCUMENTS

D. 138,098 6/1944 Negbaur D21/52

D. 210,959 5/1968 Gabel 273/288

D. 230,181 1/1974 Silber D21/52

361,721 4/1887 Schmitthener D21/52

3,794,326 2/1974 Bialek D21/52

FOREIGN PATENT DOCUMENTS

559597 2/1944 United Kingdom 273/282.1

1470510 4/1977 United Kingdom 273/288

Primary Examiner—Bernard Ansher

Assistant Examiner—Sandra Morris

Attorney, Agent, or Firm—Michael D. Bednarek

Attorney, Agent, or Firm—Masks & Murase; Michael D. Bednarek

[57] CLAIM

The ornamental design for a chess piece, as shown and described.


DESCRIPTION

FIG. 1 is a front view of the chess piece;

FIG. 2 is a rear view of the chess piece;

FIG. 3 is a side view of the chess piece; and,

FIG. 4 is an enlarged perspective view of the chess piece.



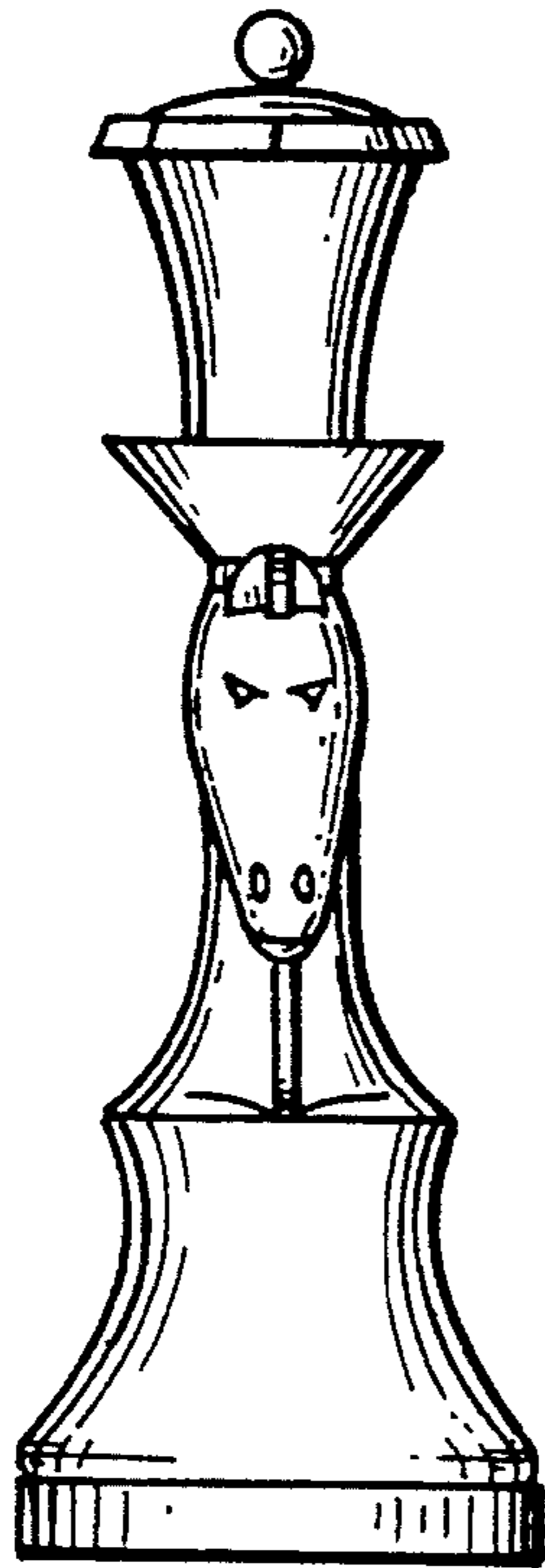


FIG. 1.

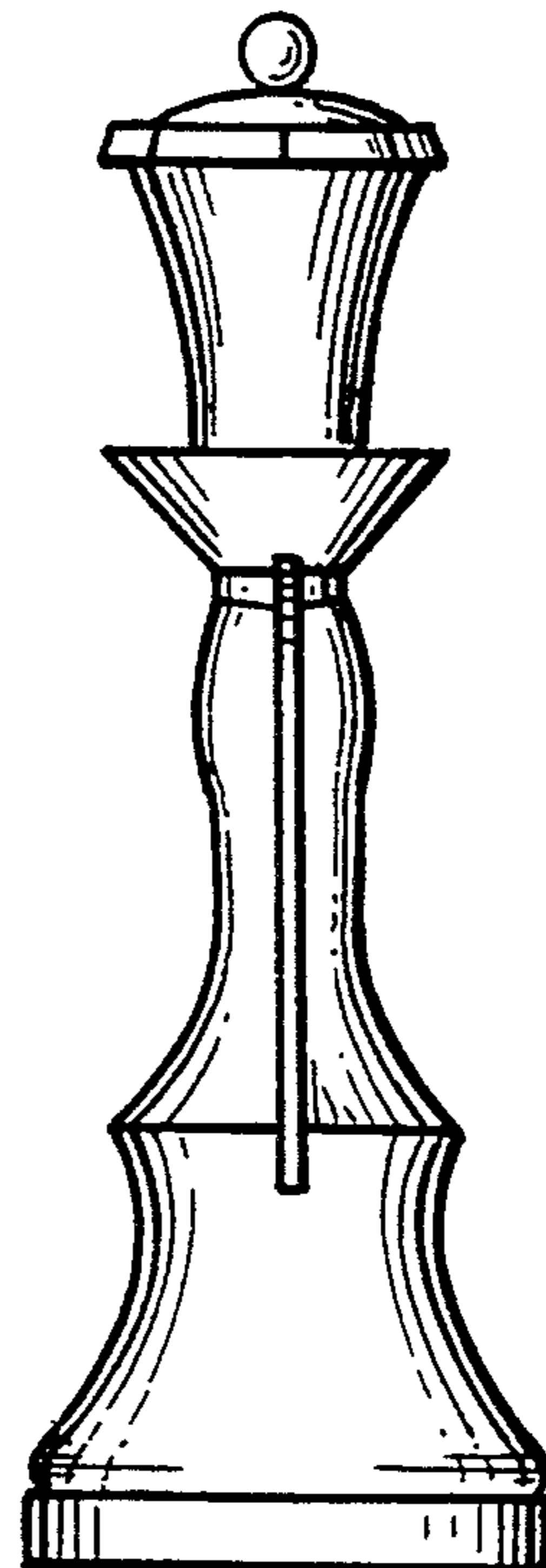


FIG. 2.




FIG. 3.




FIG. 4.