



US00D356104S

United States Patent [19]

[11] Patent Number: **Des. 356,104**

Matsumoto

[45] Date of Patent: **** Mar. 7, 1995**

[54] **ELECTRONIC WORD PROCESSOR**

841346 3/1992 Japan .

[75] Inventor: **Hidero Matsumoto**, Yokohama, Japan

Primary Examiner—Alan P. Douglas
Assistant Examiner—Caron D. Veynar
Attorney, Agent, or Firm—Fitzpatrick, Cella, Harper & Scinto

[73] Assignee: **Canon Business Machines, Inc.**, Costa Mesa, Calif.

[**] Term: **14 Years**

[57] **CLAIM**

[21] Appl. No.: **4,040**

The ornamental design for an electronic word processor, as shown and described.

[22] Filed: **Jan. 26, 1993**

DESCRIPTION

[52] U.S. Cl. **D18/1; D14/106**

[58] Field of Search **D18/1, 2, 3, 7, 11; D14/100, 106, 111, 113; 235/145 A, 145 R; 400/472, 485, 486, 109-111, 690.3, 690.4, 691-694; 312/208; 340/700, 706, 711, 712; 341/20-23; 364/706-708**

FIG. 1 is a perspective view of my new electronic word processor;

FIG. 2 is a top view, looking down at the electronic word processor;

FIG. 3 is a bottom view, looking up at the electronic word processor;

FIG. 4 is a front view of the electronic word processor;

FIG. 5 is a back view of the electronic word processor;

FIG. 6 is a left-hand side view of the electronic word processor;

FIG. 7 is a right-hand side view of the electronic word processor;

FIG. 8 is a right-hand side view of the electronic word processor with carrying handle extended; and

FIG. 9 is a perspective view of the electronic word processor with its display in an adjusted position for viewing and its paper support in an upright position.


[56] **References Cited**

U.S. PATENT DOCUMENTS

- D. 310,350 9/1990 Horie et al. D18/1 X
- D. 317,934 7/1991 Pierce D18/1
- D. 331,253 11/1992 Hirose D18/1
- D. 332,960 2/1993 Pierce D18/1
- D. 333,830 3/1993 Lampe D18/1

FOREIGN PATENT DOCUMENTS

841344 3/1992 Japan .






FIG. 1

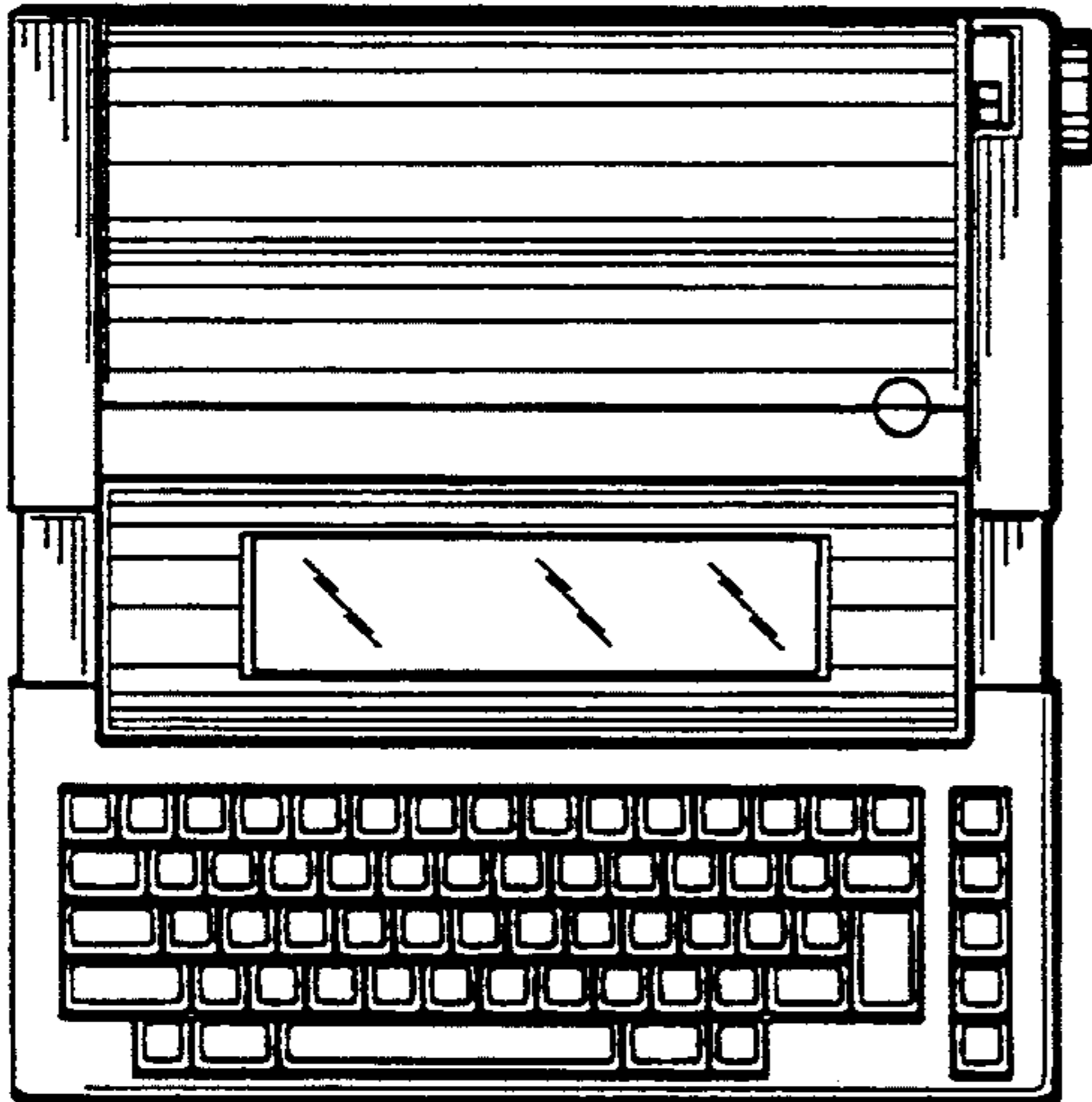


FIG. 2

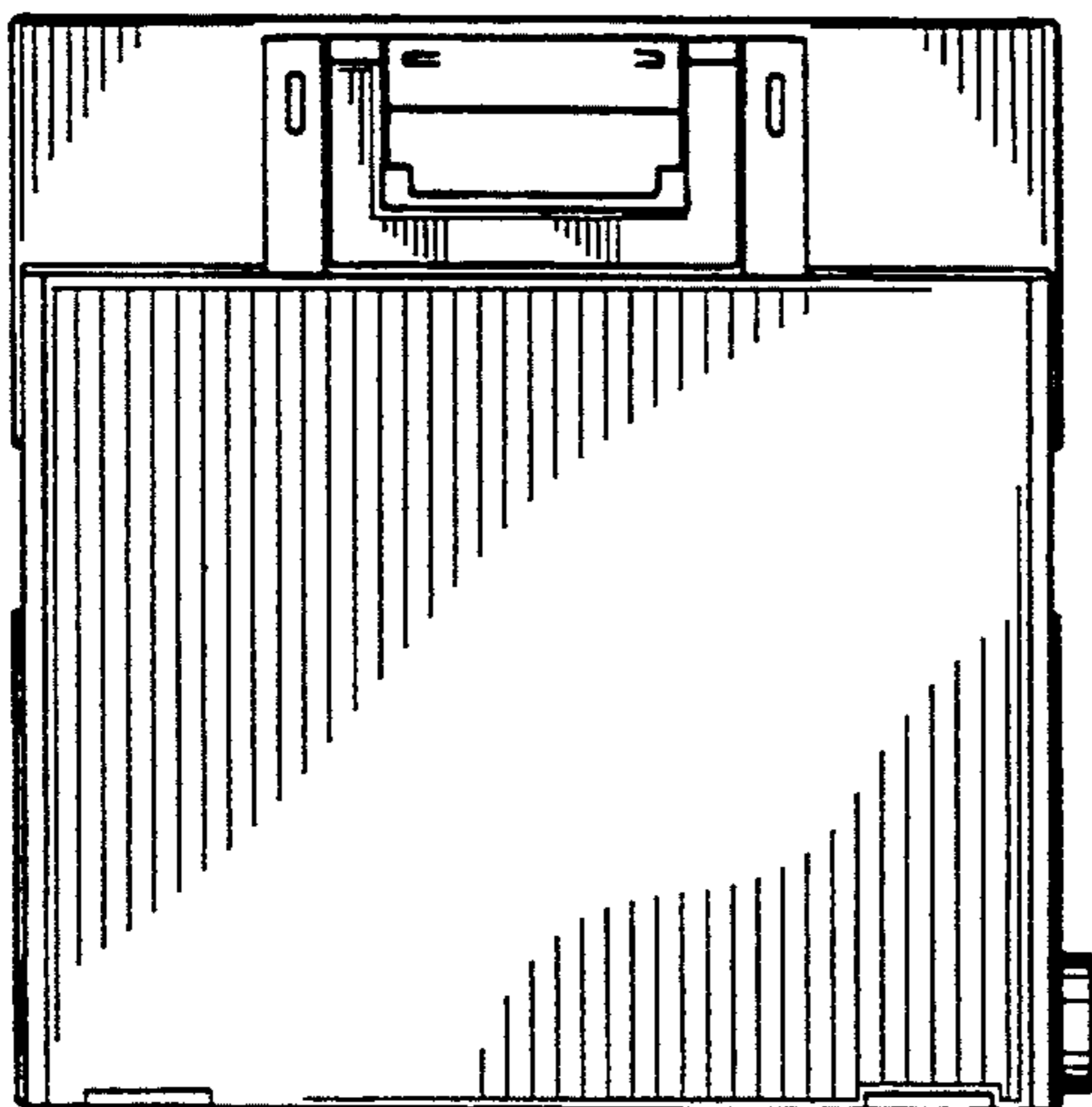


FIG. 3



FIG. 4




FIG. 5

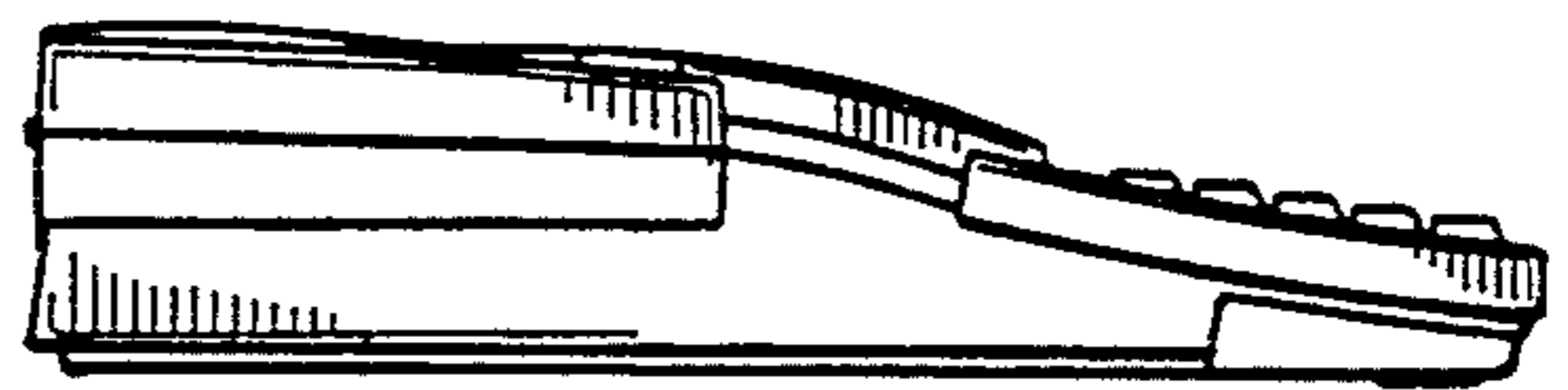


FIG. 6

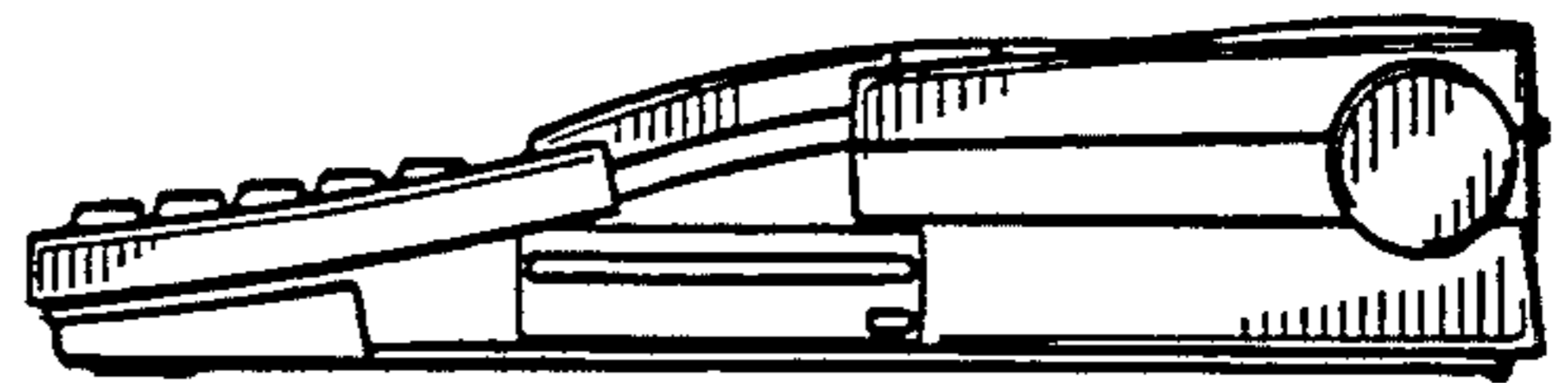


FIG. 7

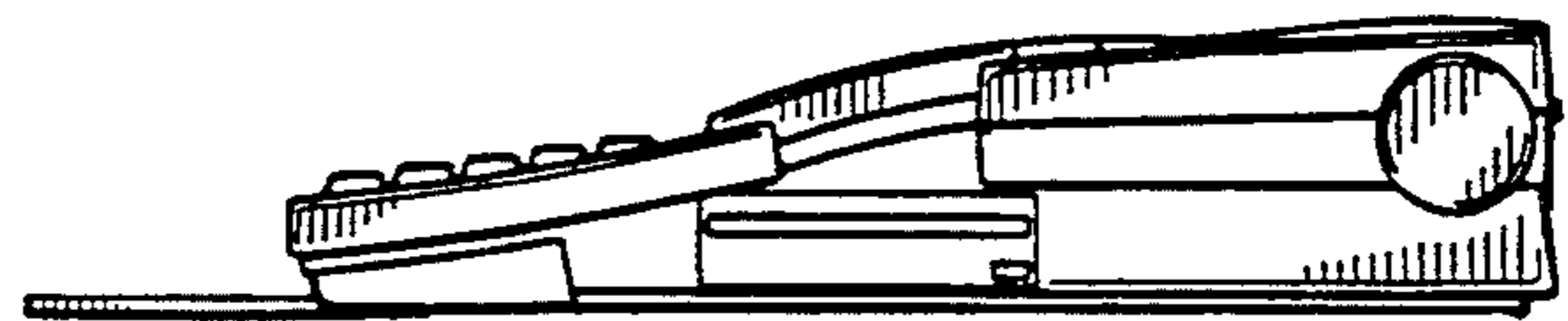


FIG. 8




FIG. 9