



US00D356084S

# United States Patent [19]

Nagele et al.

[11] Patent Number: **Des. 356,084**

[45] Date of Patent: **\*\* Mar. 7, 1995**

[54] **PORTABLE TELEPHONE**

[75] Inventors: **Albert L. Nagele, Wilmette; Mike M. Albert, Chicago, both of Ill.**

[73] Assignee: **Motorola, Inc., Schaumburg, Ill.**

[\*\*] Term: **14 Years**

[21] Appl. No.: **11,736**

[22] Filed: **Aug. 13, 1993**

[52] U.S. Cl. .... **D14/138**

[58] Field of Search ..... **D14/137, 138, 140, 142, D14/147, 148, 149-151, 240, 247, 248; 379/58-61, 420, 419, 428, 440, 433-436**

[56] **References Cited**

**U.S. PATENT DOCUMENTS**

D. 317,606	6/1991	Irie et al. ....	D14/151 X
D. 319,233	8/1991	Konno et al. ....	D14/148 X
D. 326,262	5/1992	Soren et al. ....	D14/147 X
D. 330,024	10/1992	Peersmann ....	D14/138 X
D. 337,763	7/1993	Seki et al. ....	D14/138
D. 343,835	2/1994	Nagele et al. ....	D14/138

**FOREIGN PATENT DOCUMENTS**

63-86929 4/1988 Japan ..... D14/ al.

**OTHER PUBLICATIONS**

Electronics, Jun. 1990, Motorola advertisement.

*Primary Examiner*—Martie Thompson

*Assistant Examiner*—Jeffrey Asch

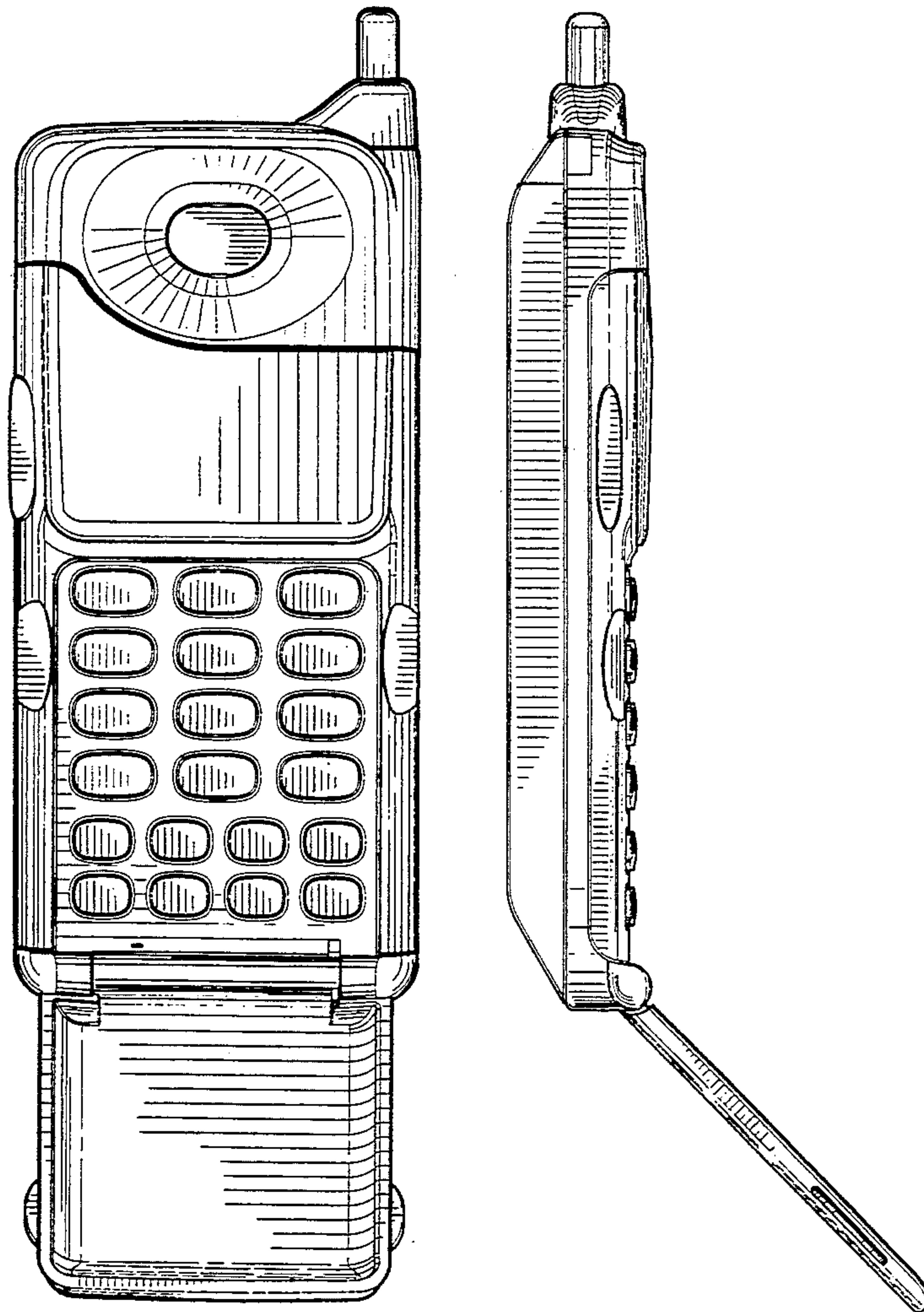
*Attorney, Agent, or Firm*—Kirk W. Dailey; Rolland R. Hackbart

[57] **CLAIM**

The ornamental design for a portable telephone, as shown and described.

**DESCRIPTION**

FIG. 1 is a front, elevational view showing our new design for a portable telephone in full lines; FIG. 2 is a rear elevational view thereof; FIG. 3 is a top plan view thereof; FIG. 4 is a bottom plan view thereof; FIG. 5 is a left elevational view thereof; and, FIG. 6 is a right elevational view thereof.



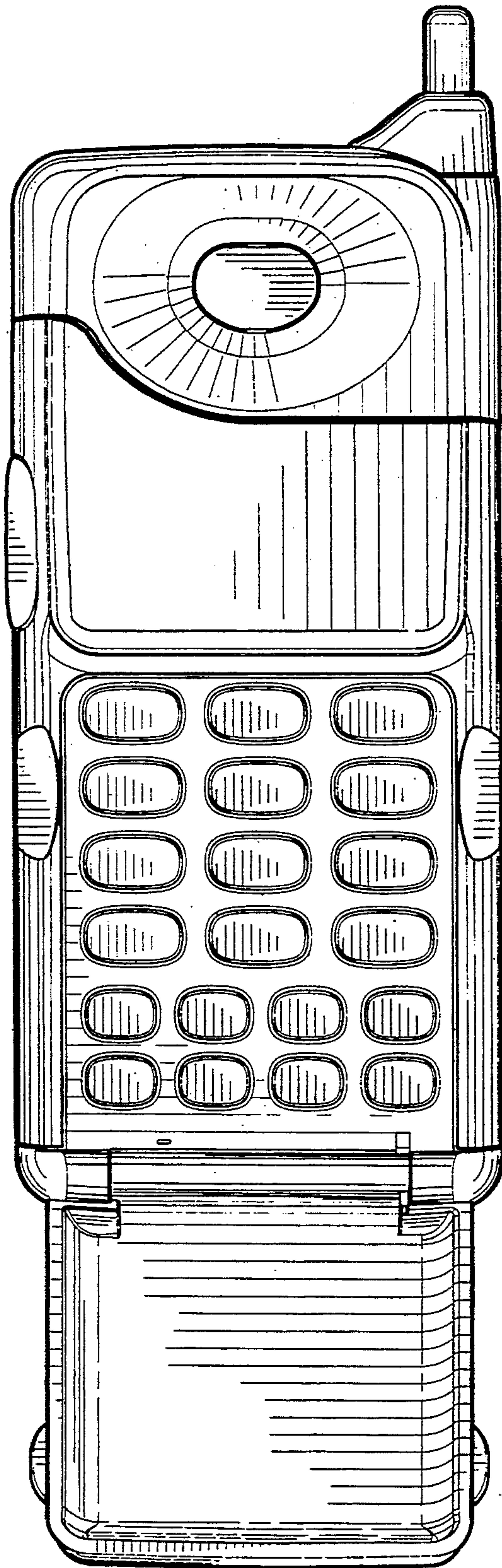


FIG.1




FIG.2



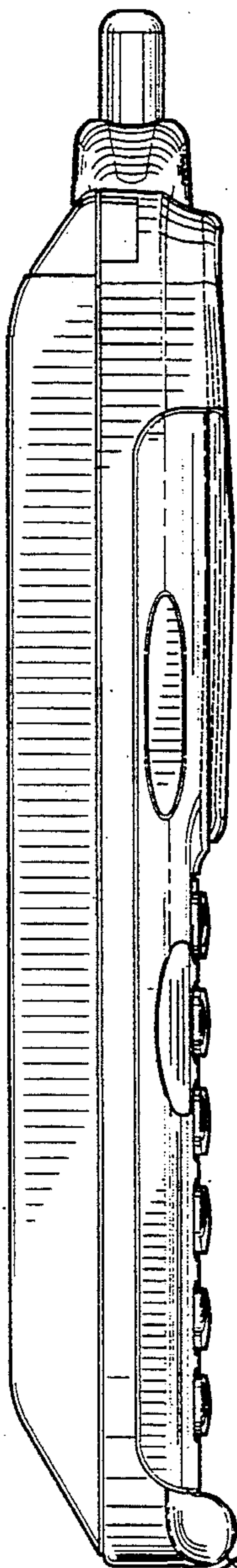


FIG.5




FIG.3




FIG.4

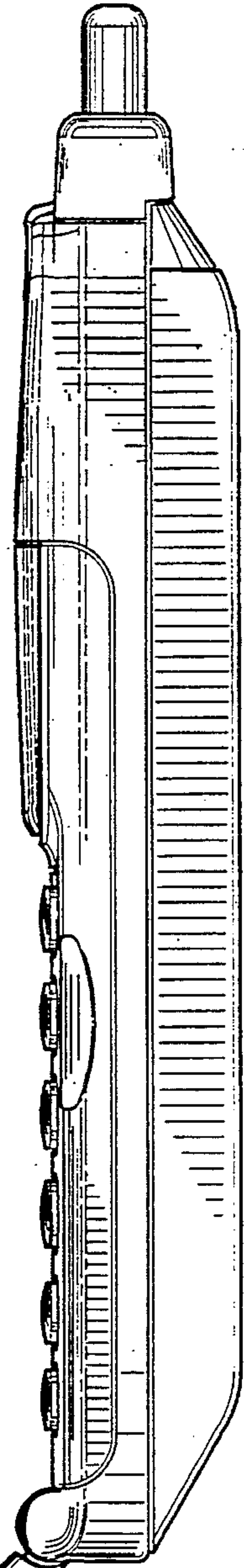


FIG.6

