



US00D356064S

United States Patent [19]

[11] Patent Number: **Des. 356,064**

Schlangen et al.

[45] Date of Patent: **** Mar. 7, 1995**

- [54] **SIDE DECK FOR PERSONALIZED WATERCRAFT**
- [75] Inventors: **Phillip E. Schlangen; Raymond J. Buresch**, both of Minneapolis, Minn.
- [73] Assignee: **Hydro-Bikes, Inc.**, Minneapolis, Minn.
- [**] Term: **14 Years**
- [21] Appl. No.: **13,955**
- [22] Filed: **Oct. 7, 1993**
- [52] U.S. Cl. **D12/318; D12/304**
- [58] Field of Search **D12/300, 304, 318, 317; 114/61, 270; 440/27**

- D. 321,854 11/1991 Foley et al. .
- 4,493,657 1/1985 Zeitler .
- 4,836,298 6/1989 Laboureau .
- 5,224,886 7/1993 Cunningham .

Primary Examiner—Kay H. Chin

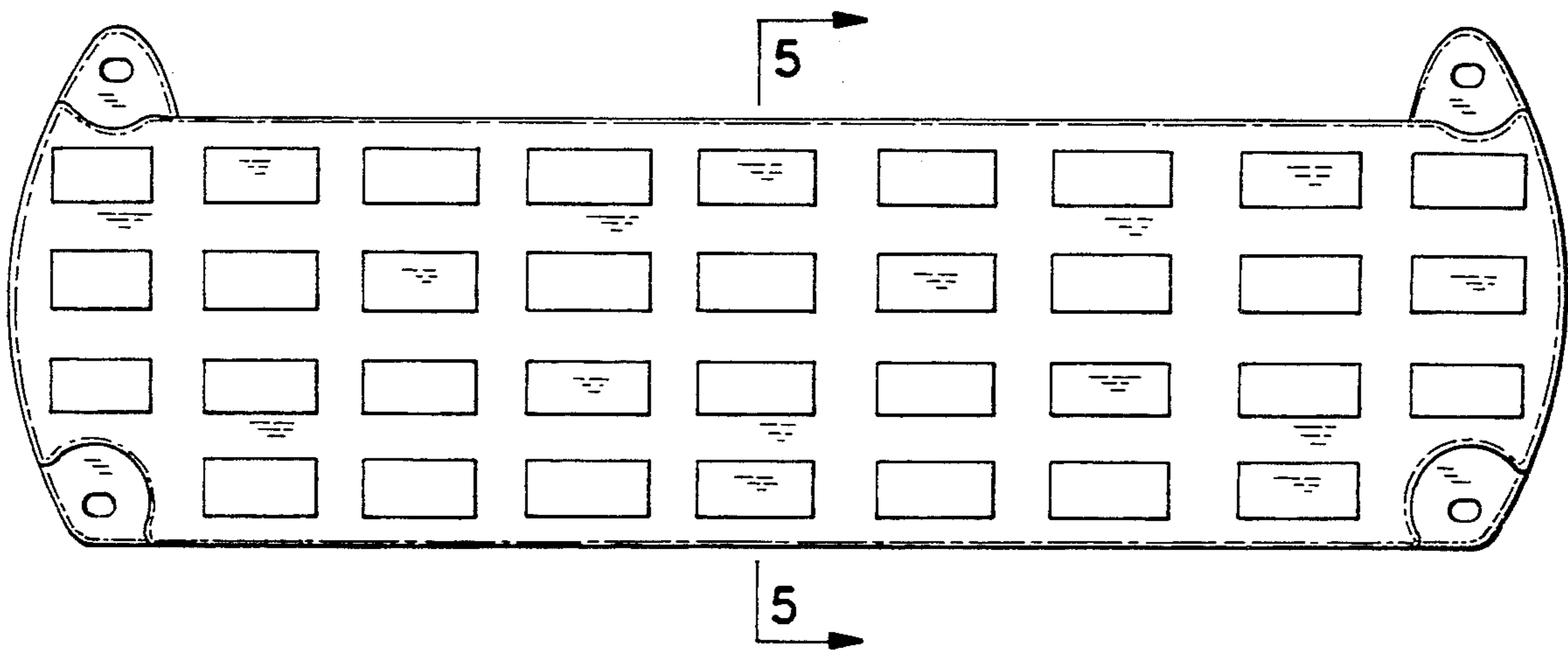
[57] CLAIM

The ornamental design for a side deck for personalized watercraft, as shown and described.

DESCRIPTION

FIG. 1 is a front elevational view of the side deck for personalized watercraft showing our new design; FIG. 2 is a side elevational view of the outside thereof; FIG. 3 is a side elevational view of the inside thereof; FIG. 4 is an end elevational view, the opposite end being a mirror image thereof; FIG. 5 is a sectional view taken along the line 5—5 of FIG. 1; and, FIG. 6 is a bottom plan view thereof.

- [56] **References Cited**
- U.S. PATENT DOCUMENTS**
- D. 305,751 1/1990 Roberson D12/304
- D. 312,610 12/1990 Price, Jr. D12/304



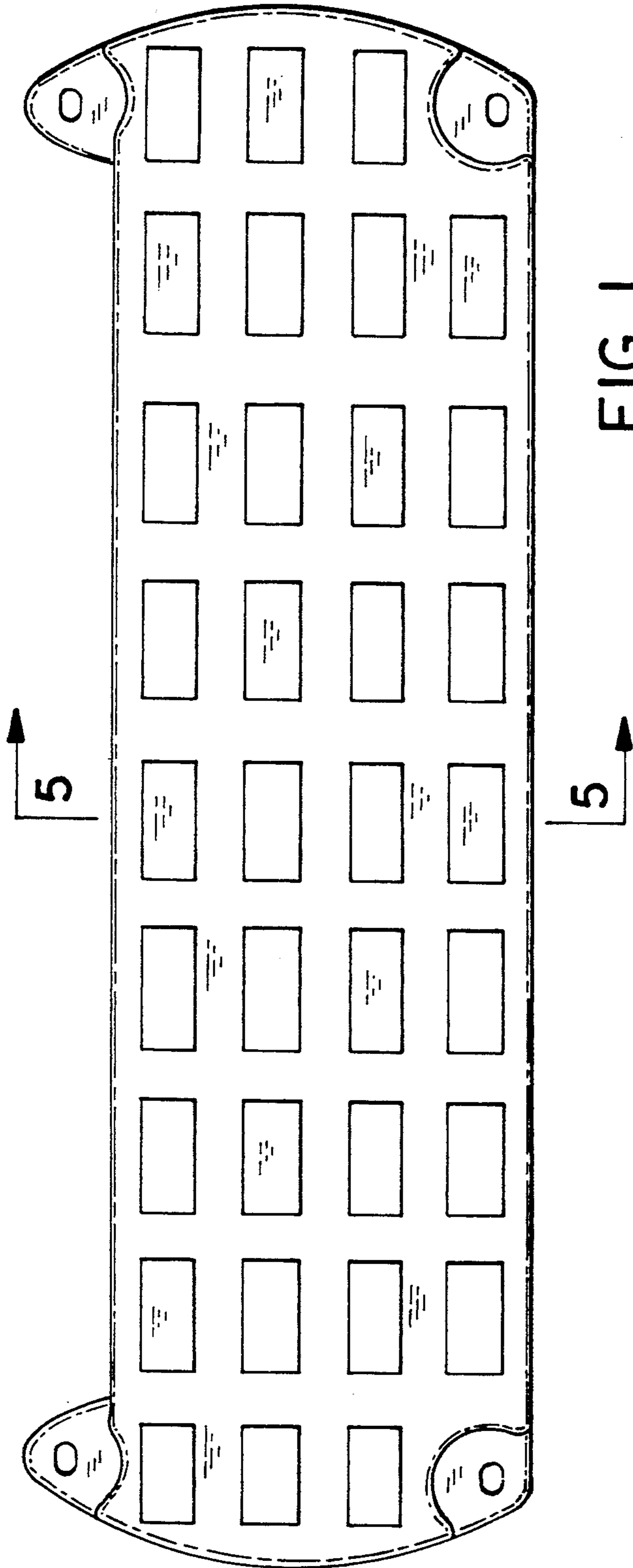


FIG. 1



FIG. 2




FIG. 3

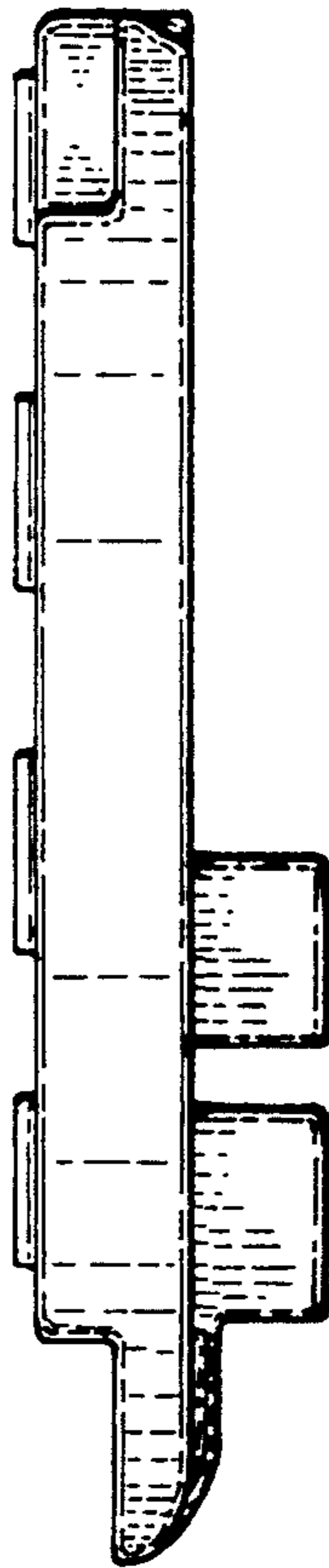


FIG. 4

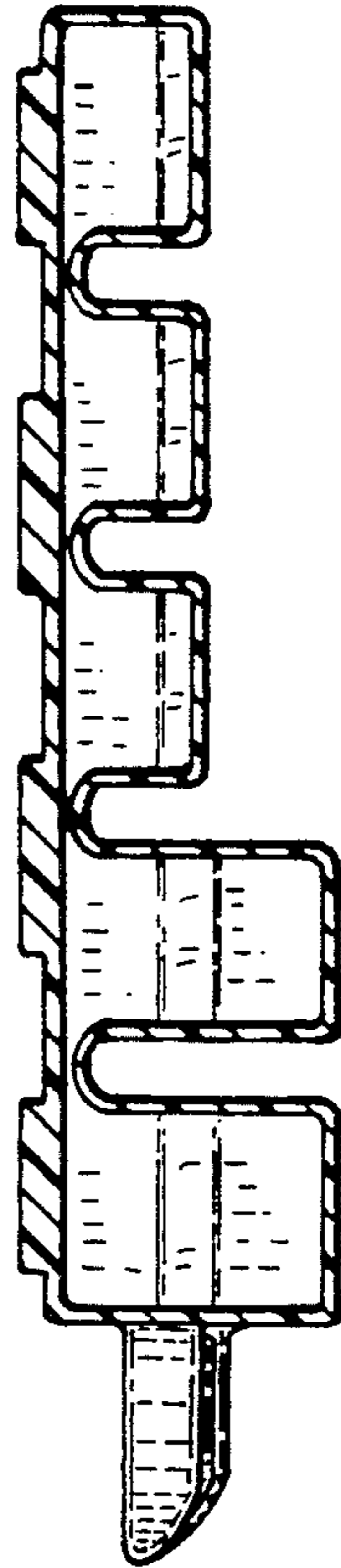


FIG. 5




FIG. 6