



US00D356059S

United States Patent [19]

[11] Patent Number: **Des. 356,059**

McKisson

[45] Date of Patent: **** Mar. 7, 1995**

[54] TIRE

[75] Inventor: **Eileen A. McKisson**, Akron, Ohio

[73] Assignee: **Michelin Recherche et Technique S.A.**, Granges-Paccot, Switzerland

[**] Term: **14 Years**

[21] Appl. No.: **16,033**

[22] Filed: **Dec. 6, 1993**

[52] U.S. Cl. **D12/146**

[58] Field of Search **D12/136, 145-151; 152/209 R, 209 A, 209 B, 209 D**

[56] **References Cited**

U.S. PATENT DOCUMENTS

D. 256,349	8/1980	Fontaine et al.	D12/146
D. 288,916	3/1987	Wallet	D12/147
D. 288,917	3/1987	Wallet	D12/147
D. 295,035	4/1988	Hinrichsen	D12/147
D. 312,231	11/1990	Guspodin	D12/147
D. 328,580	8/1992	Killian	D12/147
D. 336,277	6/1993	Himuro et al.	D12/148

OTHER PUBLICATIONS

Gummibereifune, Oct. 1990, p. 66, Continental TS 750 Tire, center right side of page.

Tread Design Guide, 1993, p. 53, National XT Renegade 60.

Primary Examiner—James M. Gandy
Attorney, Agent, or Firm—Robert R. Reed; Alan A. Csontos

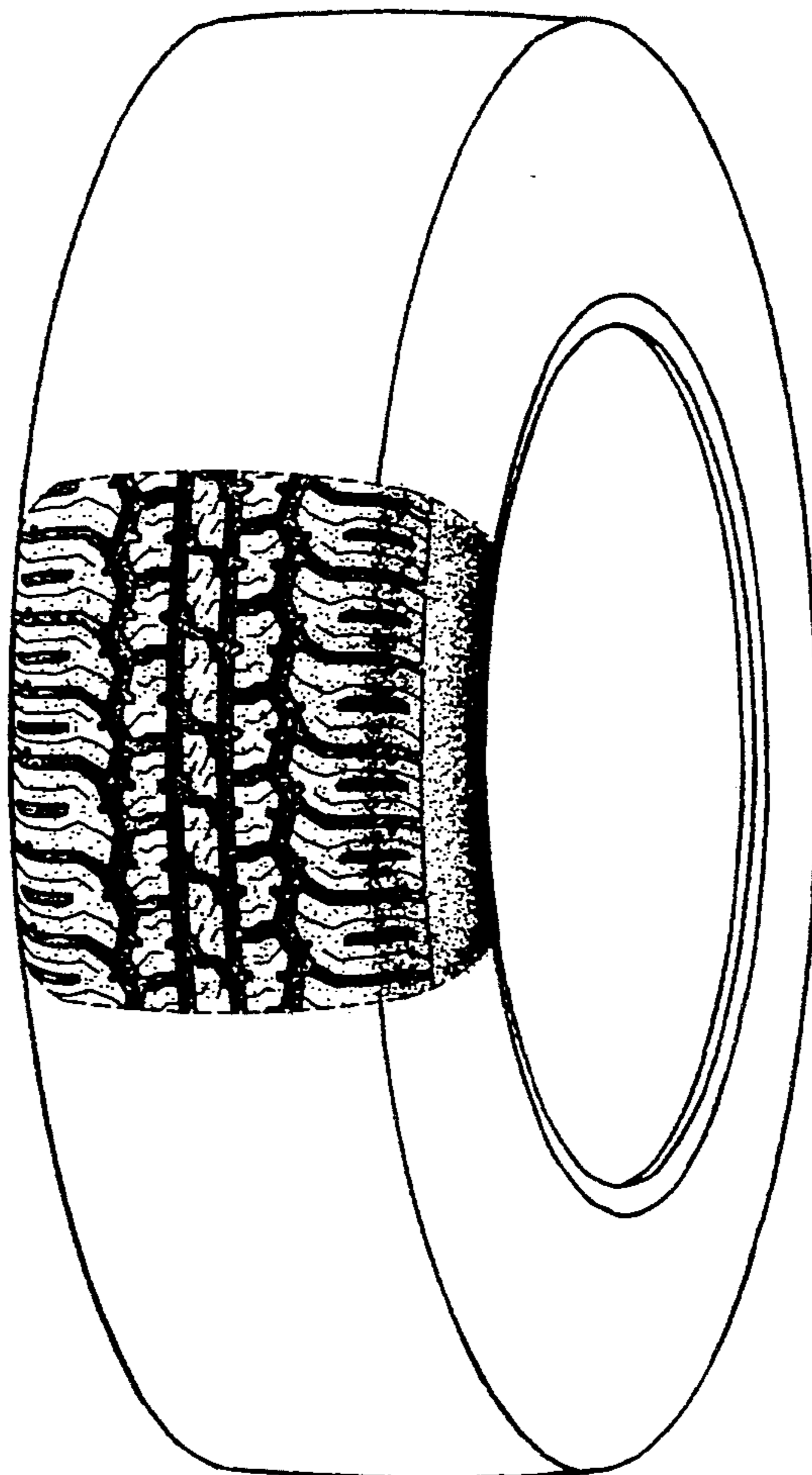
[57] **CLAIM**

The ornamental design for a tire, as shown and described.

DESCRIPTION

FIG. 1 is a perspective view of a tire showing a new tread design. It is understood that the tread pattern, as shown in FIG. 1, is repeated over the outer circumference of the tire and the tread shoulder as shown schematically by solid lines. The side of the tire opposite the portion of the tire shown in FIG. 1 is substantially the same as that shown;

FIG. 2 is a side elevation view of the tire in FIG. 1; and, FIG. 3 is an enlarged plan view of a portion of the tread of the tire in FIG. 1.



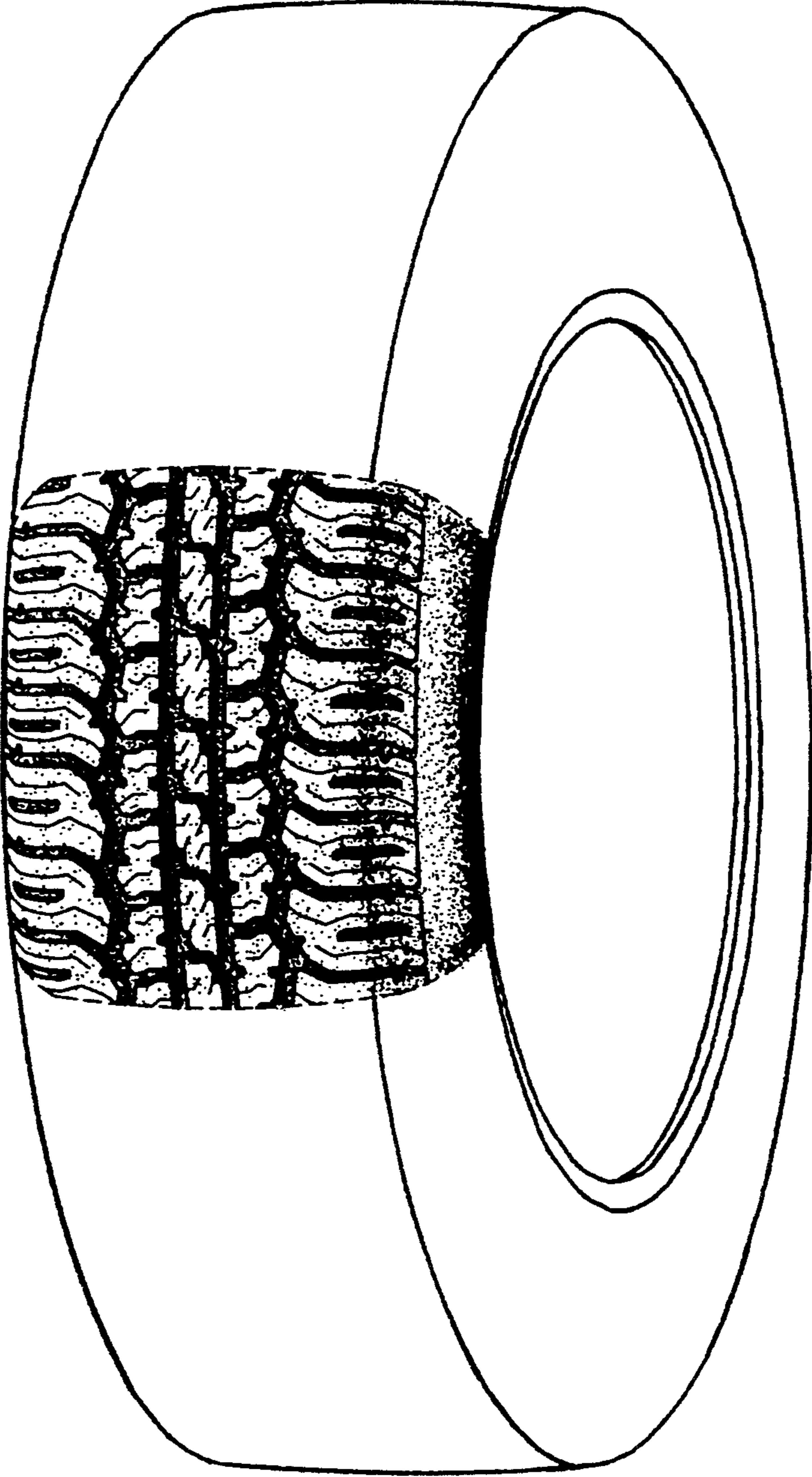


Fig.1




Fig.2




Fig.3