



US00D356043S

# United States Patent [19]

[11] Patent Number: **Des. 356,043**

Iwamoto

[45] Date of Patent: **\*\* Mar. 7, 1995**

## [54] WRIST WATCH

[75] Inventor: **Masakazu Iwamoto**, Tachikawa, Japan

[73] Assignee: **Casio Computer Co., Ltd.**, Tokyo, Japan

[\*\*] Term: **14 Years**

[21] Appl. No.: **1,864**

[22] Filed: **Nov. 24, 1992**

[52] U.S. Cl. .... **D10/39**

[58] Field of Search ..... **D10/1-40, D10/122-132; 368/276-277, 280-282, 285**

## [56] References Cited

### U.S. PATENT DOCUMENTS

D. 261,113	10/1981	Fukumura	.....	D10/39
D. 266,490	10/1982	Takahashi	.....	D10/39
D. 266,491	10/1982	Abe	.....	D10/39
D. 267,861	2/1983	Ohsawa	.....	D10/39
D. 269,953	8/1983	Fukumura	.....	D10/39
D. 304,305	10/1989	Morishima	.....	D10/38

## OTHER PUBLICATIONS

*Jeweler's Circular Keystone*—Mar. 1981—p. 114—Watch.  
*Jeweler's Circular—Keystone*—Nov. 1987—p. 114—Watch at left.

*Hong Kong Enterprise*—Oct. 1990—p. 71—Watch #A1-L02 at center.


*Primary Examiner*—Nelson C. Holtje  
*Attorney, Agent, or Firm*—Frishauf, Holtz, Goodman & Woodward

## [57] CLAIM


The ornamental design for a wrist watch, as shown and described.

## DESCRIPTION

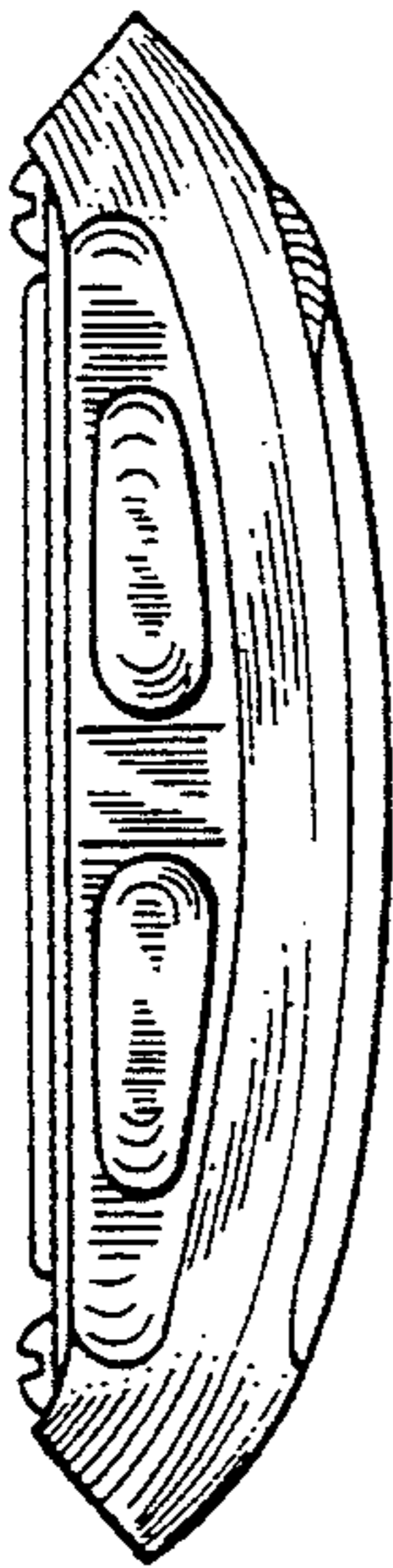
FIG. 1 is a front elevation view of a wrist watch showing my new design;  
FIG. 2 is a right side elevation view thereof;  
FIG. 3 is a left side elevation view thereof;  
FIG. 4 is a top plan view thereof;  
FIG. 5 is a bottom plan view thereof;  
FIG. 6 is a rear elevation view thereof; and,  
FIG. 7 is a perspective view thereof.



*FIG.4*



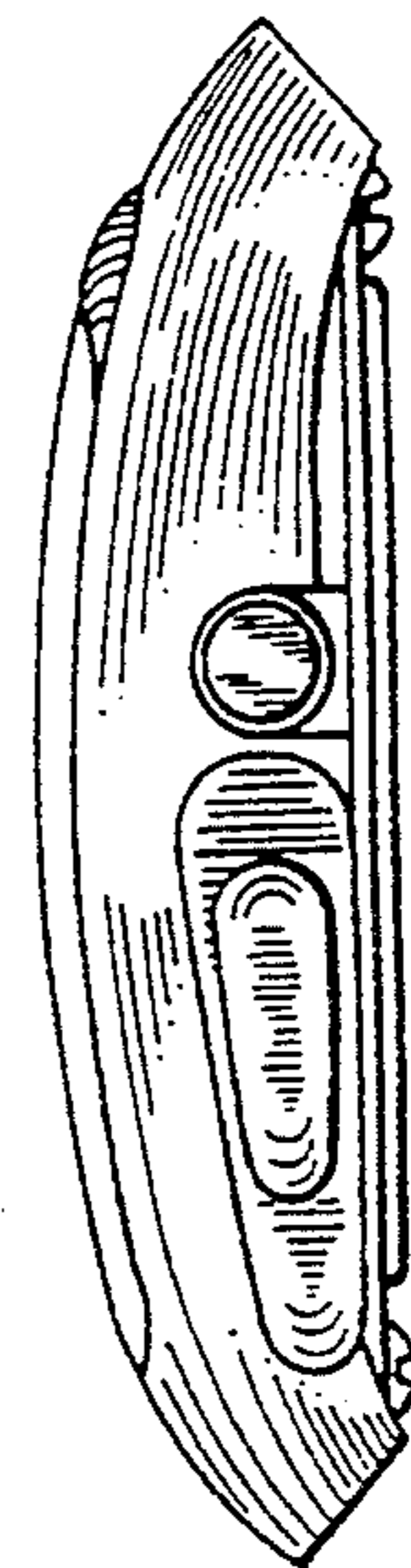
*FIG.3*




*FIG.1*



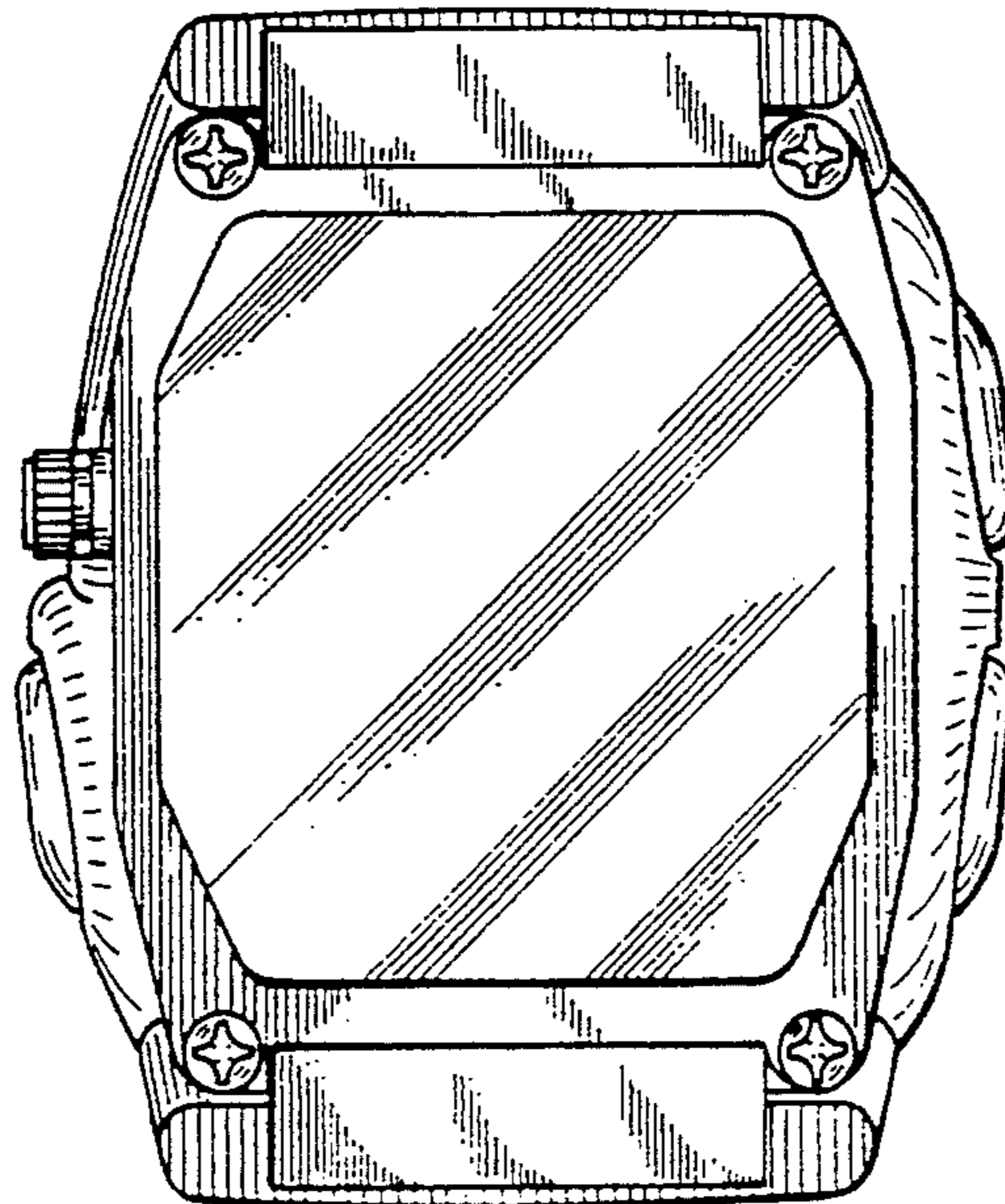
*FIG.2*



*FIG.5*



*FIG. 6*



*FIG. 7*

