



US00D356042S

United States Patent [19]
Nakanishi

[11] **Patent Number: Des. 356,042**

[45] **Date of Patent: ** Mar. 7, 1995**

[54] **WRIST WATCH**

D. 326,058 5/1992 Schneider D10/39
D. 336,616 10/1992 Gueit D10/39

[75] **Inventor: Nobuhiko Nakanishi, Suwa, Japan**

[73] **Assignee: Seiko Epson Corporation, Tokyo, Japan**

[**] **Term: 14 Years**

[21] **Appl. No.: 659**

[22] **Filed: Oct. 20, 1992**

[30] **Foreign Application Priority Data**

Apr. 20, 1992 [JP] Japan 4-11508

[52] **U.S. Cl. D10/39; D10/30**

[58] **Field of Search D10/1-40,
D10/122-132; 368/223, 232, 276-277,
280-282, 285**

[56] **References Cited**

U.S. PATENT DOCUMENTS

D. 317,128 5/1991 Benson D10/32
D. 325,353 4/1992 Meyer D10/30 X

OTHER PUBLICATIONS

European Jeweler (G.Z.)-Jun. 1985-p. 30-watch(s) at top -right.

European Jeweler-(G.Z.)-Feb. 1983-p. 96-watches at top.

Primary Examiner-Nelson C. Holtje
Attorney, Agent, or Firm-Oliff & Berridge

[57] **CLAIM**

The ornamental design for wrist watch, as shown and described.

DESCRIPTION

FIG. 1 is a front elevational view of the wrist watch; FIG. 2 is a rear elevational view of the wrist watch; FIG. 3 is a left side view of the wrist watch; FIG. 4 is a right side view of the wrist watch; FIG. 5 is a top plan view of the wrist watch; FIG. 6 is a tottom plan view of the wrist watch; and, FIG. 7 is a perspective view of the wrist watch.





FIG. 1

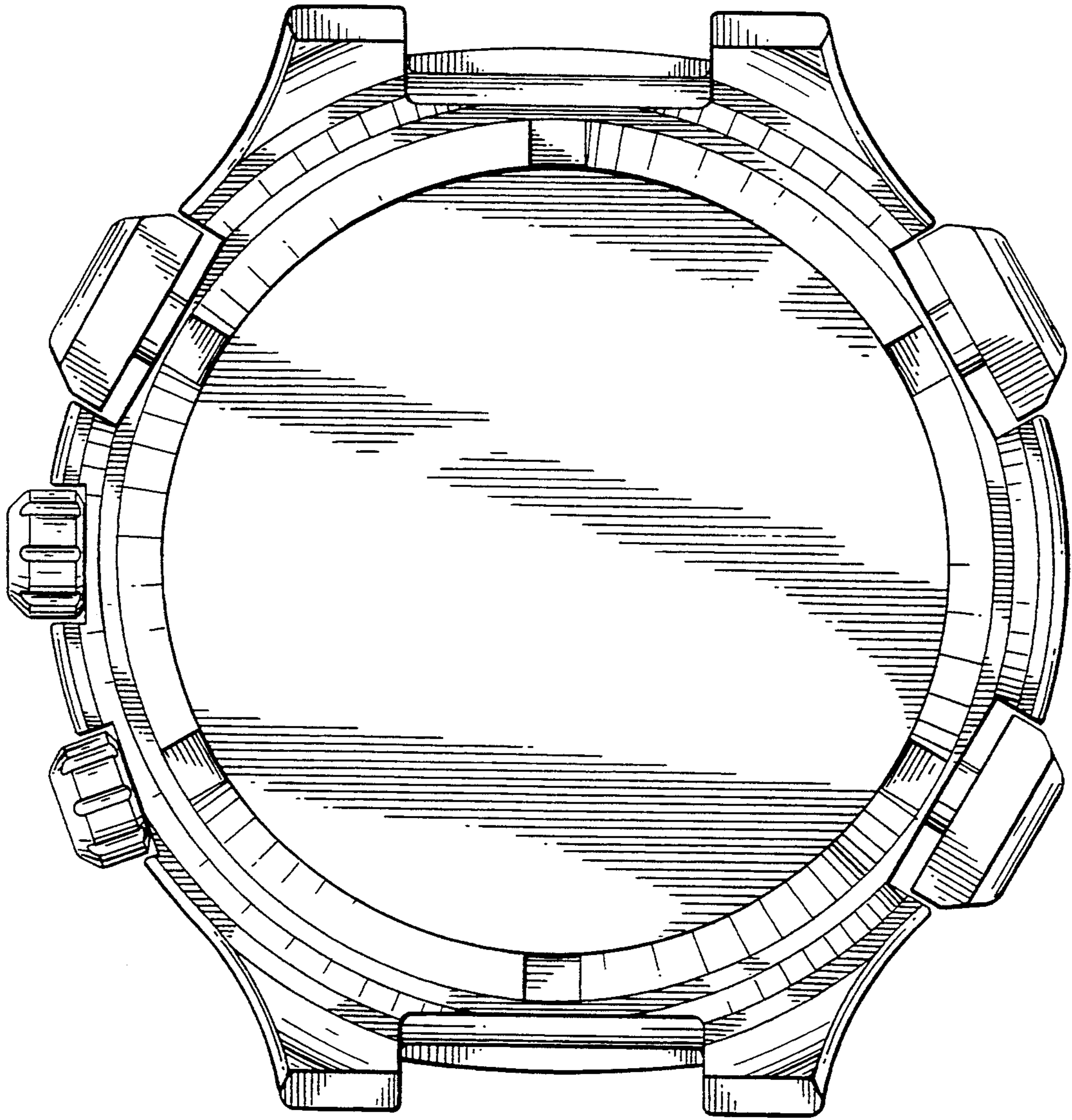


FIG. 2




FIG. 3

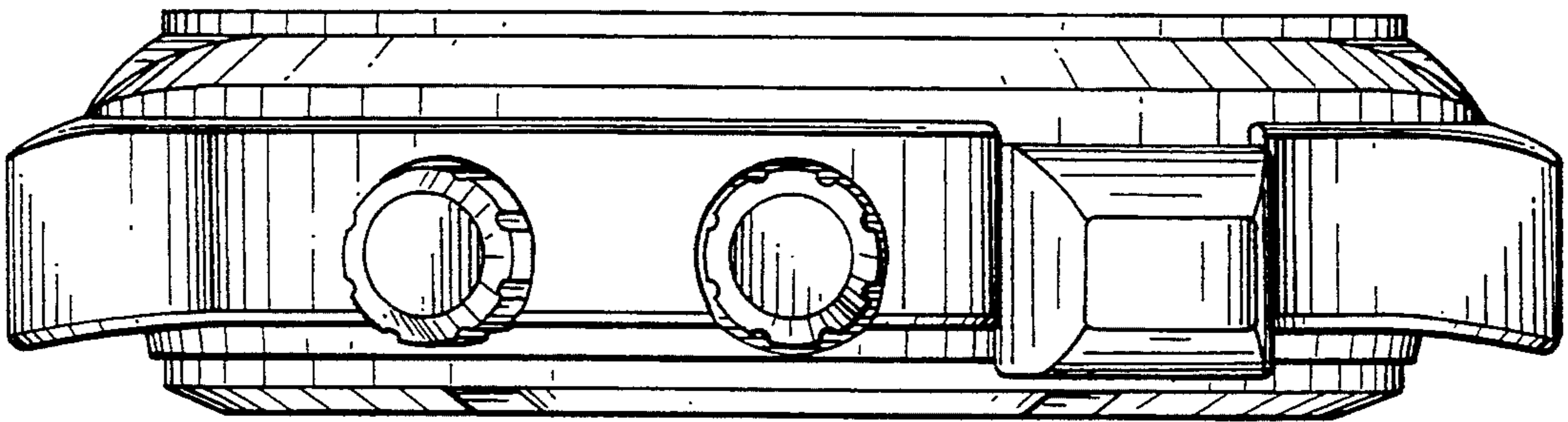


FIG. 4

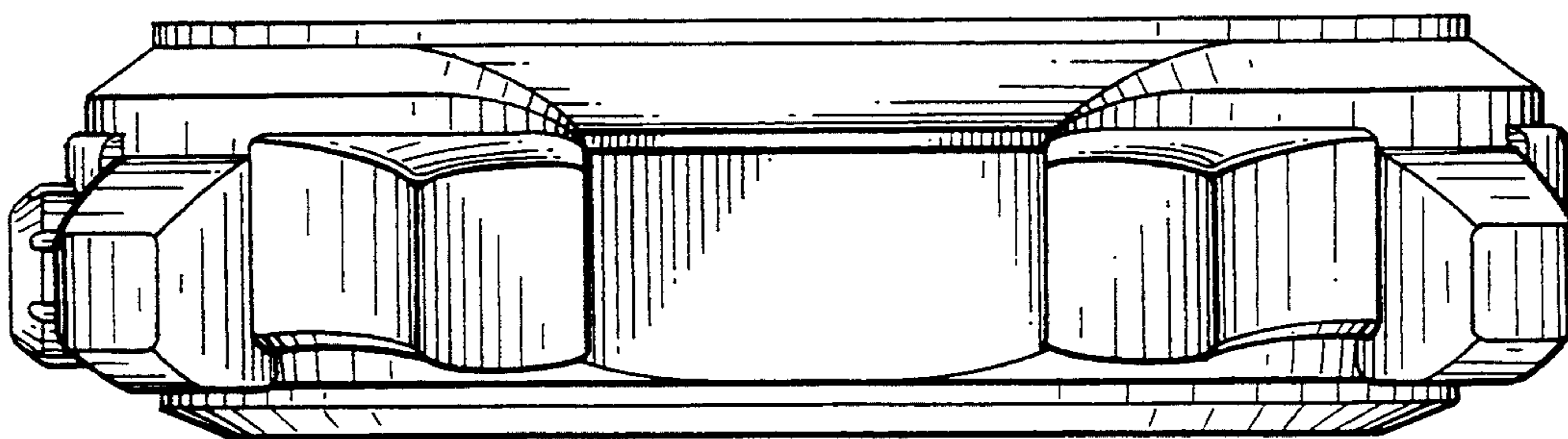


FIG. 5

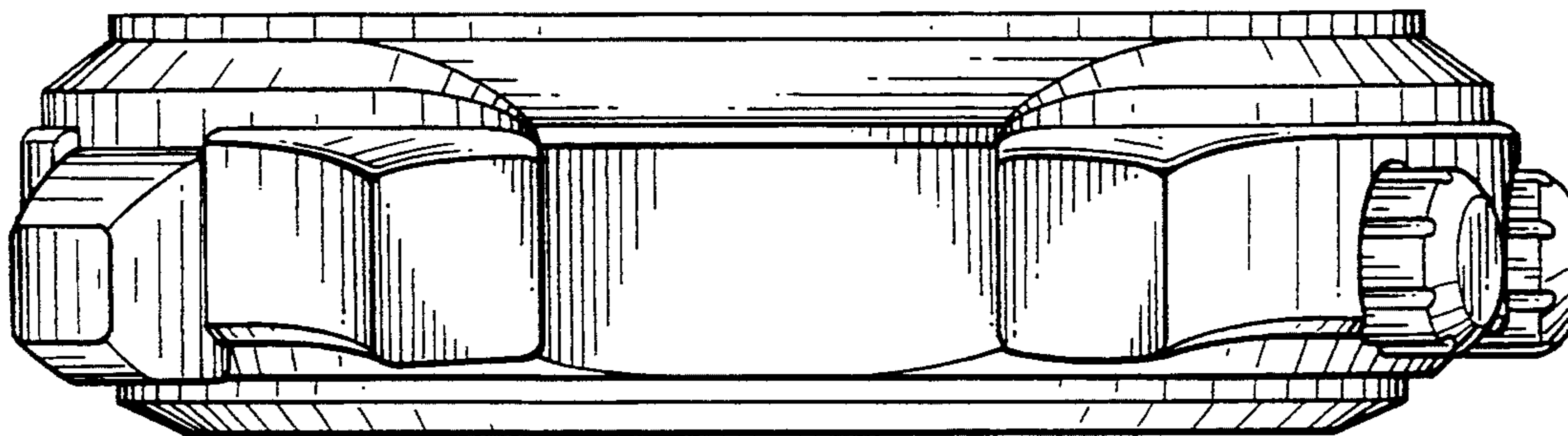


FIG. 6



FIG. 7