



US00D356041S

United States Patent [19] Bulgari

[11] Patent Number: **Des. 356,041**

[45] Date of Patent: **** Mar. 7, 1995**

[54] WRISTWATCH

[75] Inventor: **Giovanni Bulgari, Rome, Italy**

[73] Assignee: **Gianni Bulgari S.p.A., Rome, Italy**

[**] Term: **14 Years**

[21] Appl. No.: **2,987**

[22] Filed: **Dec. 24, 1992**

[30] Foreign Application Priority Data

Jun. 29, 1992 [CH] Switzerland DMA/001823
 [52] U.S. Cl. **D10/39; D10/30**
 [58] Field of Search D10/1-40,
 D10/122-132; 368/280-282, 276-277, 285

[56] References Cited

U.S. PATENT DOCUMENTS

D. 60,533	3/1922	Gruen	D10/39
D. 161,485	1/1951	Megar	D10/39
D. 250,693	1/1979	Pegrin	D10/39
D. 326,616	6/1992	Bulgari	D10/39

OTHER PUBLICATIONS

Jeweler's Circular Keystone-Jun. 1982-p. 53-watches.
Jewelers Circular-Keystone-Jun. 1979-p. 112-watch at top left.

Primary Examiner-Nelson C. Holtje
Attorney, Agent, or Firm-Sughrue, Mion, Zinn, Macpeak & Seas

[57] CLAIM

The ornamental design for a wristwatch, as shown and described.

DESCRIPTION

FIG. 1 is a perspective view of a wristwatch showing my new design;
 FIG. 2 is a top plan view thereof;
 FIG. 3 is a bottom plan view thereof;
 FIG. 4 is a side elevational view of one side thereof;
 FIG. 5 is a side elevational view of an opposite side thereof;
 FIG. 6 is an end elevational view of one end thereof;
 and,
 FIG. 7 is an end elevational view of an opposite end thereof.

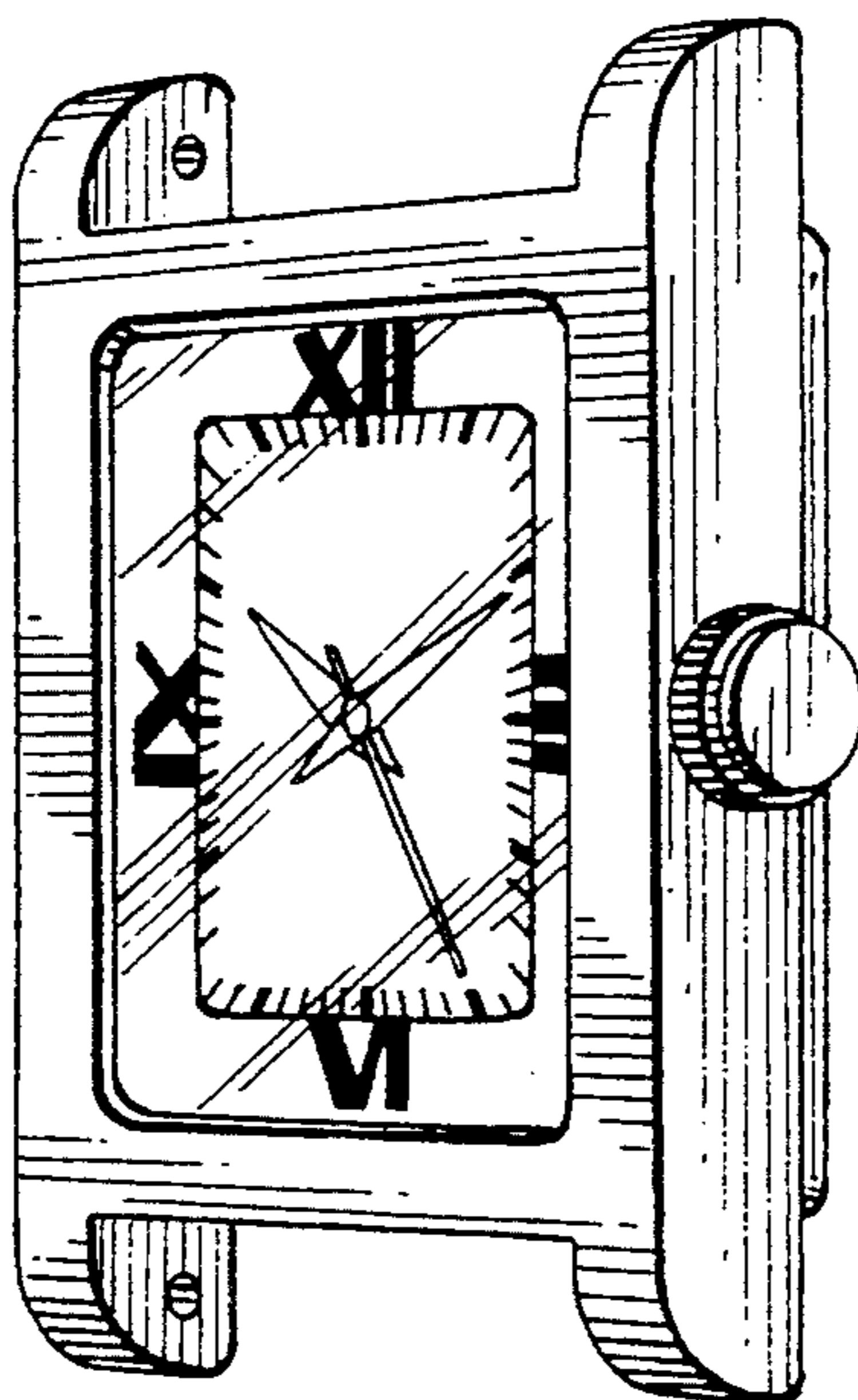


FIG. 1

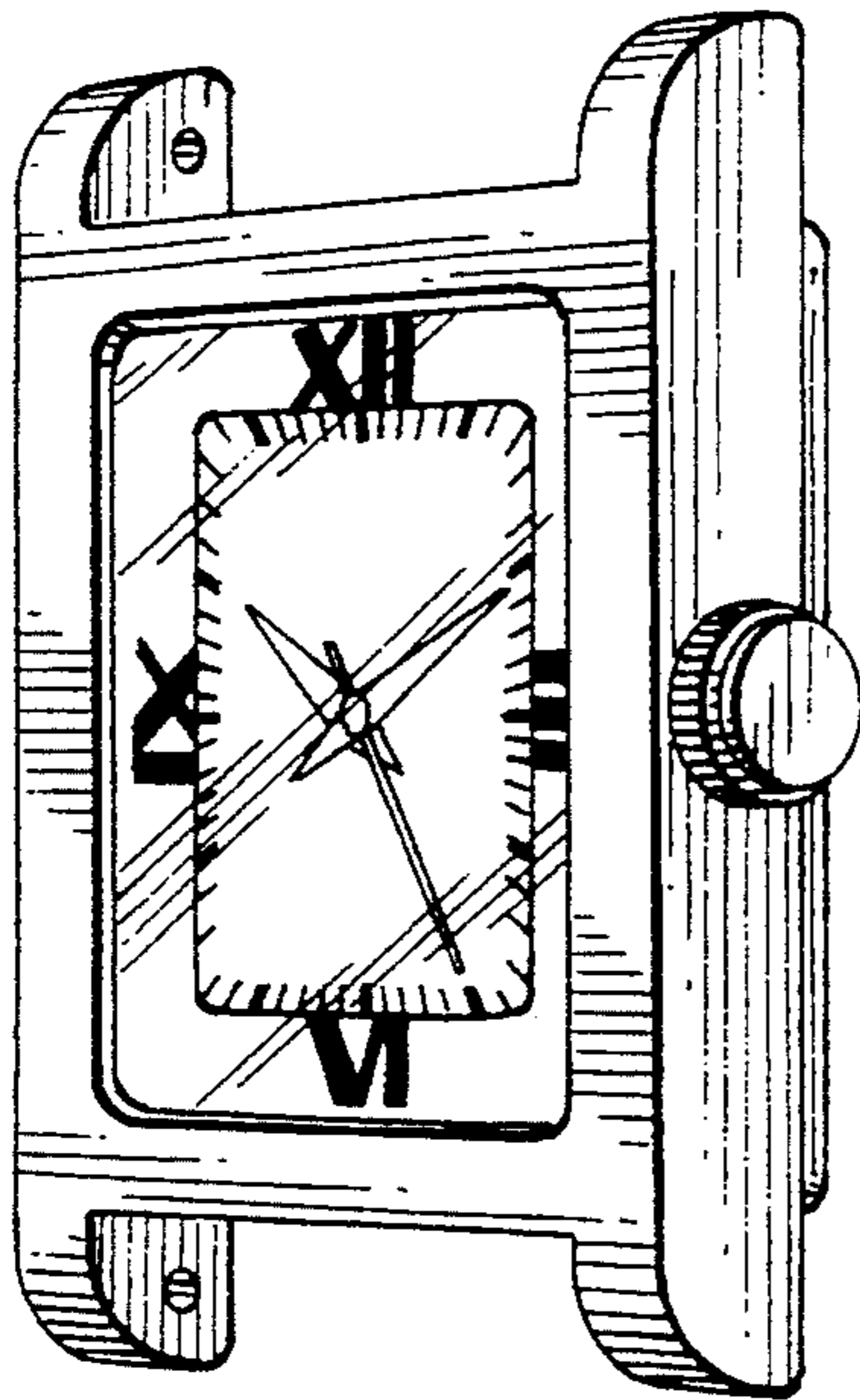


FIG. 2

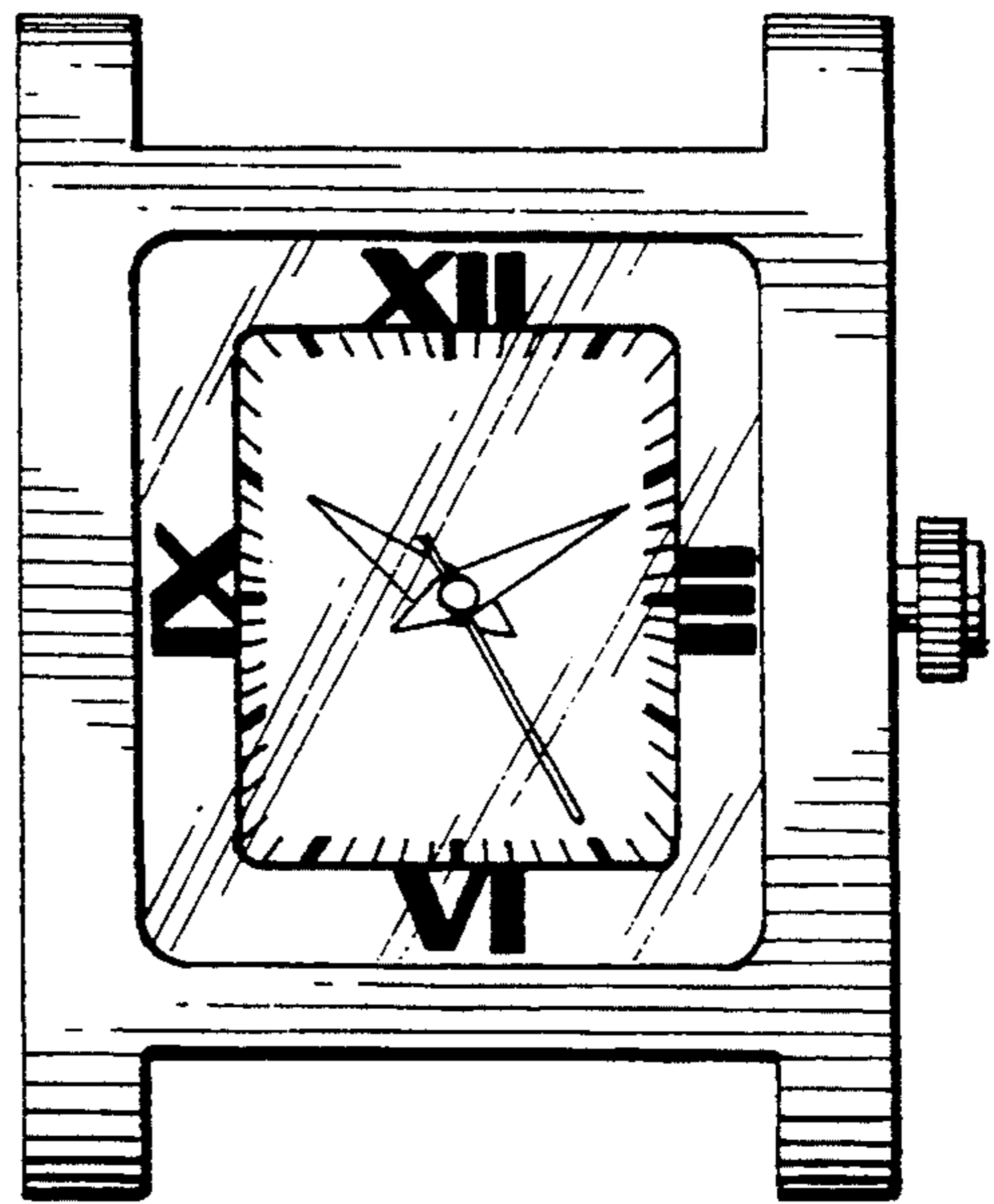


FIG. 3

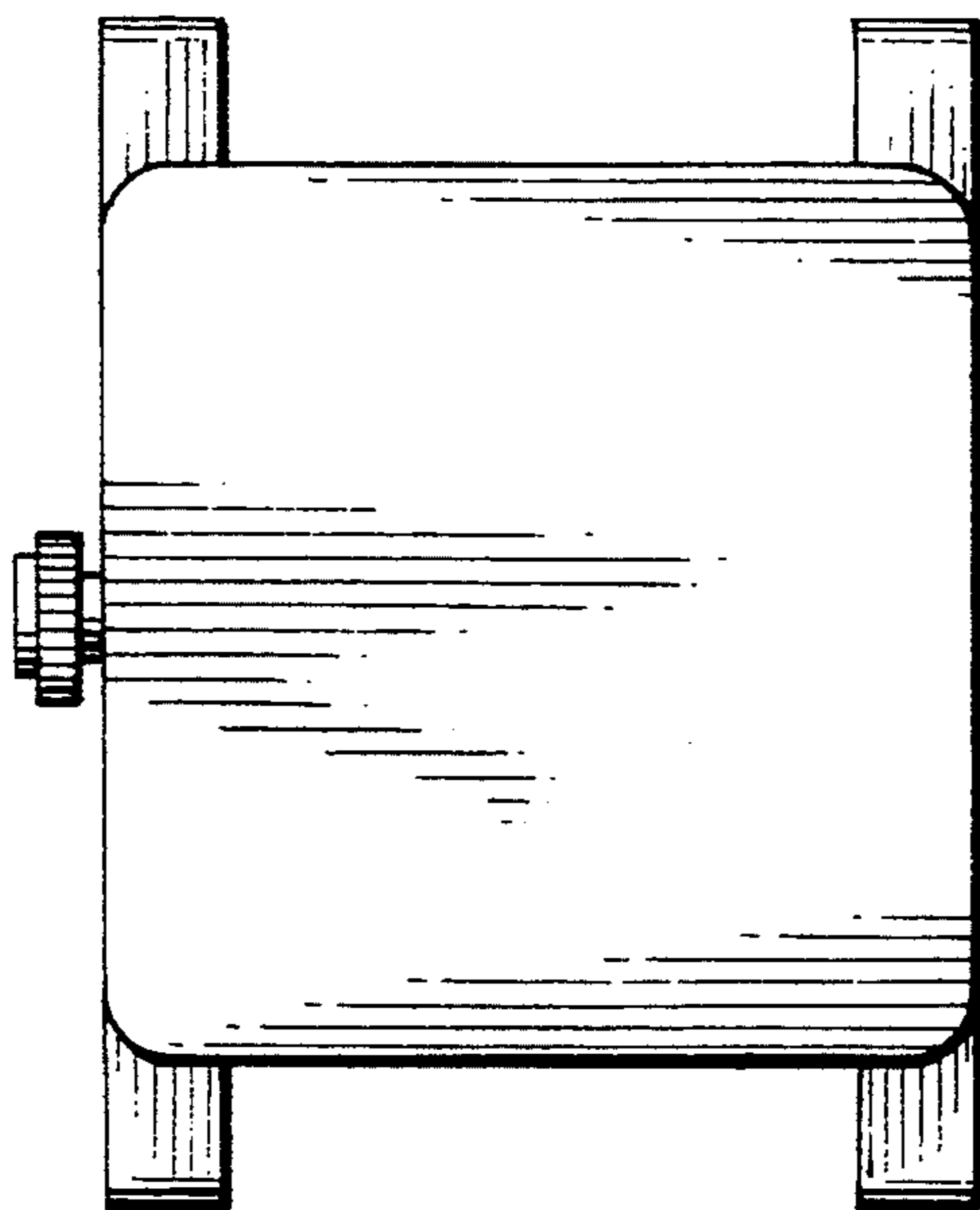


FIG. 4




FIG. 5




FIG. 6




FIG. 7

