



US00D356021S

United States Patent [19]

[11] Patent Number: **Des. 356,021**

Hull et al.

[45] Date of Patent: **** Mar. 7, 1995**

[54] HANDLE

[76] Inventors: **Harold L. Hull**, 401 Canyon Way #43, Sparks, Nev. 89434; **Judith Aston**, P.O. Box 3568, Incline Village, Nev. 89450

[**] Term: **14 Years**

[21] Appl. No.: **7,525**

[22] Filed: **Apr. 26, 1993**

[52] U.S. Cl. **D8/107; D8/303**

[58] Field of Search **D8/107, 300, 303, 306, D8/DIG. 7; 16/111 R, 116, 114, 125, 126; 190/115, 116, 117, 118; D7/393, 395**

[56] **References Cited**

U.S. PATENT DOCUMENTS

- D. 188,582 8/1960 Koffler D8/306
- D. 197,831 3/1964 Finkelstein D8/306
- D. 199,333 10/1964 Finley D8/14
- D. 292,865 11/1987 Scott D8/10

- D. 318,602 7/1991 Vosbikian D8/107
- D. 335,810 5/1993 Asien D8/306
- 2,421,339 5/1947 Leger D8/98
- 3,156,943 11/1964 Groomer et al. 16/111 R
- 3,185,272 5/1965 Chance 16/126
- 4,180,909 1/1980 Lind D8/98
- 4,340,990 7/1982 Seynhaeve 190/115

Primary Examiner—Bernard Ansher


Assistant Examiner—Philip Hyder

[57] **CLAIM**

The ornamental design for a handle, as shown.

DESCRIPTION

FIG. 1 is a perspective view of our new design for a handle;
 FIG. 2 is a front elevational view thereof;
 FIG. 3 is a rear elevational view thereof;
 FIG. 4 is a bottom plan view;
 FIG. 5 is a top plan view;
 FIG. 6 is a left side elevational view of FIG. 2; and,
 FIG. 7 is a right side elevational view thereof.






Fig 1




Fig 2

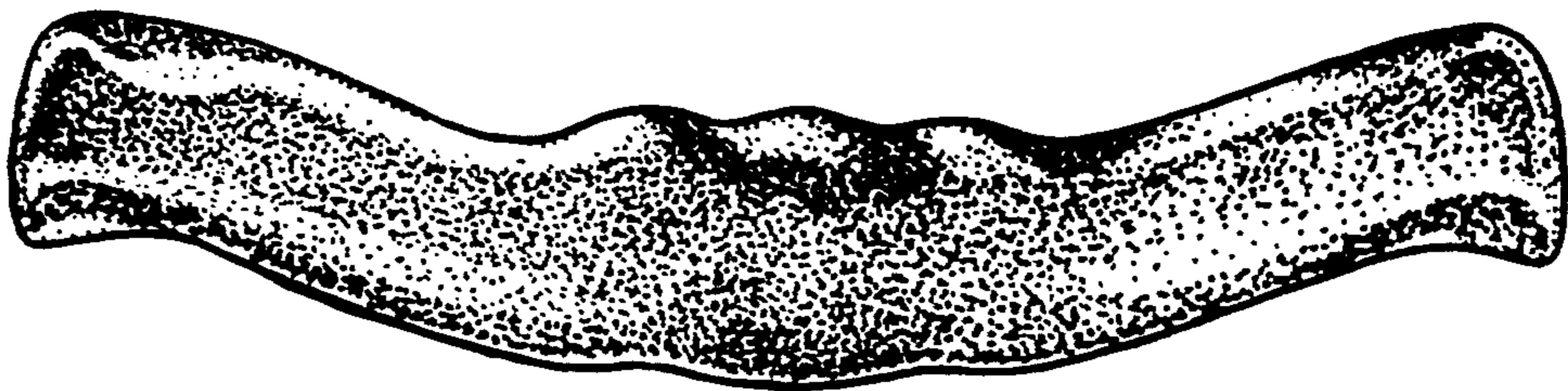


Fig 3




Fig 4




Fig 5




Fig 6




Fig 7