



US00D356009S

United States Patent [19]

[11] Patent Number: **Des. 356,009**

Branch et al.

[45] Date of Patent: **** Mar. 7, 1995**

[54] **TRAY**

[75] Inventors: **Jeffry P. Branch**, Garland, Tex.;
Timothy D. Branch, Marietta, Ga.

[73] Assignee: **Taby Tray, Inc.**, Garland, Tex.

[**] Term: **14 Years**

[21] Appl. No.: **14,420**

[22] Filed: **Oct. 21, 1993**

[52] U.S. Cl. **D7/553; D7/555;**
D6/406

[58] Field of Search **D7/550, 553, 554, 555;**
D6/406, 511; D19/92; 229/904; 220/574, 575,
556

D. 342,170 12/1993 Palmer D6/406

D. 346,310 4/1994 Schlesier D7/553 X

D. 348,904 7/1994 Linder D19/92

2,663,603 12/1953 Newman D6/406 X

3,434,649 3/1969 Goings 229/904 X

4,143,915 3/1979 Kamlay 297/390

4,606,576 8/1986 Jones D6/406 X

4,634,185 1/1987 Kassai 297/487

4,795,209 1/1989 Quinlan, Jr. et al. 297/153

4,906,043 3/1990 Davis et al. 297/153

4,936,628 6/1990 Delaney et al. 297/250

5,106,156 4/1992 Marquis 297/153

Primary Examiner—Alan P. Douglas
Assistant Examiner—M. N. Pandozzi
Attorney, Agent, or Firm—Ross, Howison, Clapp &
Korn

[56] **References Cited**
U.S. PATENT DOCUMENTS

D. 46,984 2/1915 Lindsay D19/92 X

D. 238,038 12/1975 Lotuzco D6/511

D. 275,771 10/1984 Evans D19/92

D. 293,493 12/1987 Garr D6/406 X

D. 296,852 7/1988 Buchweitz, Jr. et al. D6/511 X

D. 301,820 6/1989 Wasserman D7/555 X

D. 317,017 5/1991 Kheng D19/92 X

D. 328,099 7/1992 Williams D19/92 X

D. 331,330 12/1992 Bennett et al. D6/511 X

D. 336,407 6/1993 Harding et al. D7/553

[57] **CLAIM**

The ornamental design for tray, as shown and described.

DESCRIPTION

FIG. 1 is a top plan view of our invention;
FIG. 2 is a front elevational view thereof;
FIG. 3 is a rear elevational view thereof;
FIG. 4 is a right side view thereof;
FIG. 5 is a bottom plan view thereof; and,
FIG. 6 is a left side view thereof.




FIG. 1




FIG. 2

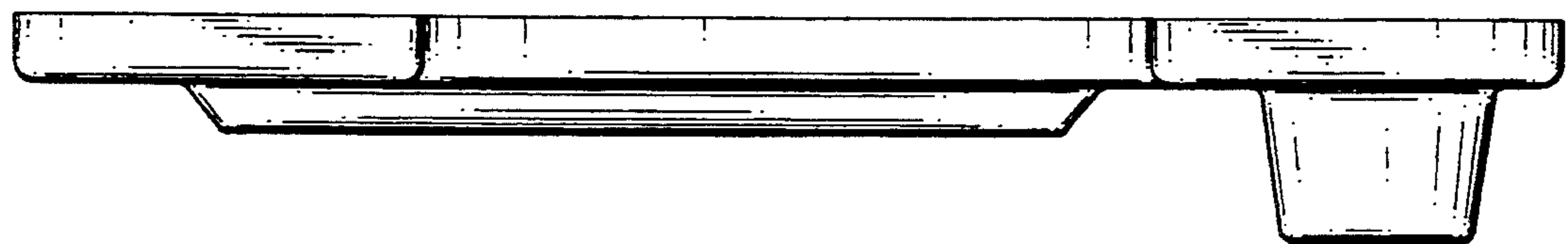


FIG. 3




FIG. 6

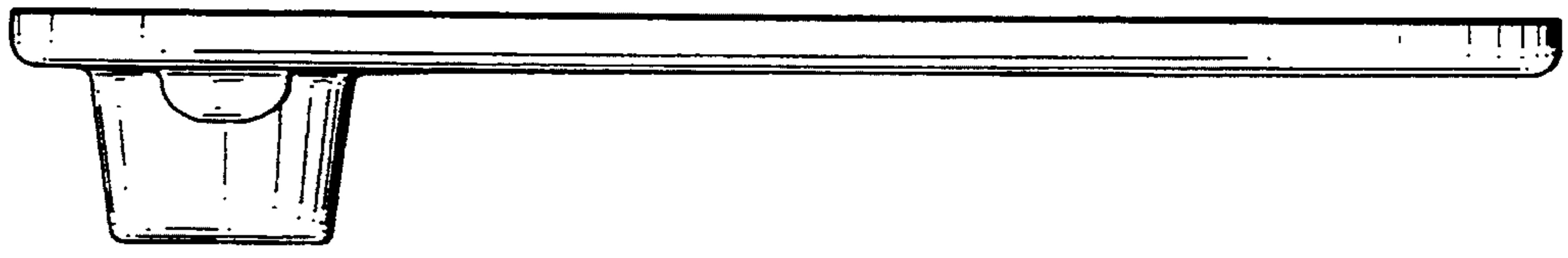


FIG. 5

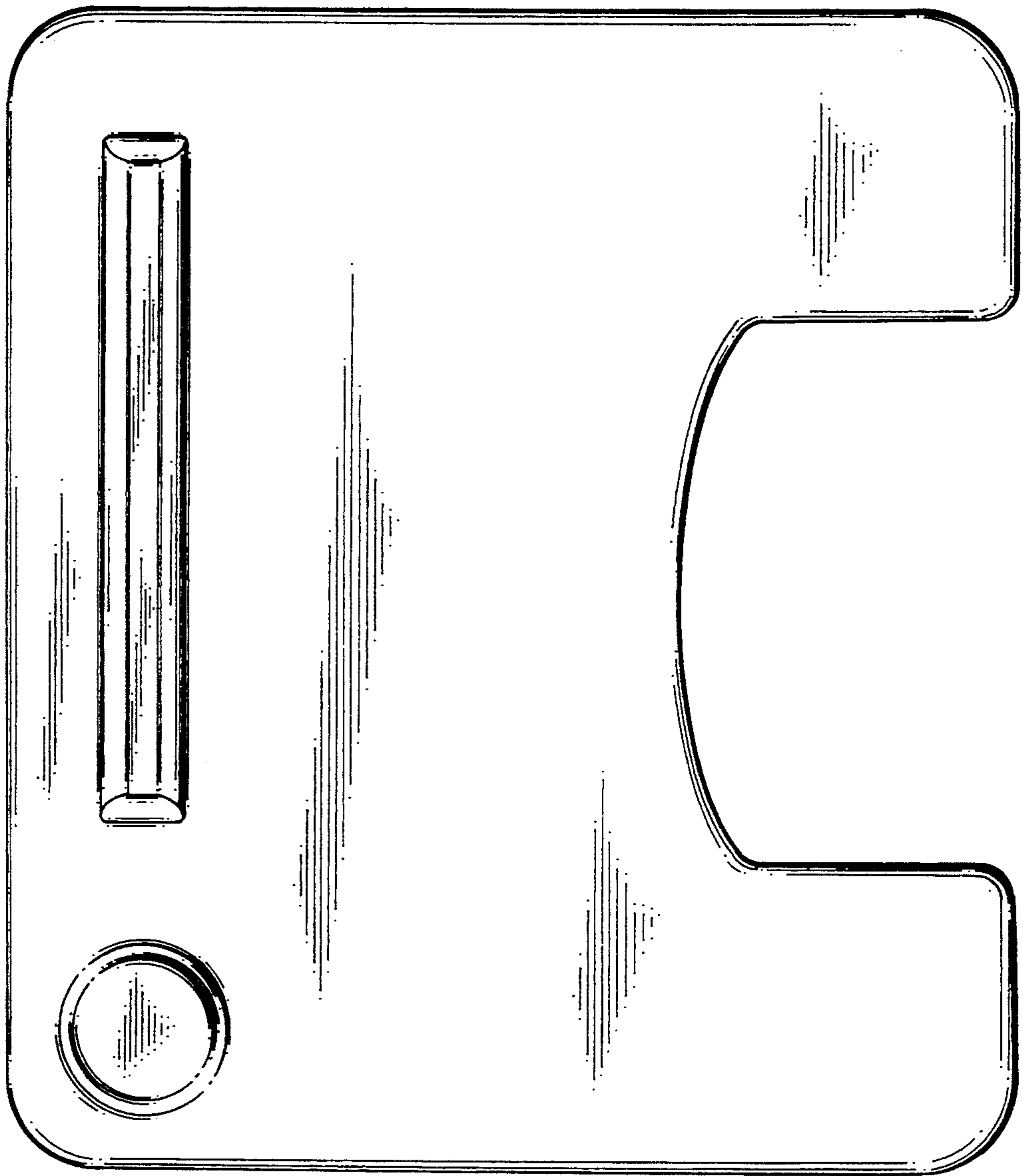


FIG. 4

