



US00D356004S

# United States Patent [19]

[11] Patent Number: **Des. 356,004**

VanValkenburg et al.

[45] Date of Patent: **\*\* Mar. 7, 1995**

[54] **PITCHER**

D. 338,591 8/1993 Wyatt et al. .... D7/316 X  
4,967,939 11/1990 Taylor ..... 222/465.1 X

[75] Inventors: **Terry L. VanValkenburg**, Elk River, Minn.; **Bradley W. Andress**, Hudson; **Gregg M. Davis**; **John W. Koenig**, both of Columbus, Ohio

### OTHER PUBLICATIONS

Measuring Pitcher by Rubbermaid, Goodhousekeeping Jun. 1981 p. 98.  
Pitcher, Design 396 p. 54 Dec. 1981.

[73] Assignee: **Plastics, Inc.**, St. Paul, Minn.

*Primary Examiner*—Alan P. Douglas  
*Assistant Examiner*—M. N. Pandozzi  
*Attorney, Agent, or Firm*—Baker & McKenzie

[\*\*] Term: **14 Years**

[21] Appl. No.: **6,244**

[22] Filed: **Mar. 22, 1993**

[52] U.S. Cl. .... **D7/317; D7/316; D7/318; D7/319; D7/321**

### [57] CLAIM

The ornamental design for pitcher, as shown.

[58] Field of Search ..... **D7/300, 301, 302, 303, D7/316, 317, 318, 319, 321, 322, 312, 313, 598, 599, 600, 305; 222/465.1, 475, 475.1; D24/197**

### DESCRIPTION

FIG. 1 is a side view, the left side view being identical; FIG. 2 is a front view; FIG. 3 is a top plan view; FIG. 4 is a bottom plan view; FIG. 5 is a rear view; FIG. 6 is a side view of an alternative embodiment, the left side view being identical; FIG. 7 is a front view of the pitcher shown in FIG. 6; FIG. 8 is a bottom plan view of the pitcher shown in FIG. 6, the top plan view of same being identical to FIG. 3; and, FIG. 9 is a rear view of the pitcher shown in FIG. 6.

### [56] References Cited

#### U.S. PATENT DOCUMENTS

- D. 132,346 5/1942 Lawrence ..... D7/317
- D. 226,688 4/1973 Thornton ..... D24/197
- D. 263,105 2/1982 Okazaki et al. .... D7/319
- D. 281,570 12/1985 Zimmerman ..... D7/317 X
- D. 284,927 8/1986 Zimmerman ..... D7/319 X
- D. 293,761 1/1988 St. John Rumble ..... D7/319 X
- D. 295,941 5/1988 Wiinblad ..... D7/319 X
- D. 337,689 7/1993 Tardif ..... D7/316 X

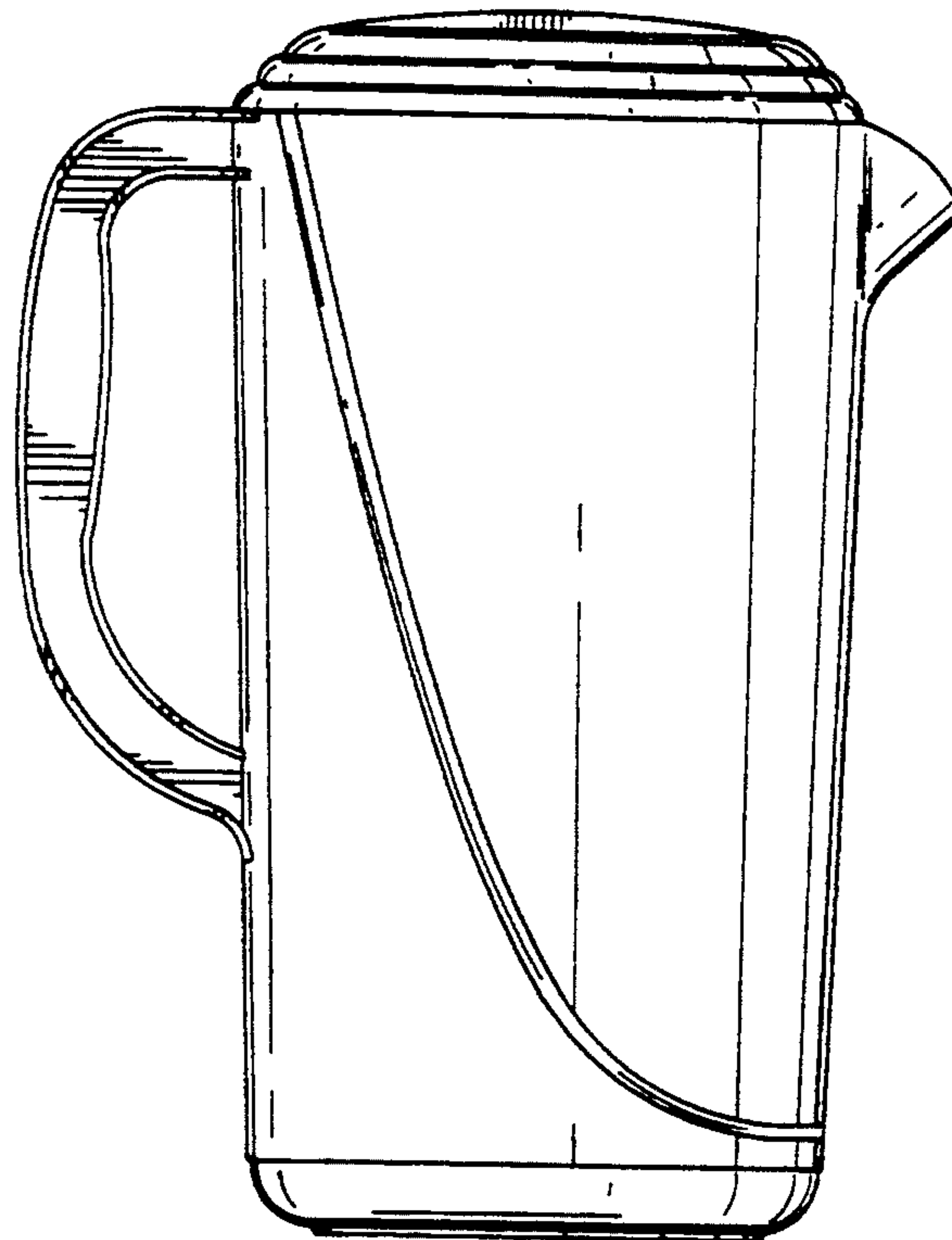


FIG. 1

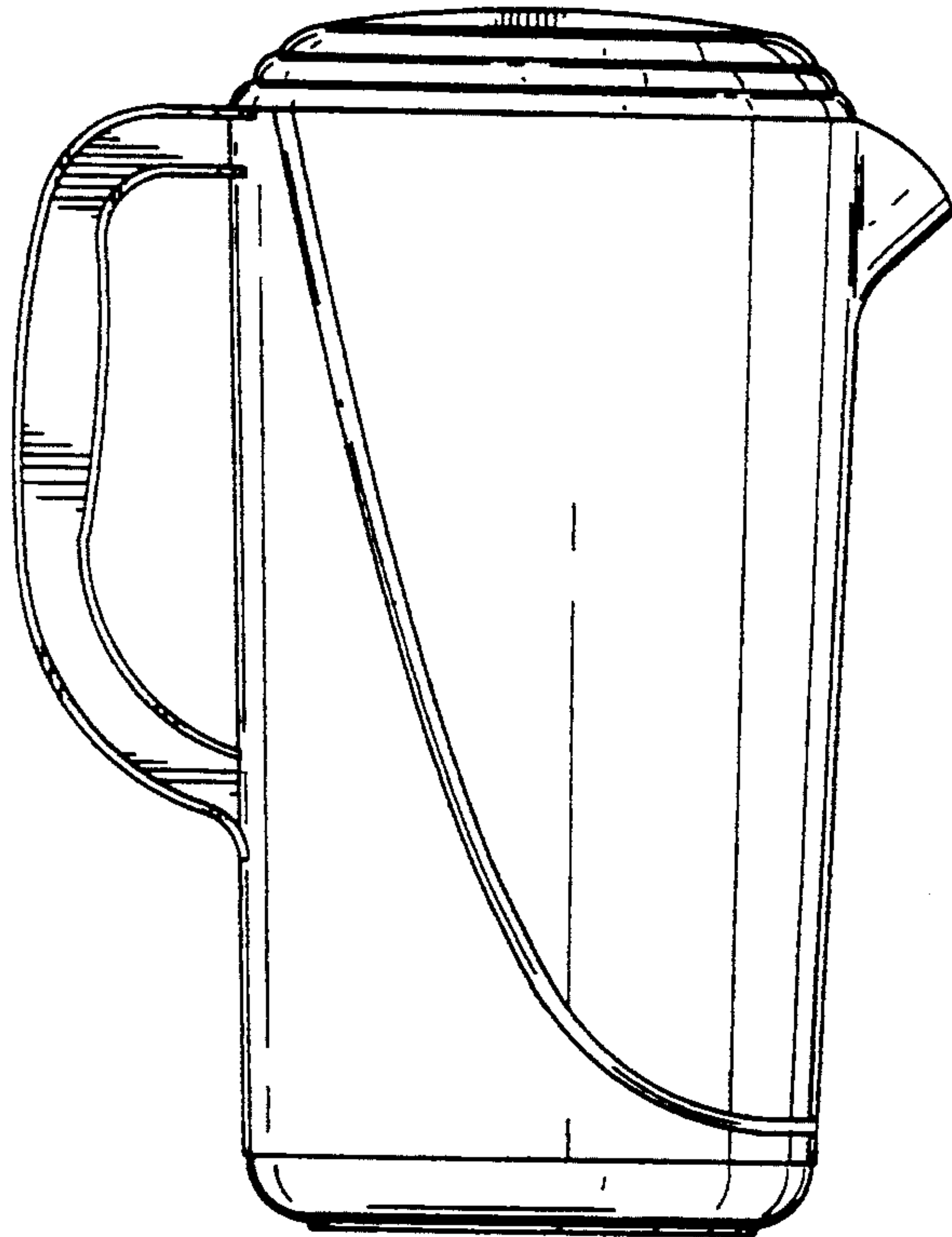


FIG. 2




FIG. 3

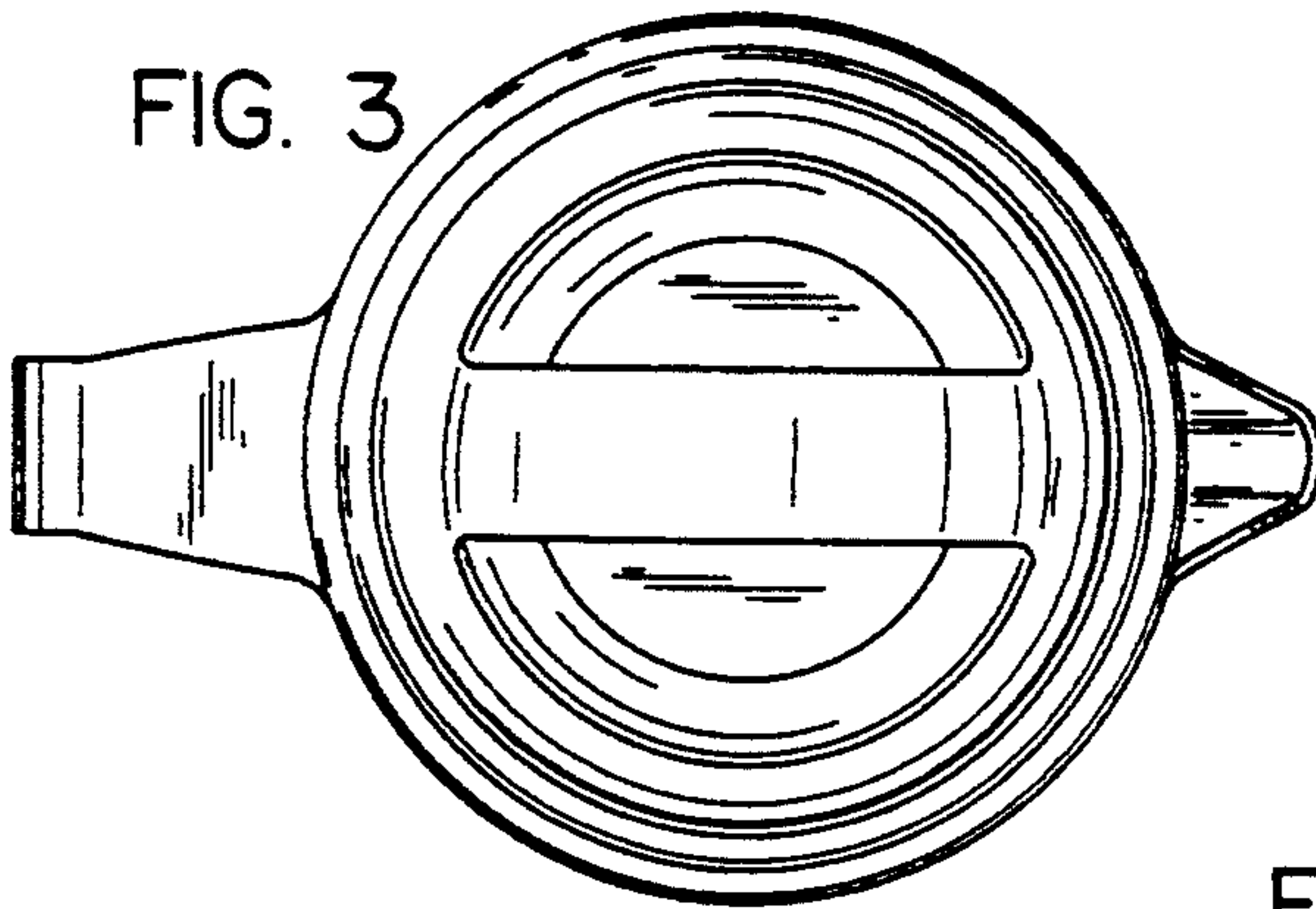


FIG. 4

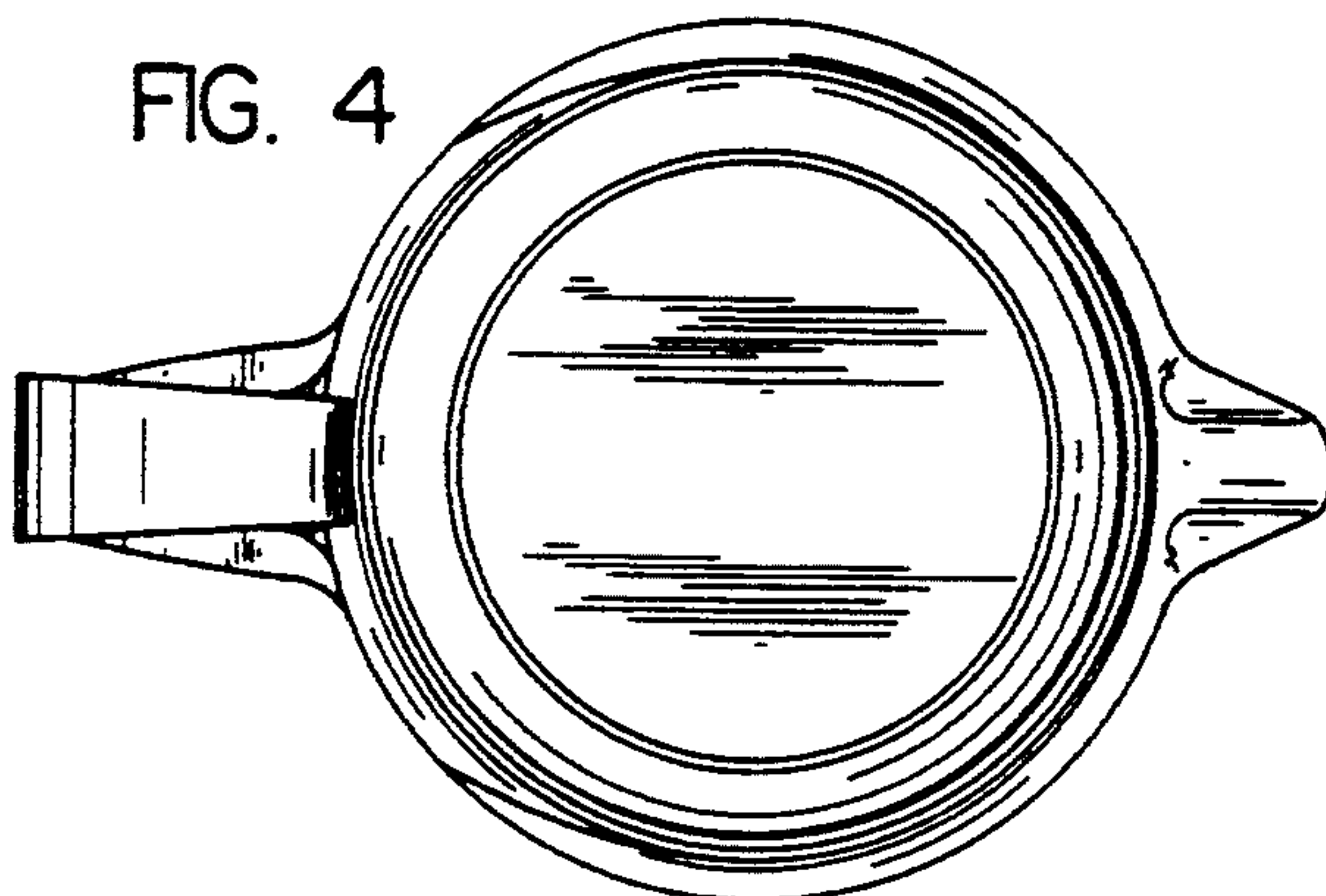


FIG. 5

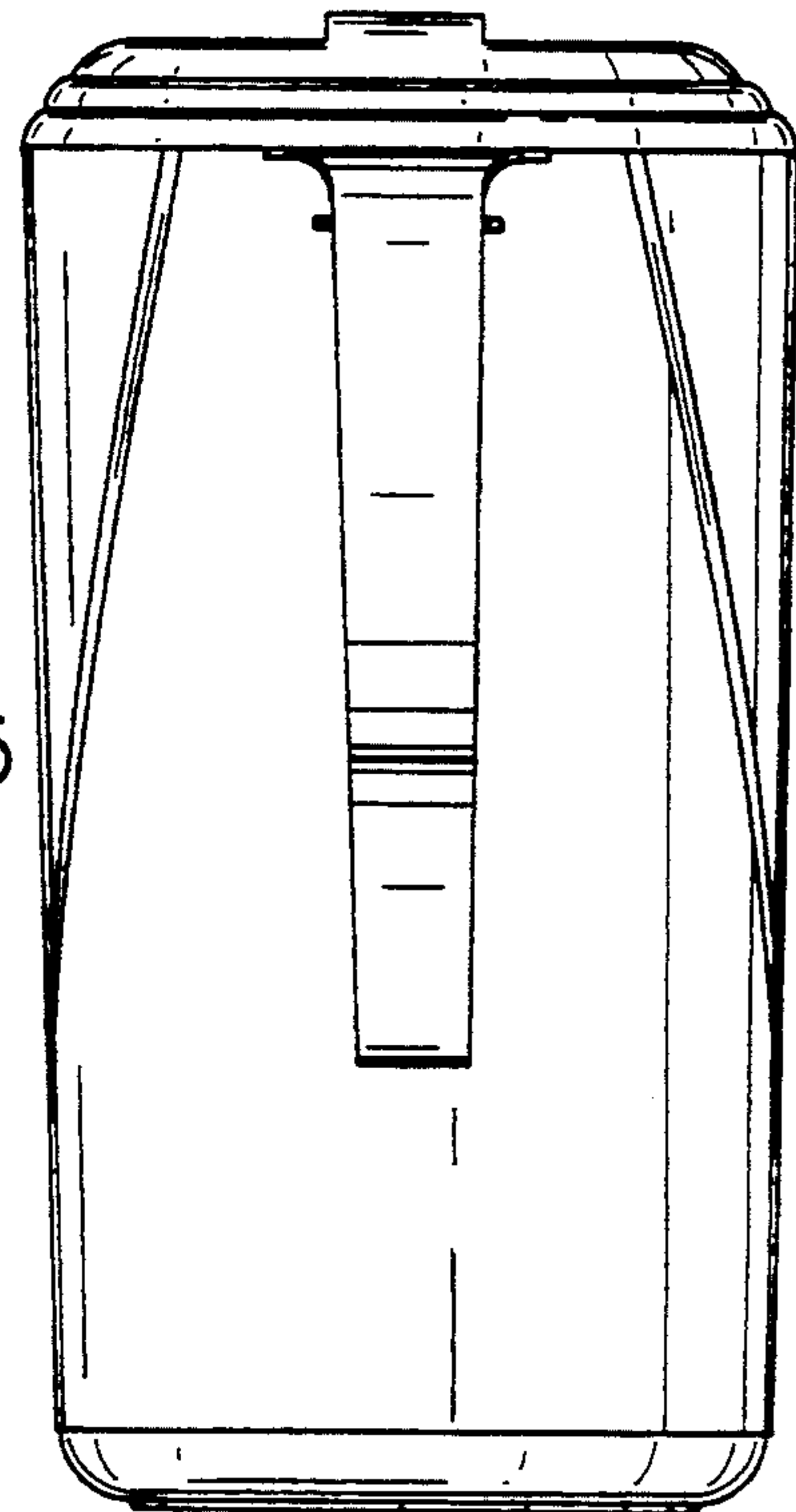


FIG. 6

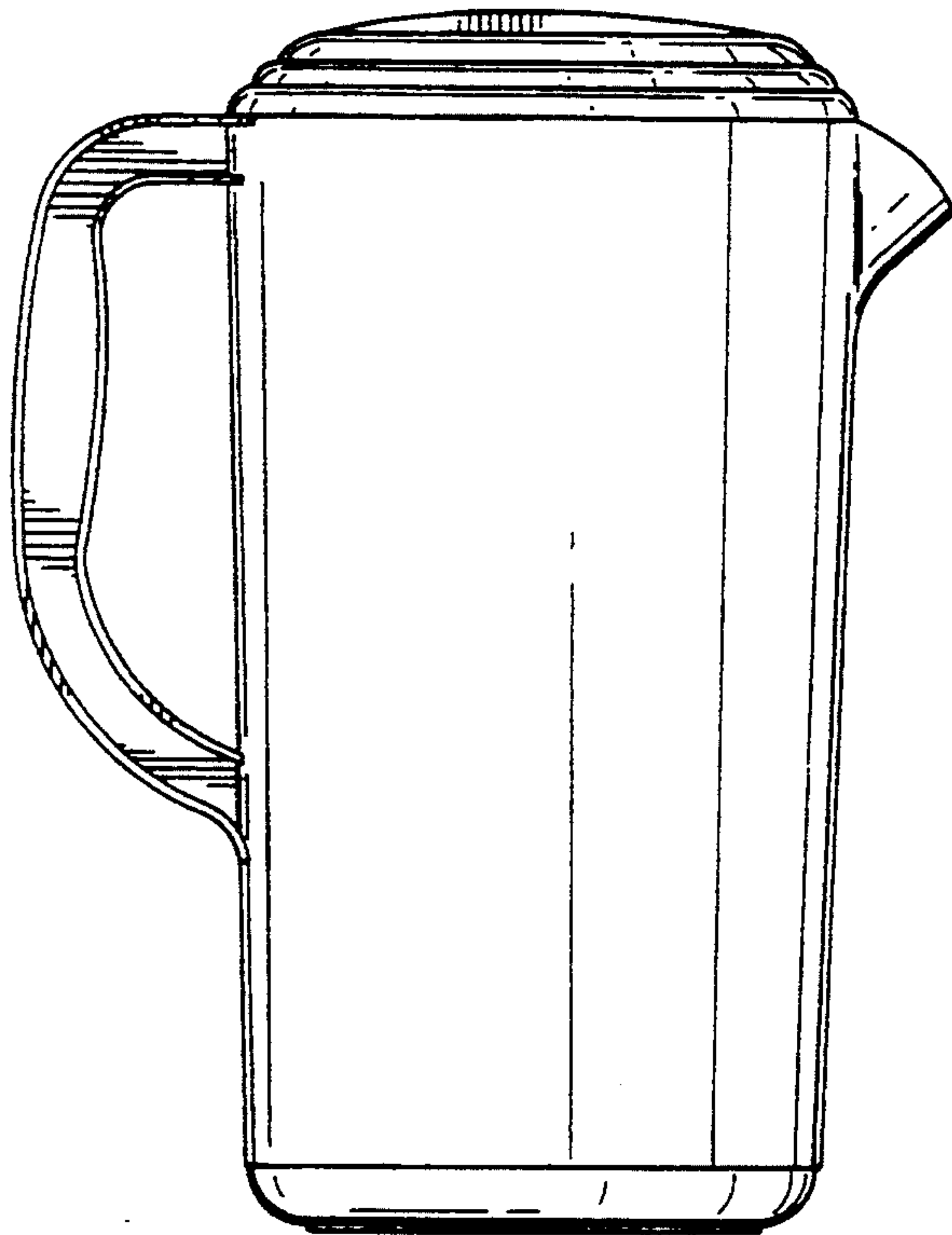


FIG. 7





FIG. 8

FIG. 9

