



US00D355998S

# United States Patent [19]

[11] Patent Number: **Des. 355,998**

Brandon

[45] Date of Patent: **\*\* Mar. 7, 1995**

## [54] PANEL FOR CABINetry

[75] Inventor: **John B. Brandon**, Attica, N.Y.

[73] Assignee: **Harrow Products Inc.**, Grand Rapids, Mich.

[\*\*] Term: **14 Years**

[21] Appl. No.: **13,075**

[22] Filed: **Sep. 17, 1993**

[52] U.S. Cl. .... **D6/495; D6/497; D6/509**

[58] Field of Search ..... **D6/491-494, D6/495, 496, 497, 509, 434, 422; D25/138; 312/194, 195**

### [56] References Cited

#### U.S. PATENT DOCUMENTS

D. 63,775	1/1924	Cameron	.....	D6/509
D. 87,751	9/1932	Knoche	.....	D6/509
D. 230,447	2/1974	Coher	.....	D6/494
D. 267,612	1/1983	Lenger, Jr.	.....	D6/434 X
D. 312,366	11/1990	Palka	.....	D6/491


## OTHER PUBLICATIONS

Architectural Woodwork—Curtis, p. 23 China Closet at top right.  
*Colonial Homes in the Southern States* ©1977 p. 131, Arno Press.  
*Col. Homes in the S. States* ©1977, p. 137, Arno Press Door Sides.  
 Arch. Woodward—Curtis, p. 13 top right.  
 Primary Examiner—Janice E. Seeger  
 Attorney, Agent, or Firm—Price, Heneveld, Cooper, DeWitt & Litton

[57] **CLAIM**  
 The ornamental design for panel for cabinetry, as shown and described.

## DESCRIPTION

FIG. 1 is a perspective view of a panel for cabinetry showing my new design;  
 FIG. 2 is a front elevational view thereof;  
 FIG. 3 is a left side view thereof, the right side view being a mirror image thereof;  
 FIG. 4 is a top view thereof; and,  
 FIG. 5 is a sectional view thereof, taken generally along line V—V of FIG. 4.  
 The rear of the article is plain and unornamented.



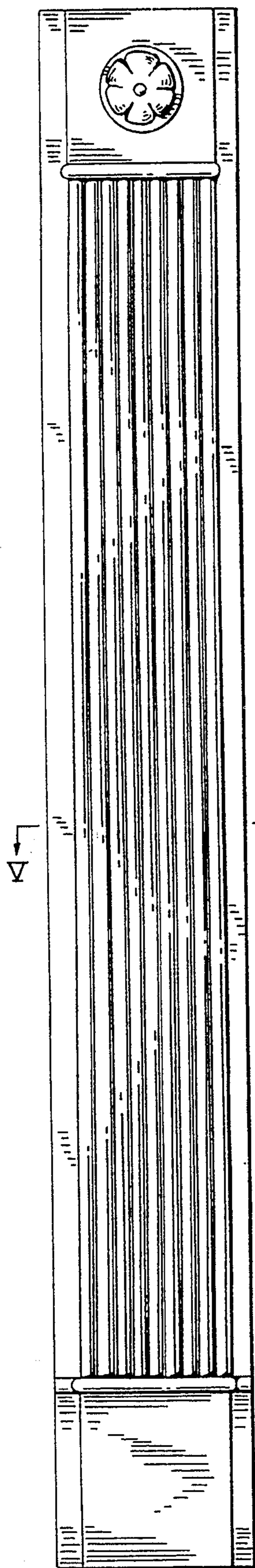


FIG. 2

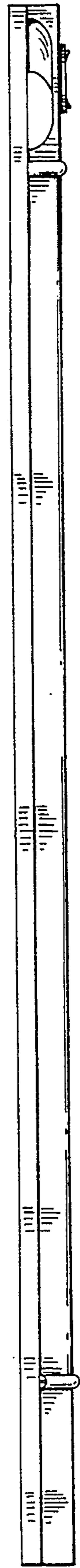


FIG. 3




FIG. 1

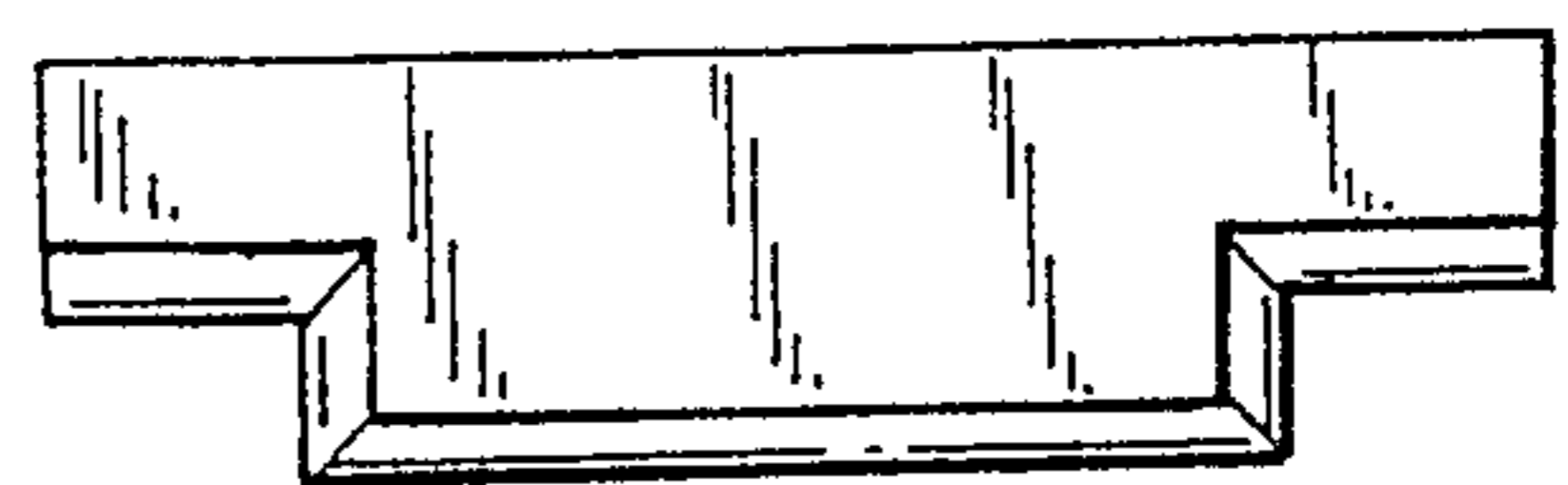


FIG. 4

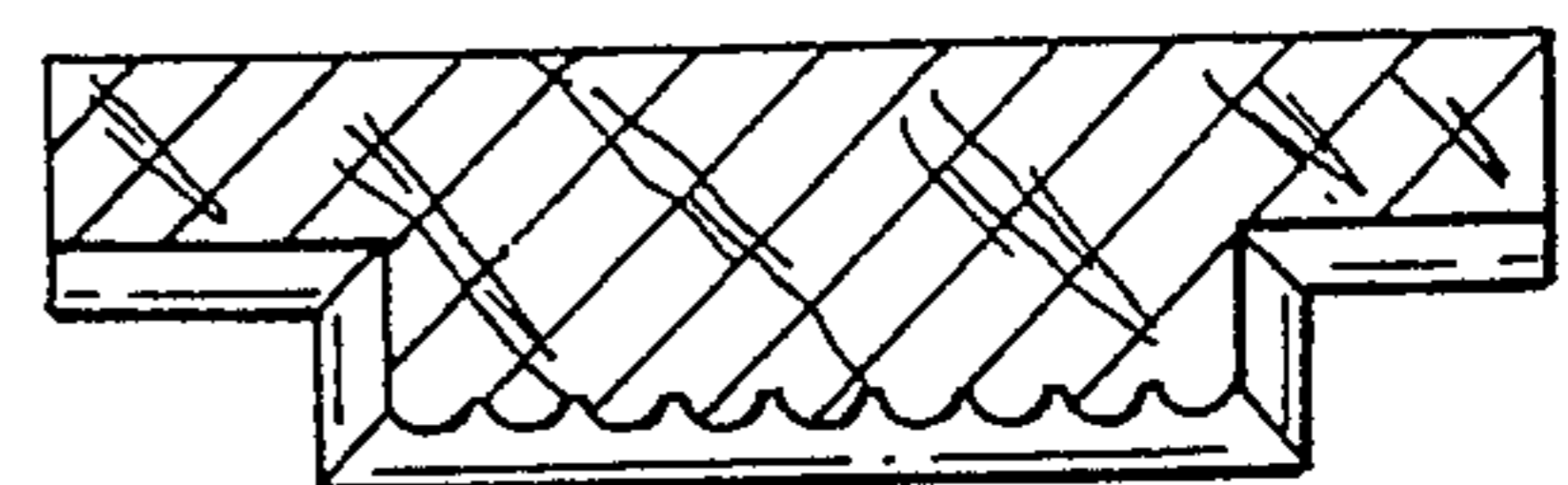


FIG. 5