



US00D355978S

United States Patent [19]

[11] Patent Number: **Des. 355,978**

Suher

[45] Date of Patent: **** Mar. 7, 1995**

[54] **CARTRIDGE BELT**

4,069,954 1/1978 Rauch 224/223 X
4,613,068 9/1986 Bianchi 224/242

[76] Inventor: **Frank R. Suher**, 2727 Hillcroft Dr.,
Chesterfield, Mo. 63005

Primary Examiner—A. Hugo Word
Assistant Examiner—Doris V. Coles

[**] Term: **14 Years**

[57] **CLAIM**

[21] Appl. No.: **3,647**

The ornamental design for a cartridge belt, as shown
and described.

[22] Filed: **Jan. 12, 1993**

[52] U.S. Cl. **D3/215**

[58] Field of Search **D3/215, 229; 224/223,**
224/219, 267, 242, 224

DESCRIPTION

[56] **References Cited**

U.S. PATENT DOCUMENTS

193,613	7/1877	Mills	224/224
D. 195,850	8/1963	Contardi	D3/229 X
236,059	12/1880	Mills	224/223 X
315,698	4/1885	Beach	224/223
401,923	4/1889	Barnard	224/224
1,227,266	5/1917	Himelspach	224/223

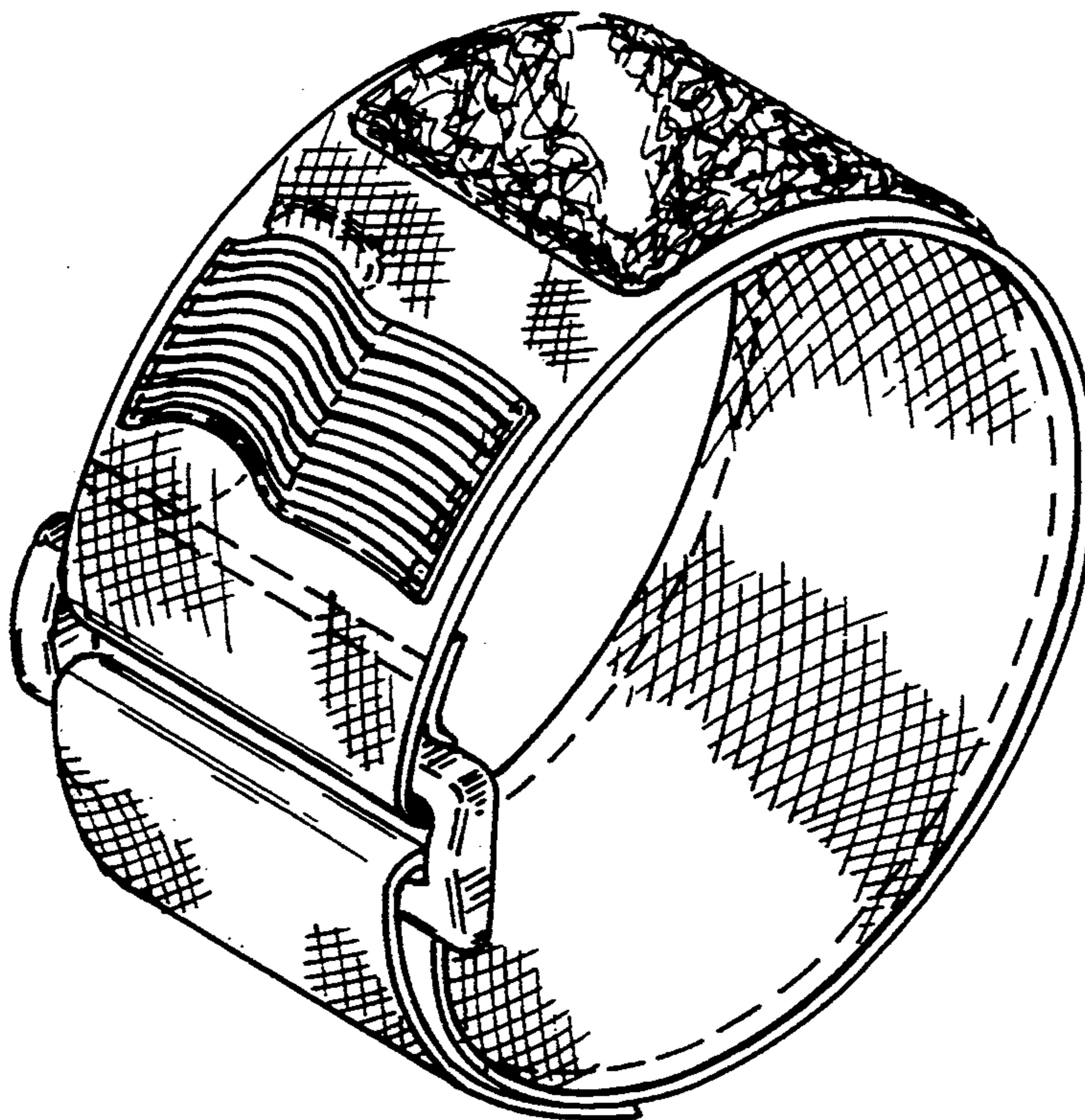
FIG. 1 is a perspective view of a cartridge belt showing
my new design;

FIG. 2 is a front elevational view in the flat open posi-
tion;

FIG. 3 is a back elevational view thereof; and,

FIG. 4 is a top view thereof.

The broken line showing of a cartridge in FIG. 1 is for
illustrative purposes only and forms no part of claimed
design. The other broken line showings in FIGS. 1-3
represent conventional stitching.



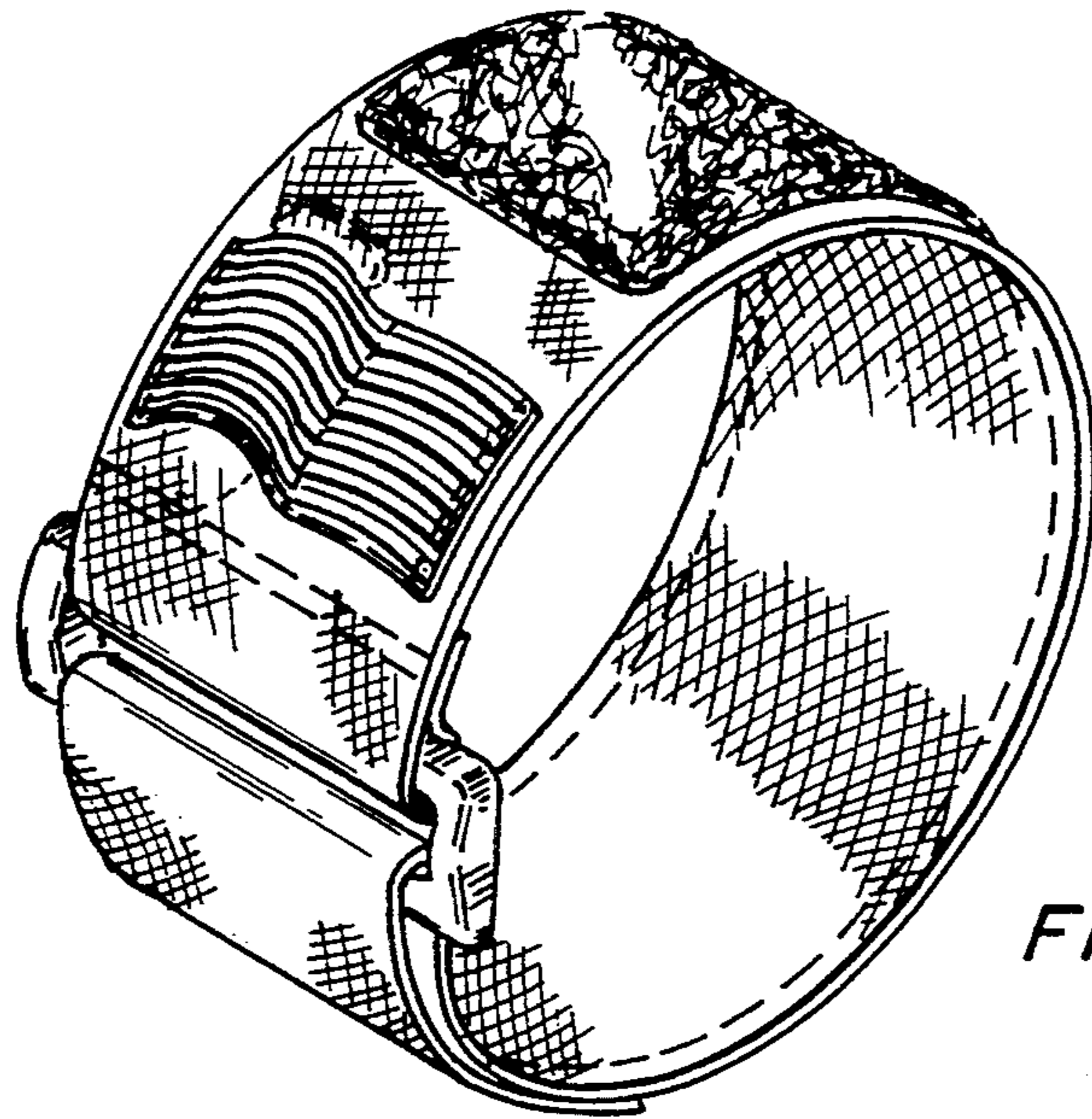


FIG. 1

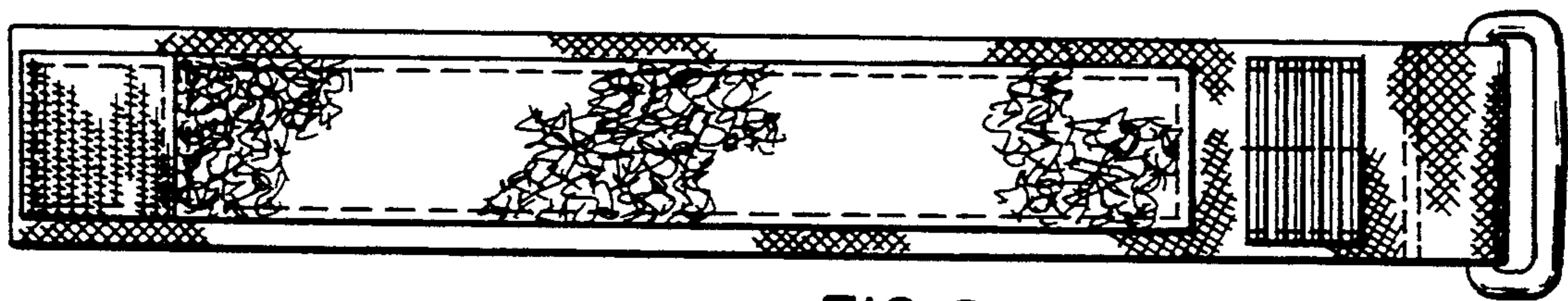


FIG. 2

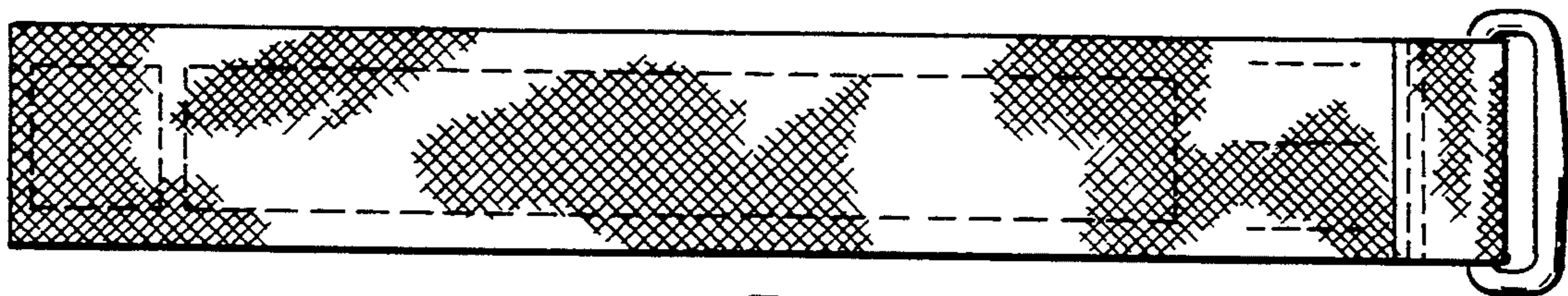


FIG. 3



FIG. 4