



US00D355969S

United States Patent [19]

[11] Patent Number: **Des. 355,969**

Schneider et al.

[45] Date of Patent: **** Feb. 28, 1995**

[54] **DEPILATOR**

5,041,123 8/1991 Oliveau et al. 606/133
5,197,967 3/1993 Visscher et al. 606/131 X

[75] Inventors: **Peter Schneider, Königstein; Peter Eckart, Frankfurt/M, both of Germany**

FOREIGN PATENT DOCUMENTS

[73] Assignee: **Braun Aktiengesellschaft, Frankfurt, Germany**

8800102 5/1988 Japan .
2007174 12/1989 United Kingdom .
023328 7/1992 WIPO .
023438 7/1992 WIPO .

[**] Term: **14 Years**

Primary Examiner—A. Hugo Word
Assistant Examiner—I. Simmons
Attorney, Agent, or Firm—Fish & Richardson

[21] Appl. No.: **4,149**

[22] Filed: **Jan. 26, 1993**

[57] **CLAIM**

[30] **Foreign Application Priority Data**

The ornamental design for a depilator, as shown and described.

Jul. 30, 1992 [XH] Hague Agreement DMA/001858

[52] U.S. Cl. **D24/133; D28/10**

DESCRIPTION

[58] Field of Search D24/133; D28/10, 9, D28/44; 606/133, 131, 36, 43

FIG. 1 is a perspective view of a depilator showing our new design;

[56] **References Cited**

FIG. 2 is a front elevational view thereof;

U.S. PATENT DOCUMENTS

D. 318,745 7/1991 Elkerbout D28/10
D. 334,969 4/1993 Gudelin D24/133
D. 344,134 2/1994 Dingelstau et al. D24/133

FIG. 3 is a side view thereof;

FIG. 4 is a top plan view thereof;

FIG. 5 is a rear elevational view thereof;

FIG. 6 is a side view thereof; and,

FIG. 7 is a bottom plan view thereof.

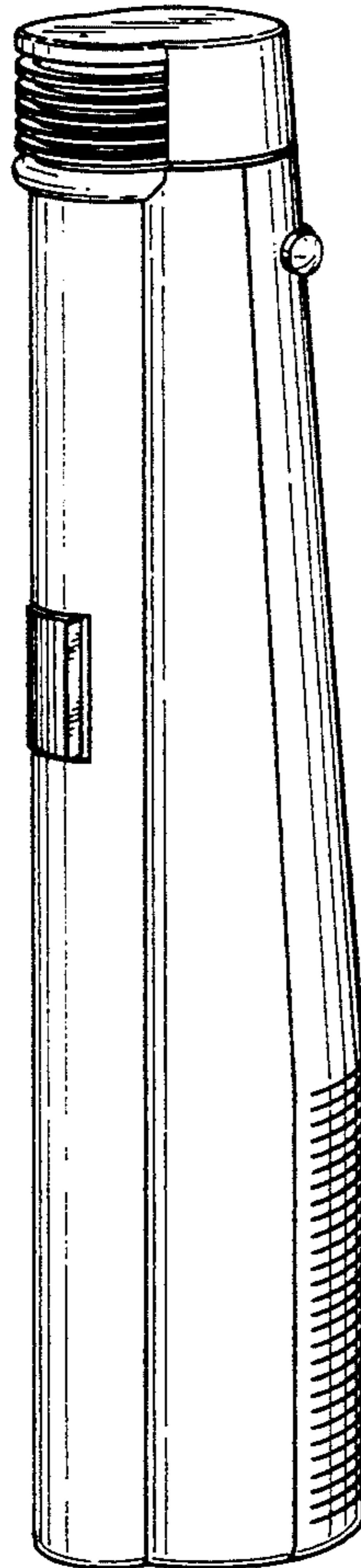


Fig. 1

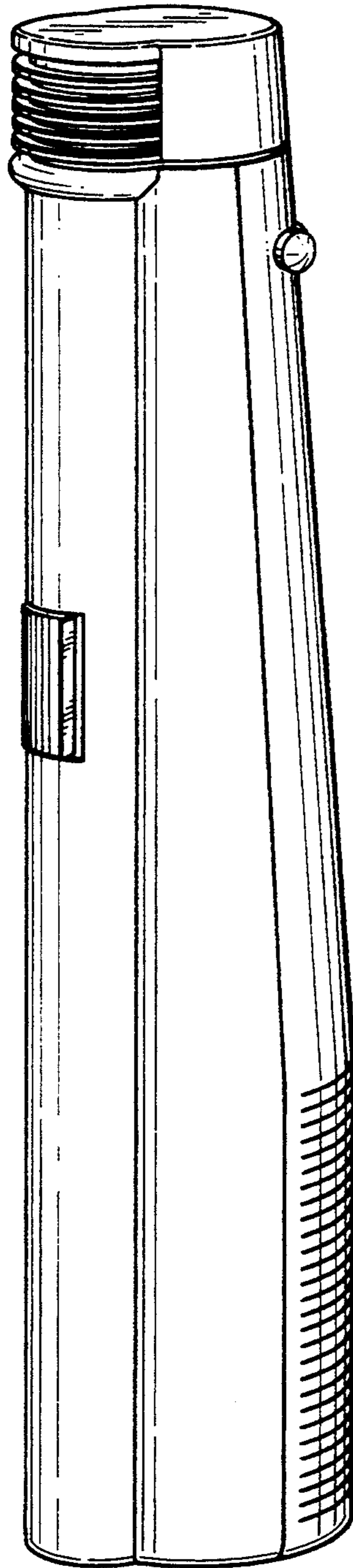


Fig. 4

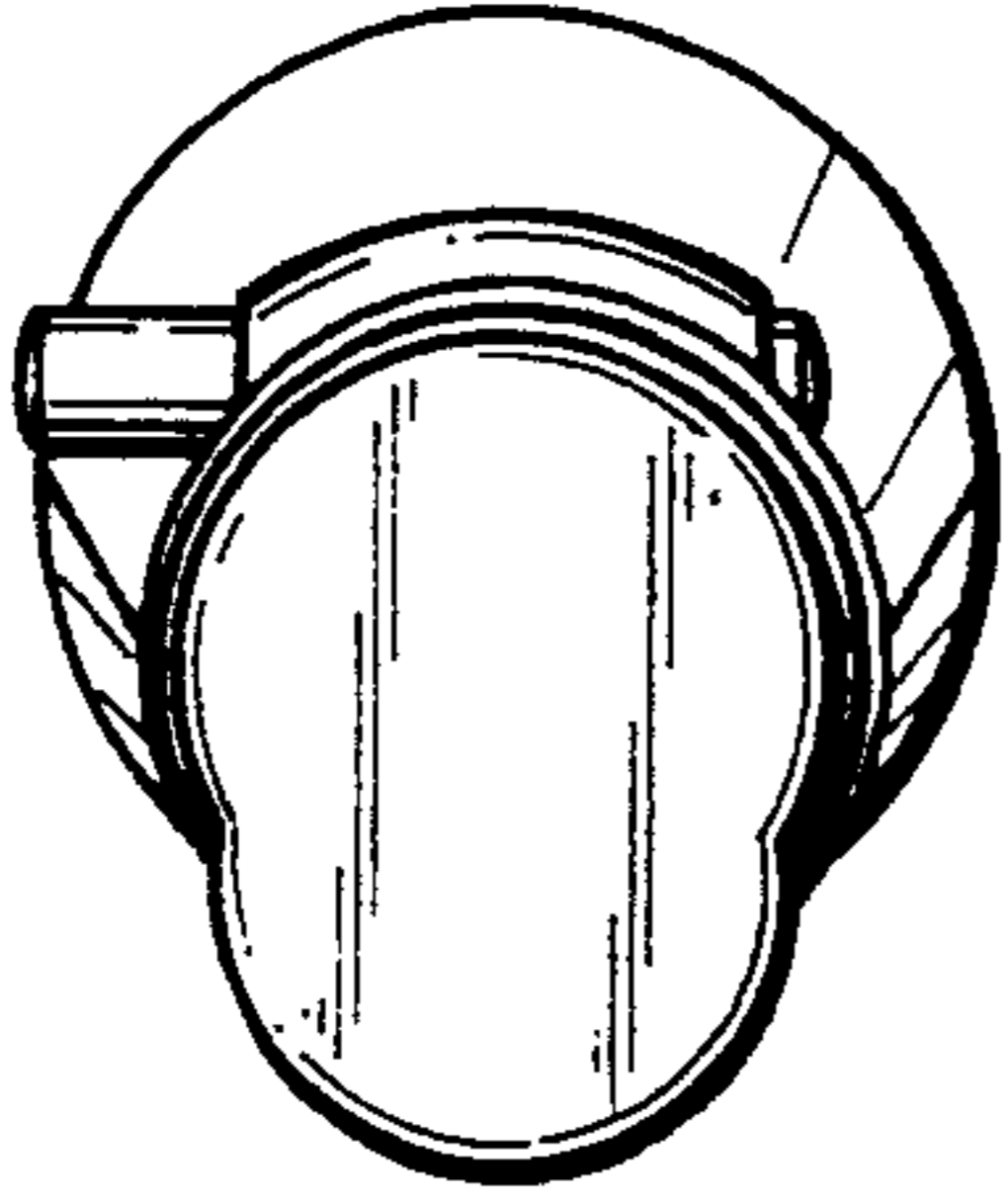


Fig. 2

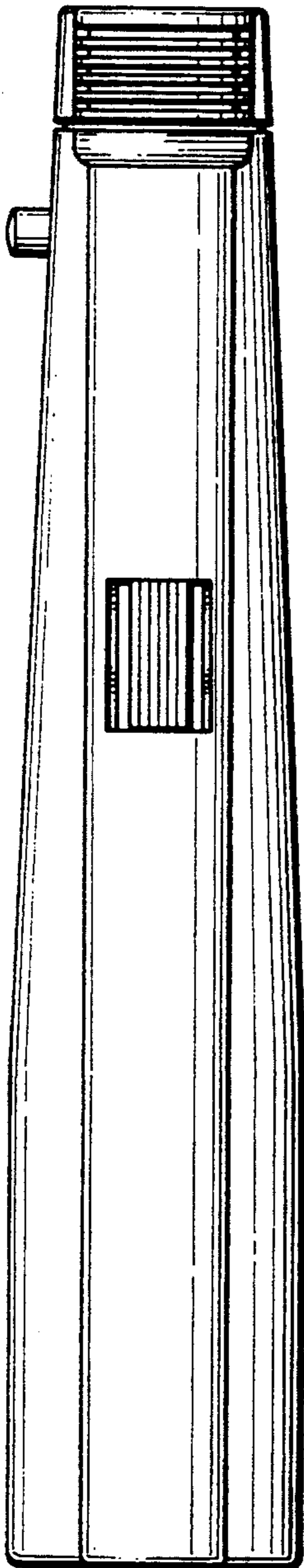


Fig. 3

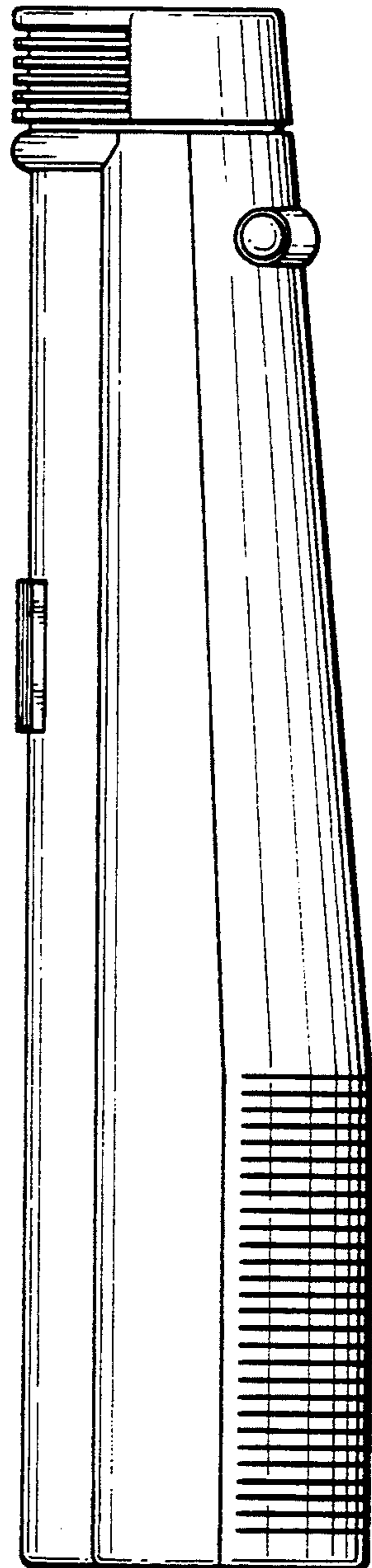


Fig. 5

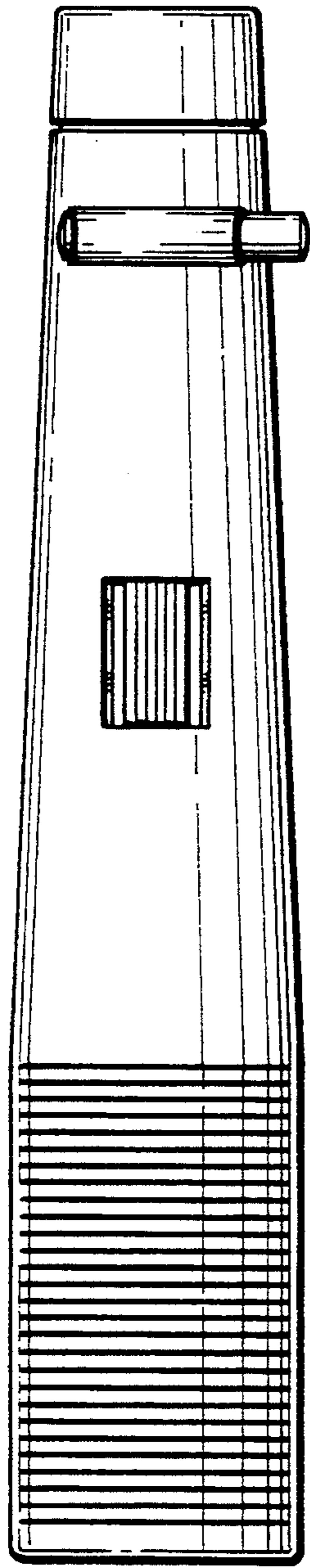


Fig. 6

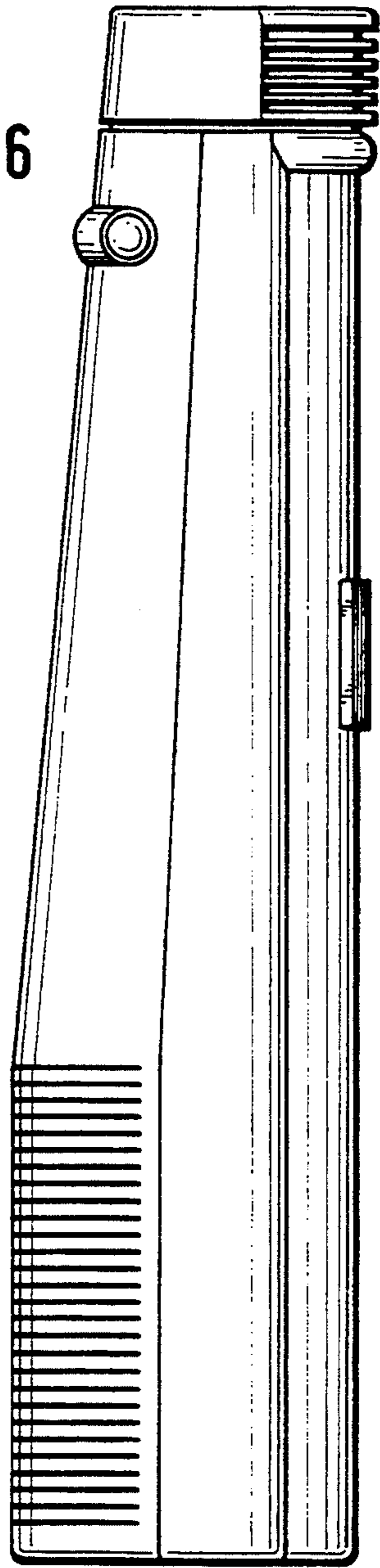


Fig. 7

