



US00D355963S

United States Patent [19]

[11] Patent Number: **Des. 355,963**

Formgren et al.

[45] Date of Patent: **** Feb. 28, 1995**

[54] **BATHTUB**

[75] Inventors: **Anna-Pia K. Formgren**, Paris, France; **William C. McKeone**, Sheboygan, Wis.

[73] Assignee: **Kohler Co.**, Kohler, Wis.

[**] Term: **14 Years**

[21] Appl. No.: **959,508**

[22] Filed: **Oct. 9, 1992**

Related U.S. Application Data

- [63] Continuation-in-part of ser. No. 792,048, Nov. 8, 1991.
- [52] U.S. Cl. **D23/277**
- [58] Field of Search **D23/270-275, 277-283; 7/513, 538-544, 546, 555, 559, 571-579, 584, 589, 590**

[56] References Cited

U.S. PATENT DOCUMENTS

D. 314,611 2/1991 Doman et al. .

OTHER PUBLICATIONS

Undated p. 6-11 of a Kohler catalog showing inter alia its Portrait Suite lavatory.

Undated ad for Duscholeux Model 300.3 lavatory basin. Undated ad and drawings of Duker Rio Grande oval lavatory.

Undated Kohler ad and 488 drawings showing Mandalay whirlpool baths.

Undated ad for a Rivella bidet.

Primary Examiner—James R. Largen
Attorney, Agent, or Firm—Quarles & Brady

[57] CLAIM

The ornamental design for a bathtub, as shown and described.

DESCRIPTION

FIG. 1 is a perspective view taken from the top, front and right side of a tub showing our new design;

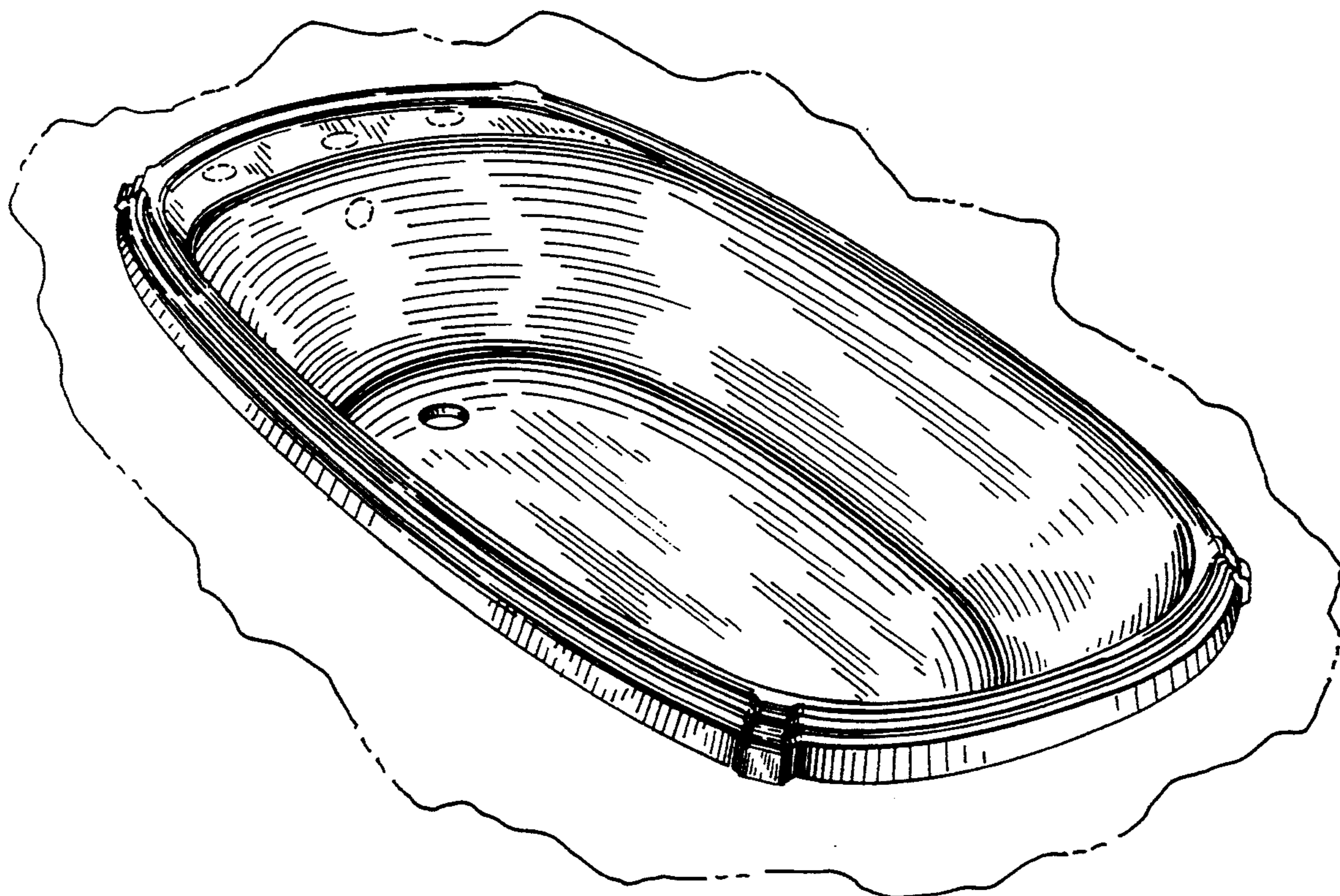
FIG. 2 is a top plan view thereof;

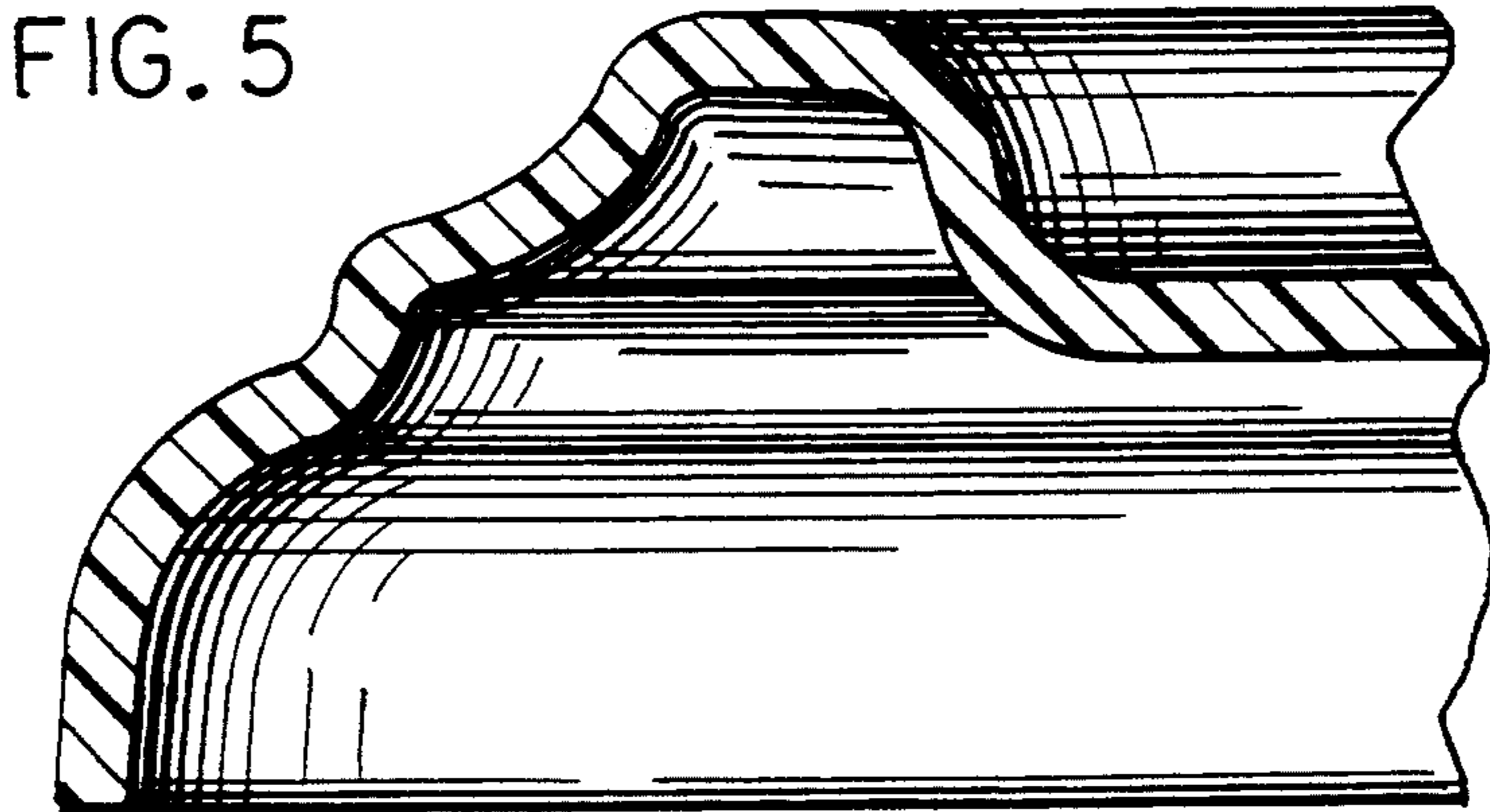
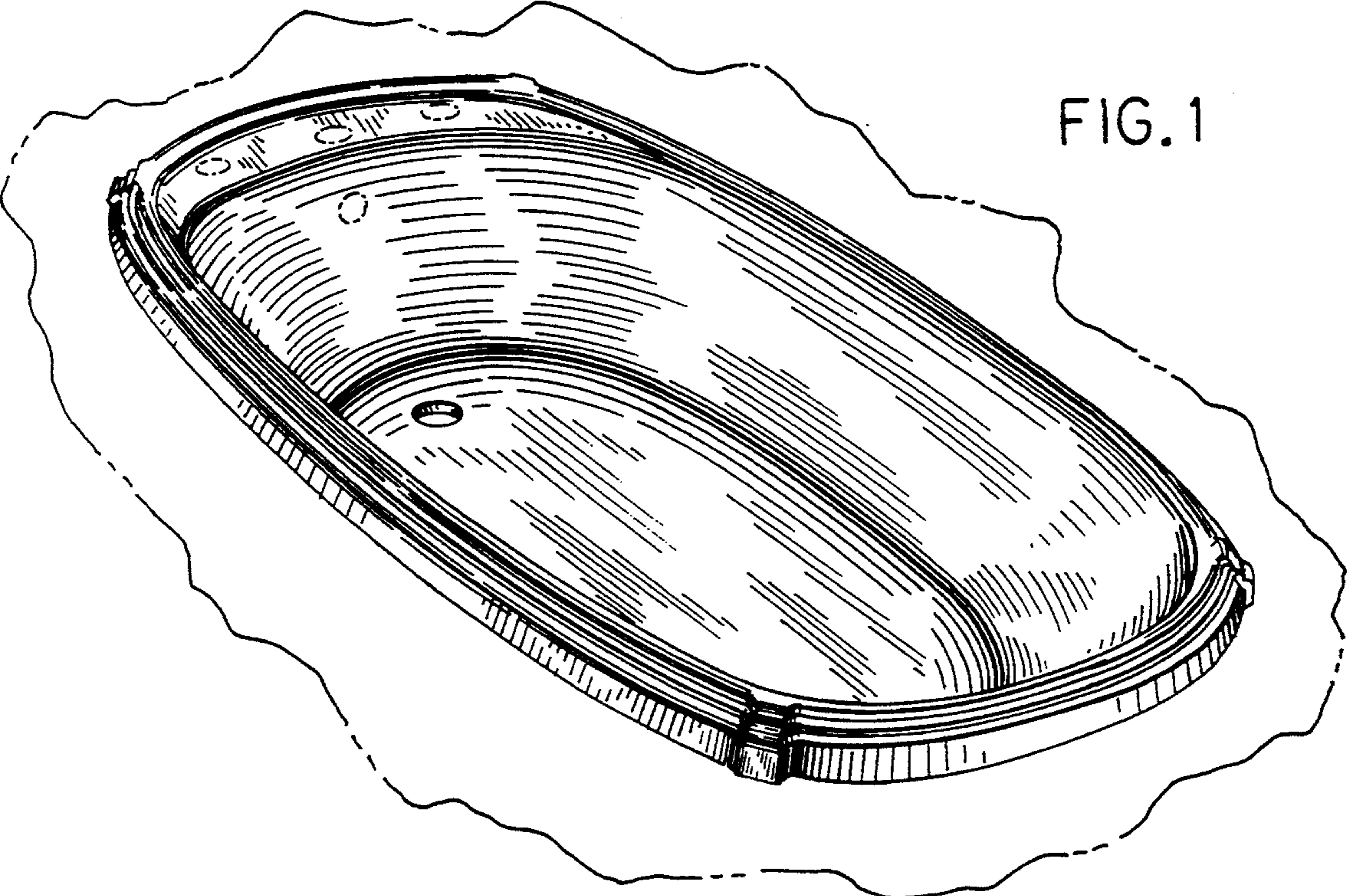
FIG. 3 is a cross-sectional view taken on line 3-3 of FIG. 2;

FIG. 4 is a cross-sectional view taken on line 4-4 of FIG. 2; and,

FIG. 5 is an enlarged cross-sectional view taken on line 5-5 of FIG. 2.

The fragmentary line representations of a mounting area in FIG. 1 and of dotted line holes shown in FIGS. 1 and 2 are for the purpose of illustration only, and form no part of the claimed design.





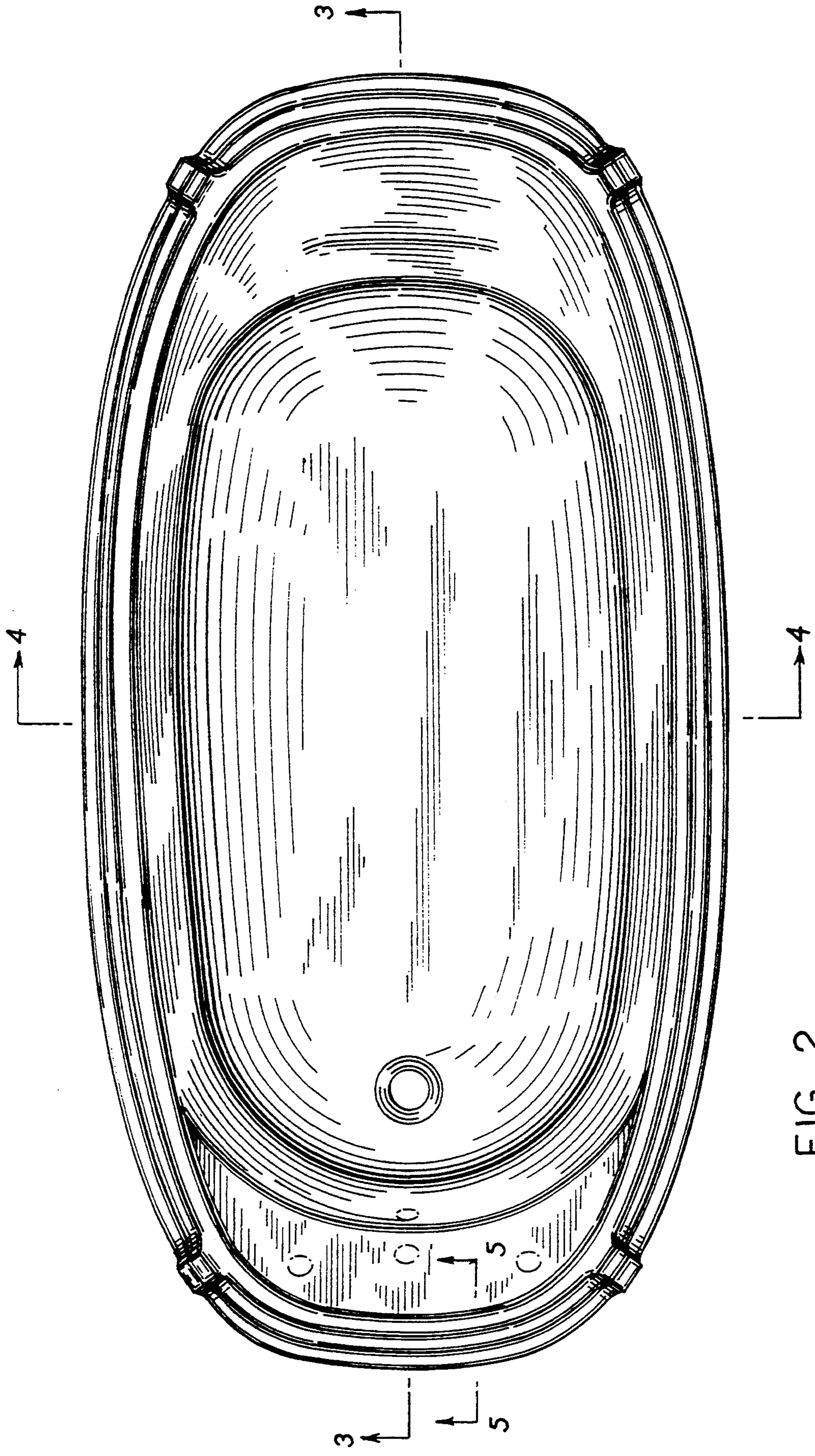


FIG. 2

FIG. 3





FIG. 4