



US00D355937S

United States Patent [19]

[11] Patent Number: **Des. 355,937**

Harkins, Jr.

[45] Date of Patent: **** Feb. 28, 1995**

[54] **COMBINED CONTAINER AND PUZZLE**

[76] Inventor: **Leonard Harkins, Jr.**, 9123
Township Dr., Hiram, Ga. 30141

[**] Term: **14 Years**

[21] Appl. No.: **13,147**

[22] Filed: **Sep. 30, 1993**

[52] U.S. Cl. **D21/55; D21/17;**
D21/105; D19/61

[58] Field of Search **D19/61, 64; 206/457,**
206/45.34; D3/206; D9/329, 423, 432;
434/133, 147, 150; 220/335; D21/55, 17, 105

[56] **References Cited**

U.S. PATENT DOCUMENTS

- D. 47,955 10/1915 Karpels D9/423
- D. 94,469 2/1935 Cipyak D21/105 X
- D. 103,764 3/1937 Popper D21/55
- D. 174,374 4/1955 Bryan D21/105
- D. 190,457 5/1961 Fleming D19/644

- D. 223,214 5/1972 Kester D21/55 X
- D. 263,861 4/1982 Barber D21/15
- D. 264,357 5/1982 Martin D21/17 X
- D. 267,962 2/1983 Oanh D21/15 X
- D. 272,923 3/1984 Quinn et al. D21/55
- 2,501,694 3/1950 Ruffin 206/457 X

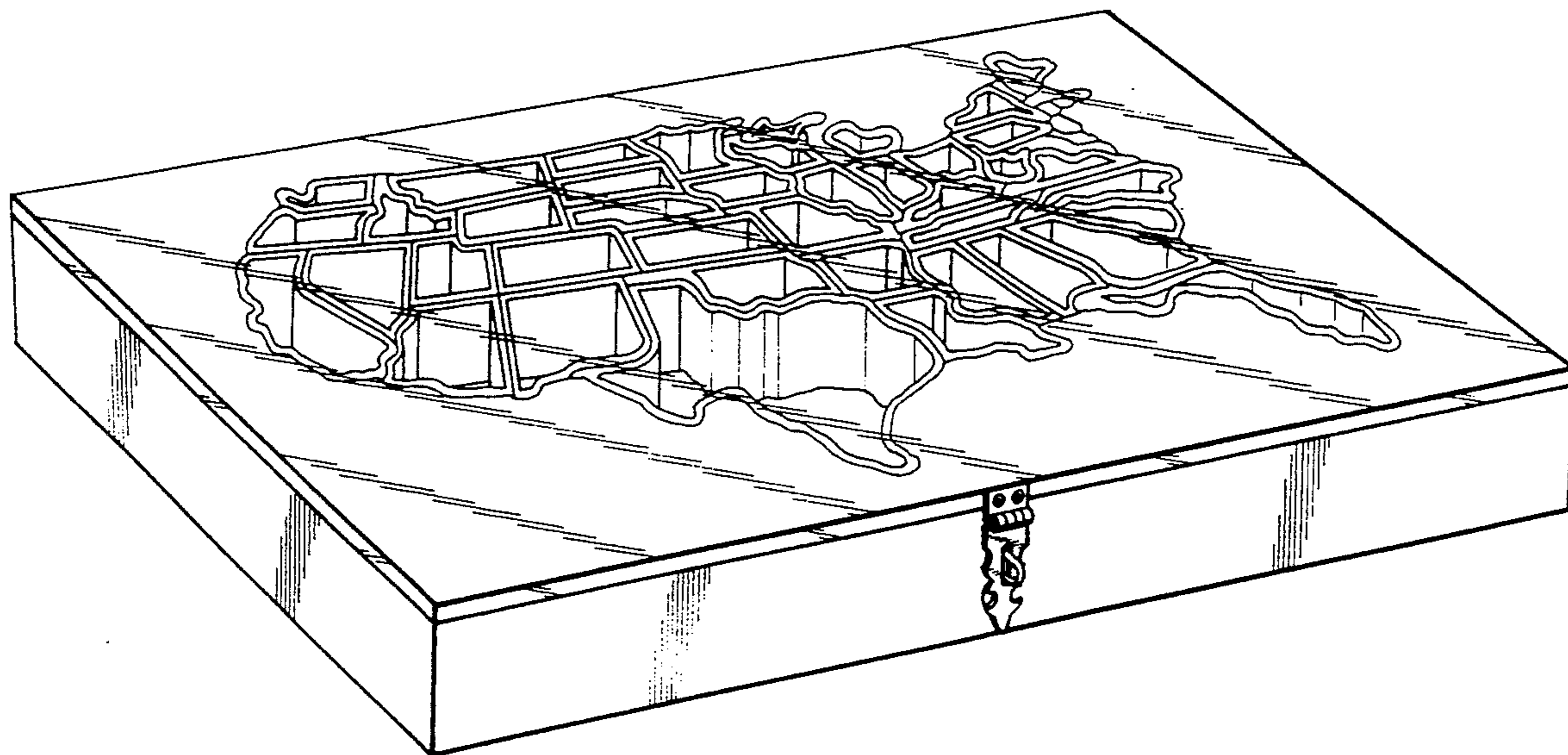
Primary Examiner—Wallace R. Burke
Assistant Examiner—Pamela Burgess

[57] CLAIM

The ornamental design for a combined container and puzzle, as shown and described.

DESCRIPTION

FIG. 1 is a top perspective view of a combined container and puzzle showing my new design;
 FIG. 2 is a top plan view thereof;
 FIG. 3 is a front elevational view thereof;
 FIG. 4 is a left side elevational view thereof, the right side elevational view being a mirror image;
 FIG. 5 is a bottom plan view thereof; and,
 FIG. 6 is a rear elevational view thereof.



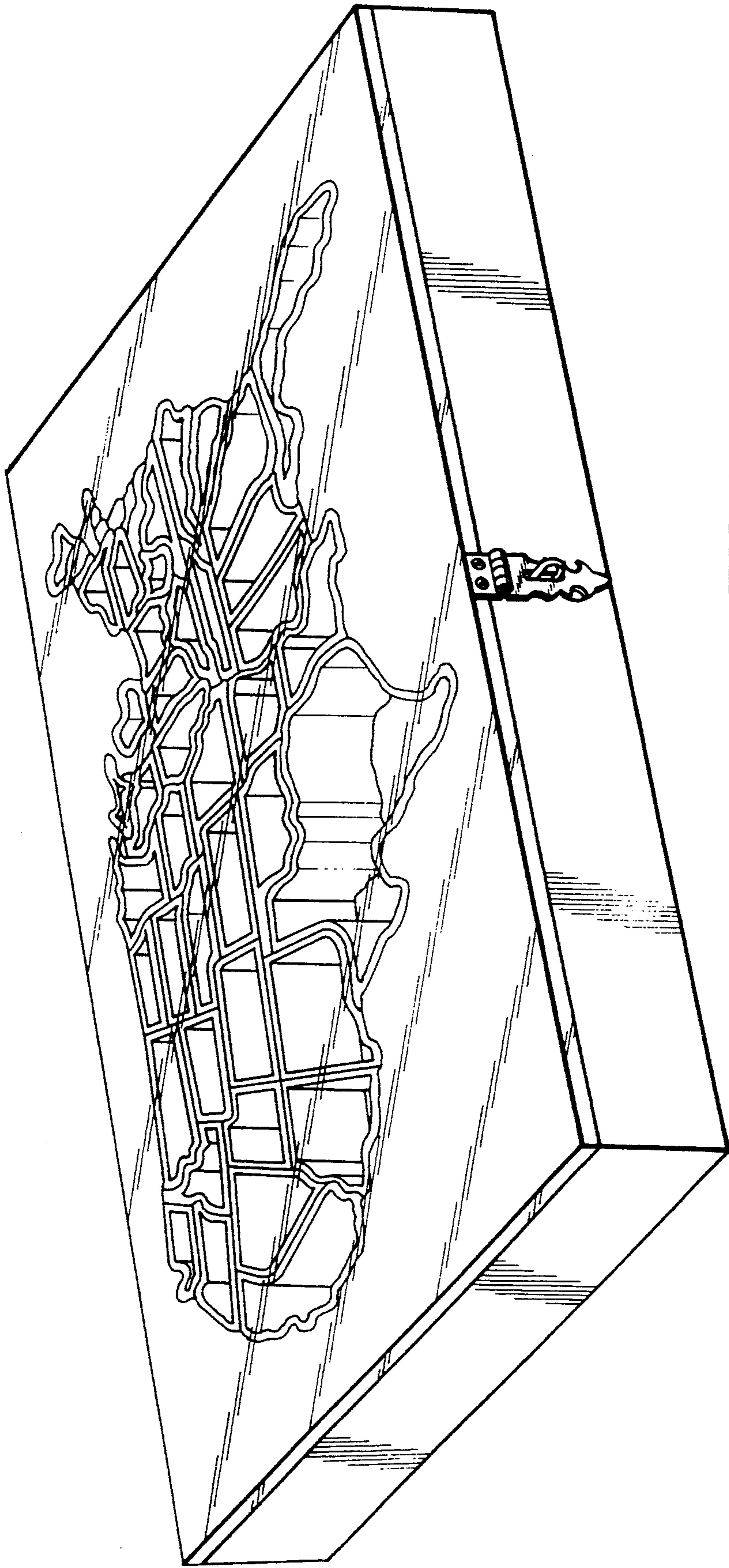


FIG 1




FIG 4

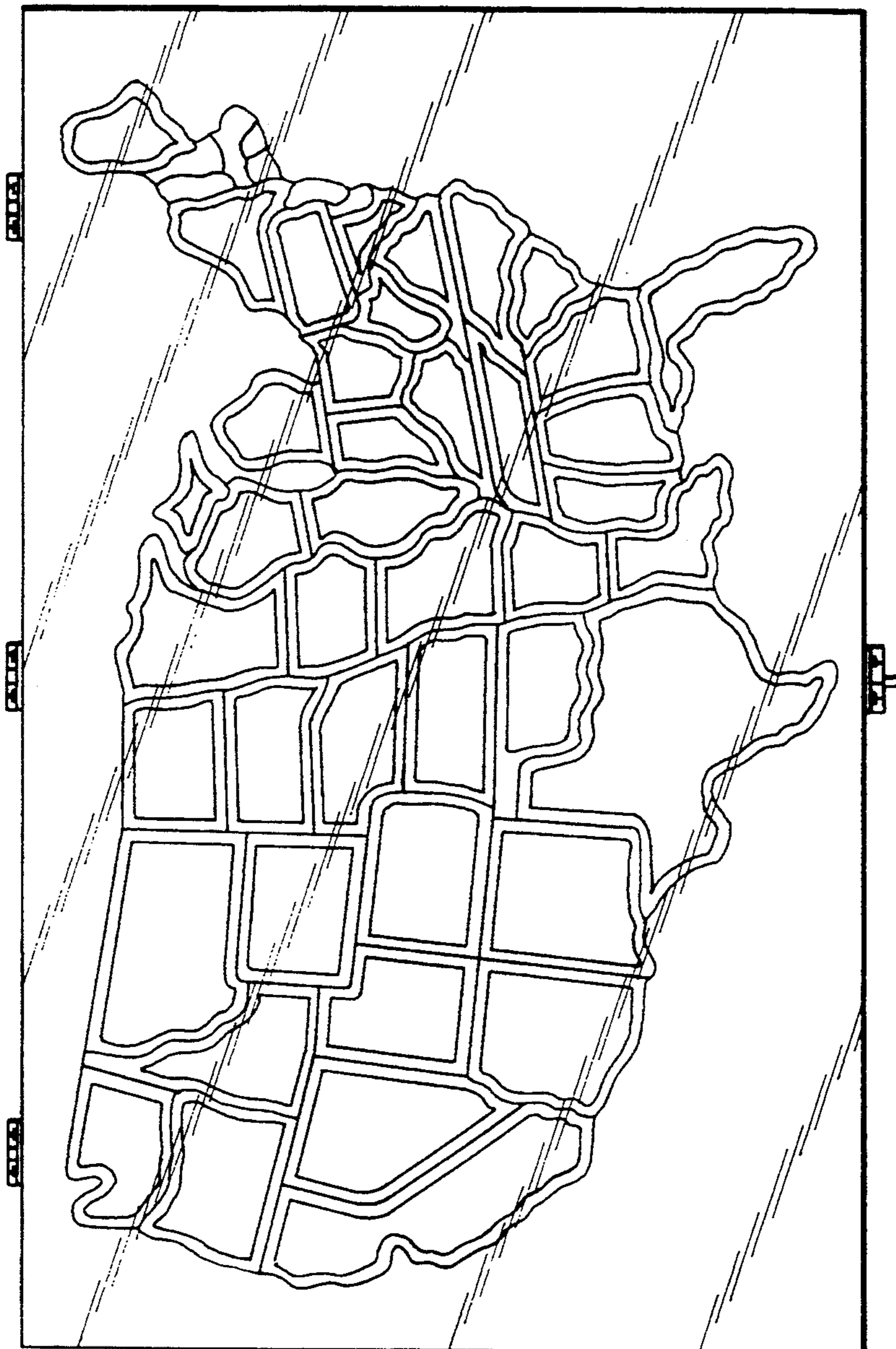


FIG 2

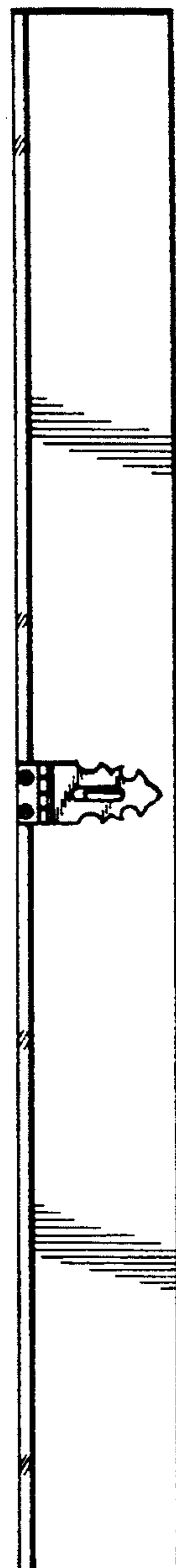


FIG 3




FIG 5

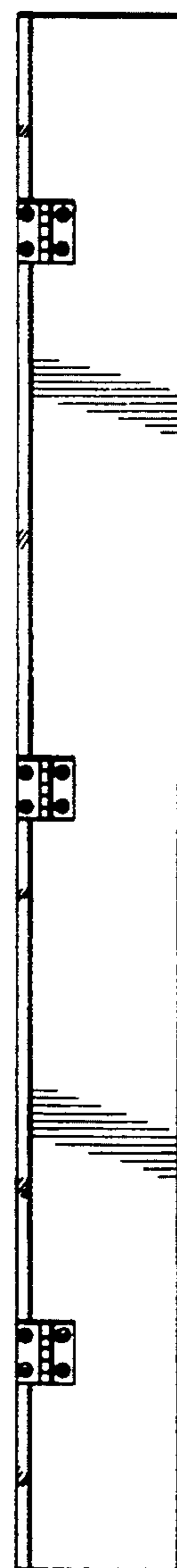


FIG 6