



US00D355931S

# United States Patent [19]

[11] Patent Number: **Des. 355,931**

Levi

[45] Date of Patent: **\*\* Feb. 28, 1995**

[54] PAPER CLIP

[56] References Cited

[75] Inventor: **Israel Levi, Haifa, Israel**

### U.S. PATENT DOCUMENTS

[73] Assignee: **Promor B.M. Israeli Company, Tel Aviv, Israel**

D. 89,142	1/1933	Royle	.....	D19/34
D. 331,598	12/1992	Martin	.....	D19/34 X
758,332	4/1904	Pancoast	.....	24/67 C F
1,229,516	6/1917	Pierce	.....	281/42 X
3,090,347	5/1963	Hamett, Jr.	.....	281/42 X
3,701,332	10/1972	Brooks	.....	281/42 X
4,569,538	2/1986	Kurschner	.....	116/237 X
4,824,141	4/1989	Lewis et al.	.....	24/545 X
4,908,912	3/1990	Grant	.....	24/67.11

[\*\*] Term: **14 Years**

*Primary Examiner*—Martie Thompson  
*Attorney, Agent, or Firm*—Helfgott & Karas

[21] Appl. No.: **812,358**

[57] CLAIM

[22] Filed: **Dec. 20, 1991**

The ornamental design for a paper clip, as shown.

[30] Foreign Application Priority Data

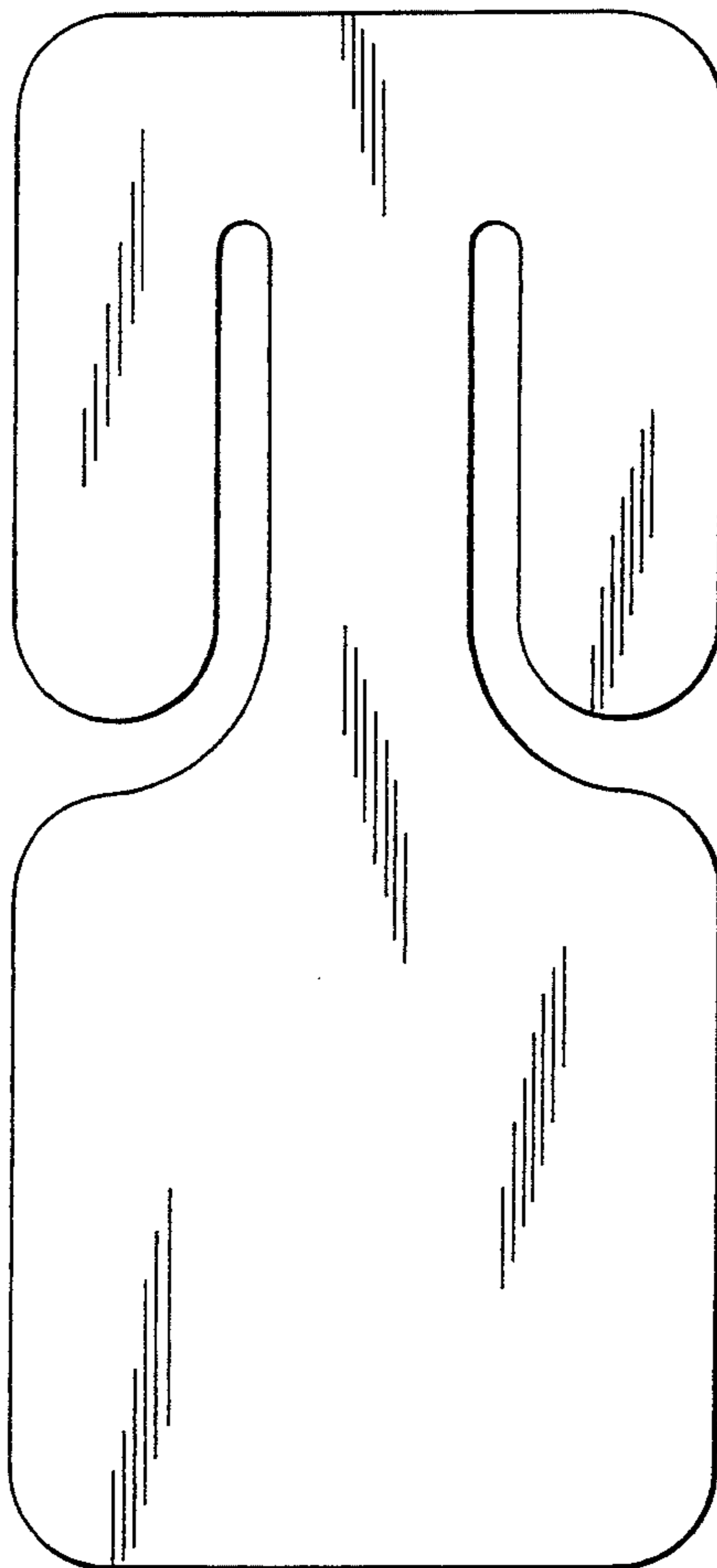
### DESCRIPTION

Aug. 15, 1991 [IL] Israel ..... 18237

[52] U.S. Cl. .... **D19/65; D19/34; D19/100**

[58] Field of Search ..... D19/34, 65, 86, 90, D19/91, 99, 100; 281/42, 45, 46, 47; 24/DIG. 8, 67.11, 67.9, 67 R, 67.3, 545-547, 67 CF, 563; 116/234, 237, 238, 239

FIG. 1 is a front elevational view of a paper clip showing my new design;  
FIG. 2 is a rear elevational view;  
FIG. 3 is a top plan view;  
FIG. 4 is a bottom plan view;  
FIG. 5 is a side elevational view; and,  
FIG. 6 is a side elevational view of the side opposite that shown in FIG. 5.



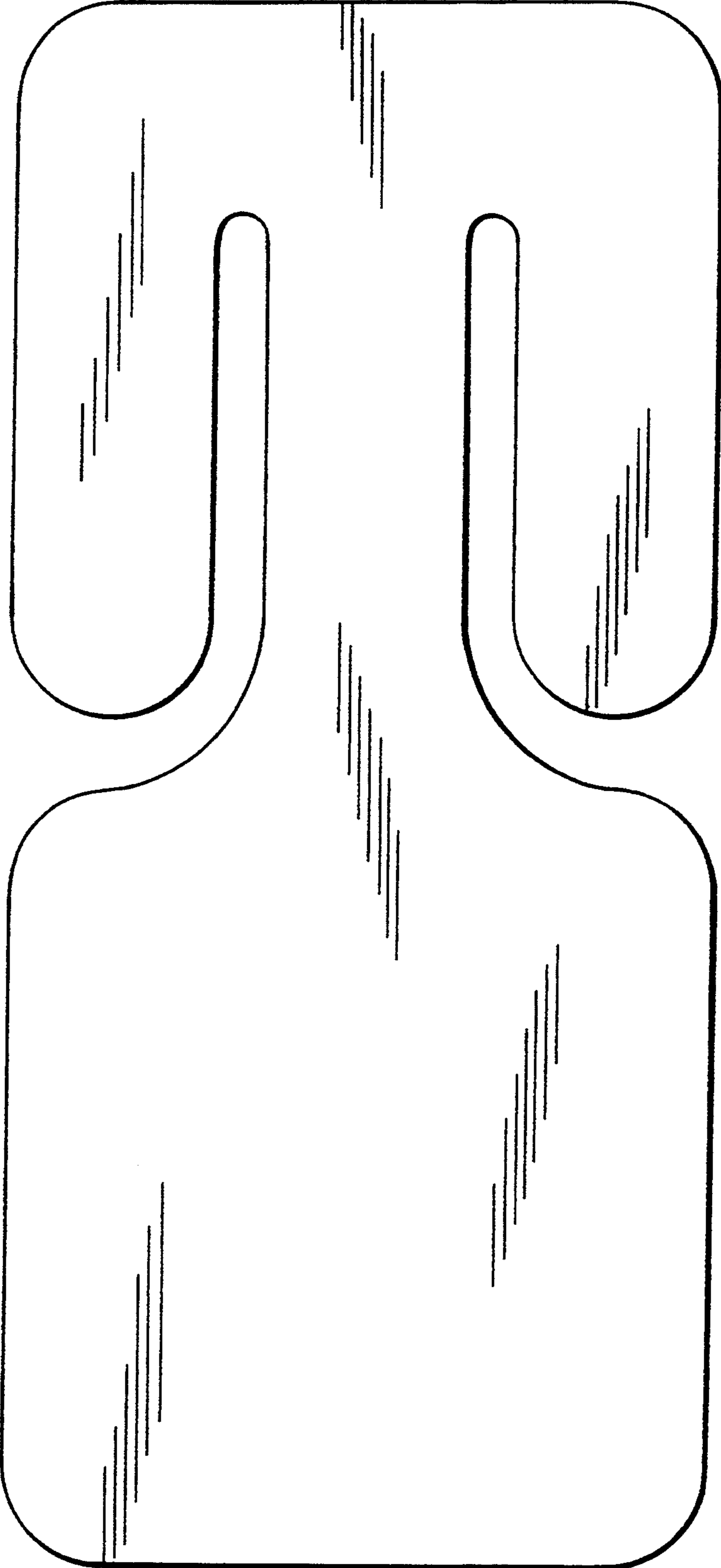


FIG. 1

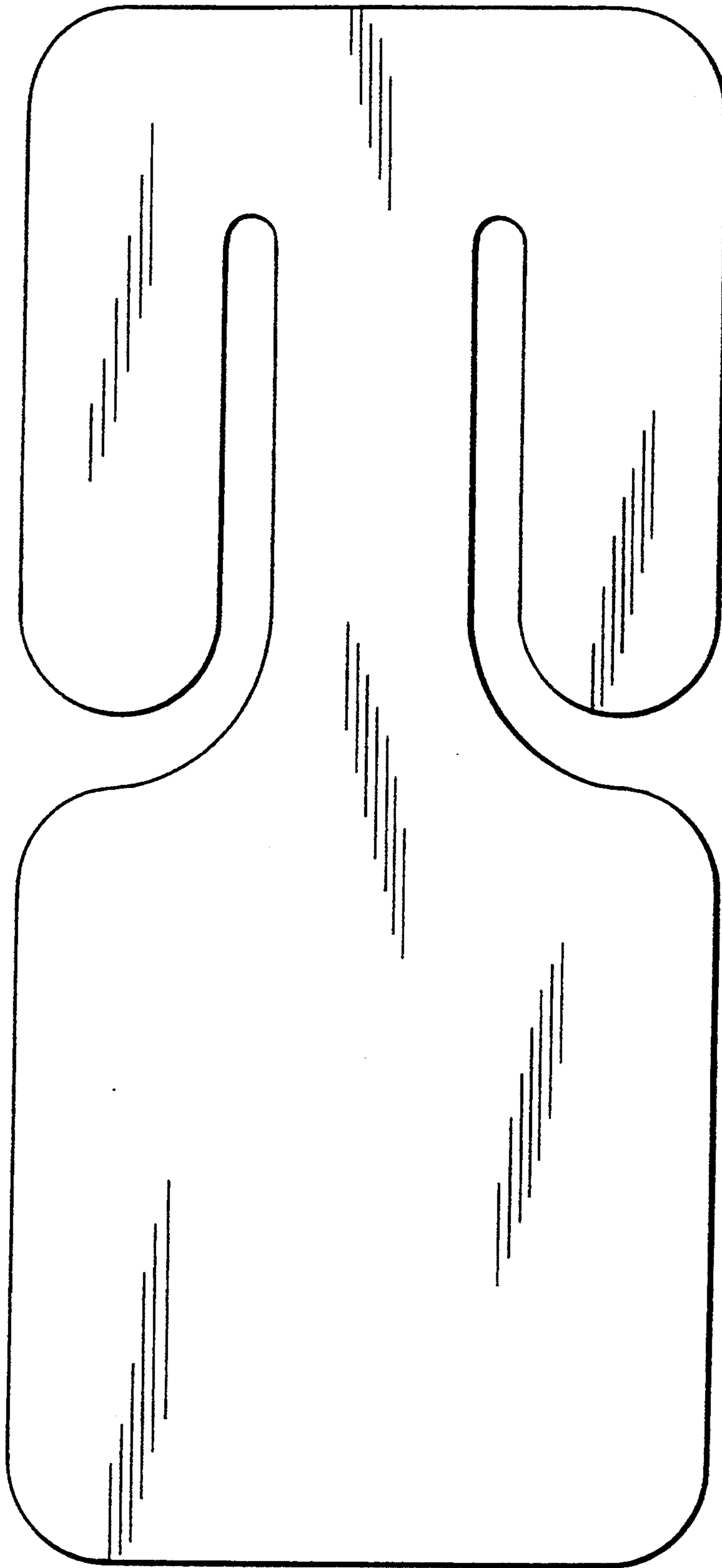


FIG. 2



FIG. 4



FIG. 3



FIG. 5



FIG. 6