



US00D355922S

**United States Patent** [19]  
**Hirschman**

[11] **Patent Number: Des. 355,922**  
[45] **Date of Patent: \*\* Feb. 28, 1995**

[54] **BENDABLE SPECTACLE TEMPLE**  
[75] **Inventor: Richard Hirschman, Albertson, N.Y.**  
[73] **Assignee: Hudson Optical Corporation, Bohemia, N.Y.**  
[\*\*] **Term: 14 Years**  
[21] **Appl. No.: 18,184**  
[22] **Filed: Feb. 1, 1994**  
[52] **U.S. Cl. .... D16/335**  
[58] **Field of Search .... D16/102-104, D16/107, 111-112, 114, 116-117, 119, 121-122, 127; D29/8, 9; 351/41, 44, 57, 51, 110, 113-114, 118, 194, 172; 2/10, 432, 435-437, 439, 447-449, 452-454**

4,781,450 11/1988 Danloup ..... 351/114  
4,898,460 2/1990 Magninat ..... 351/41  
4,955,708 9/1990 Kahaney ..... 351/44

**OTHER PUBLICATIONS**

Surfer Jun. 1989 p. 71 top of page.

*Primary Examiner*—Bernard Ansher  
*Assistant Examiner*—R. Barkai  
*Attorney, Agent, or Firm*—Ostrolenk, Faber, Gerb & Soffen

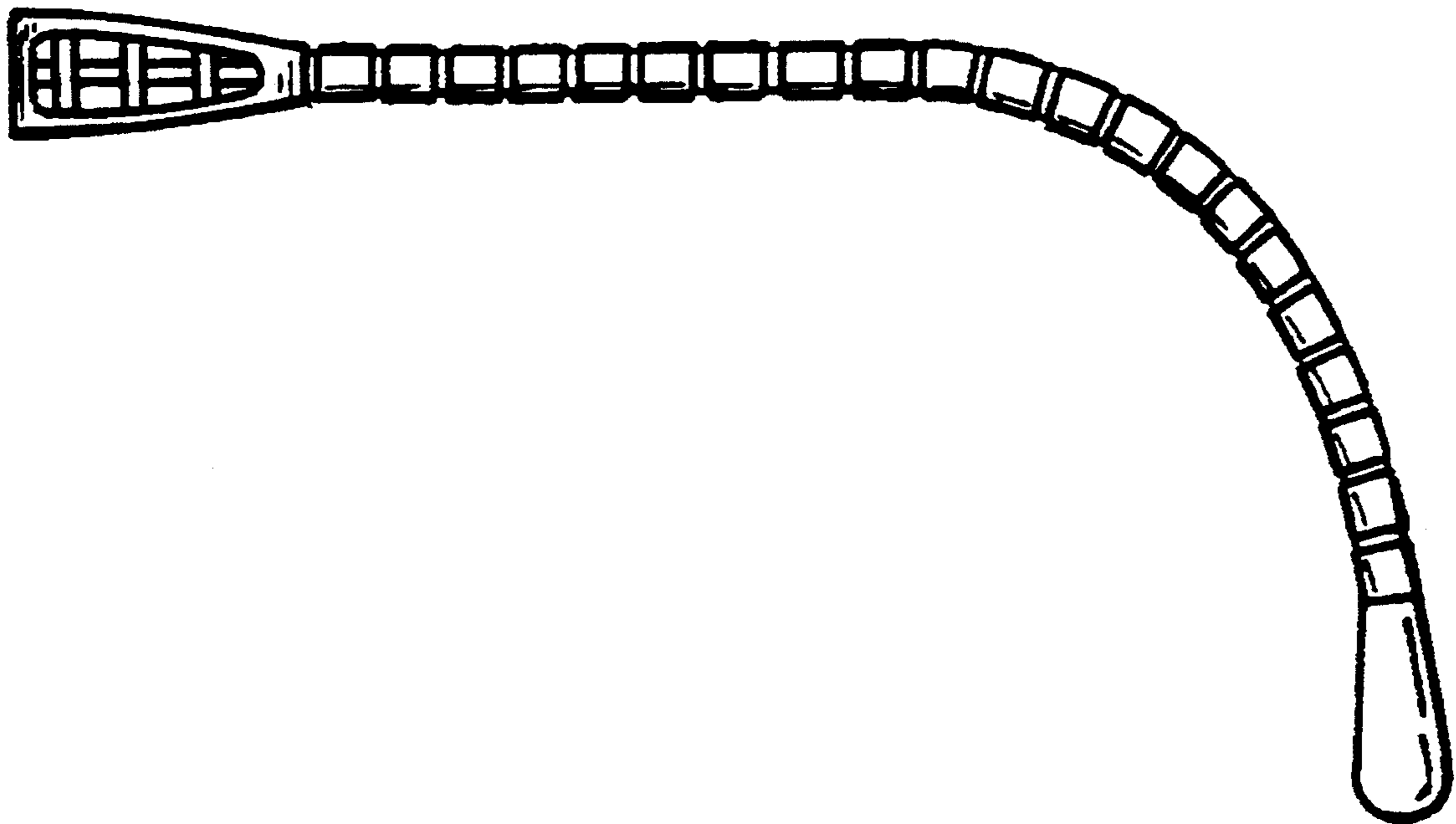
[57] **CLAIM**

The ornamental design for bendable spectacle temple, as shown and described.

**DESCRIPTION**

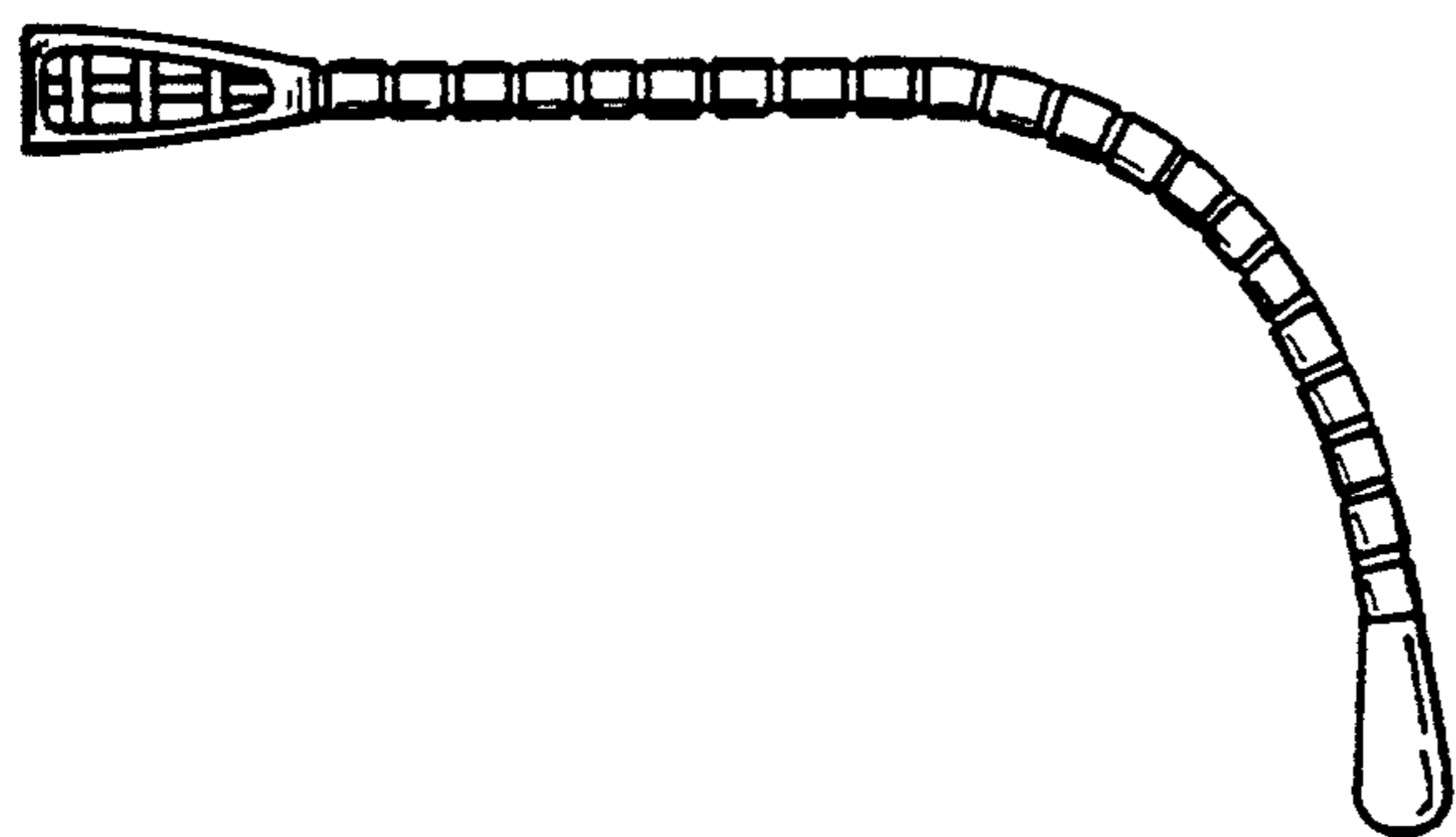
FIG. 1 is a top plan view of the bendable spectacle temple showing my new design;  
FIG. 2 is a top plan view thereof;  
FIG. 3 is a bottom plan view thereof;  
FIG. 4 is a second side plan view thereof;  
FIG. 5 is a front end view from the left hand side of the FIG. 2; and,  
FIG. 6 is a back end view from the right hand side of the FIG. 2.

[56] **References Cited**  
**U.S. PATENT DOCUMENTS**  
D. 310,839 9/1990 Bolle ..... D16/112  
1,335,823 4/1920 Day ..... 351/114  
1,701,009 2/1929 Nerney ..... 351/114  
1,918,982 7/1933 Poeton ..... 351/114  
4,720,186 1/1988 Douillard ..... 351/114






*FIG. 2.*



*FIG. 1.*



*FIG. 3.*



*FIG. 4.*

*FIG. 5.*



*FIG. 6.*

