



US00D355880S

# United States Patent [19]

[11] Patent Number: **Des. 355,880**

**Roberts**

[45] Date of Patent: **\*\* Feb. 28, 1995**

[54] **VEHICLE WINDOW COVER**

[76] Inventor: **Blaine A. Roberts, P.O. Box 2110, Chico, Calif. 95927**

[\*\*] Term: **14 Years**

[21] Appl. No.: **8,656**

[22] Filed: **May 24, 1993**

[52] U.S. Cl. .... **D12/183**

[58] Field of Search ..... **D12/183, 181, 190; 296/95.1, 96, 152, 96.16, 97.1; 160/105, DIG. 2, 354, 371, 370.2 A, 370.2 R; 250/749; 49/50, 501; 52/171, 202**

[56] **References Cited**

**U.S. PATENT DOCUMENTS**

D. 263,294	3/1982	Kaplus et al. ....	D12/183
D. 263,819	4/1982	Kaplus et al. ....	D12/183
D. 313,218	12/1990	Clavier .....	D12/183
D. 335,856	5/1993	Sazuma .....	D12/183
D. 350,322	9/1994	Carson et al. ....	D12/183
4,653,562	3/1987	Moss et al. ....	160/105
5,042,551	8/1991	Ein et al. ....	160/370.2 R

**OTHER PUBLICATIONS**

J. C. Whitney & Co. Catalog No. 540 J, ©1992, p. 96, the taillight protector for pickup and utility vehicles.

*Primary Examiner*—James M. Gandy

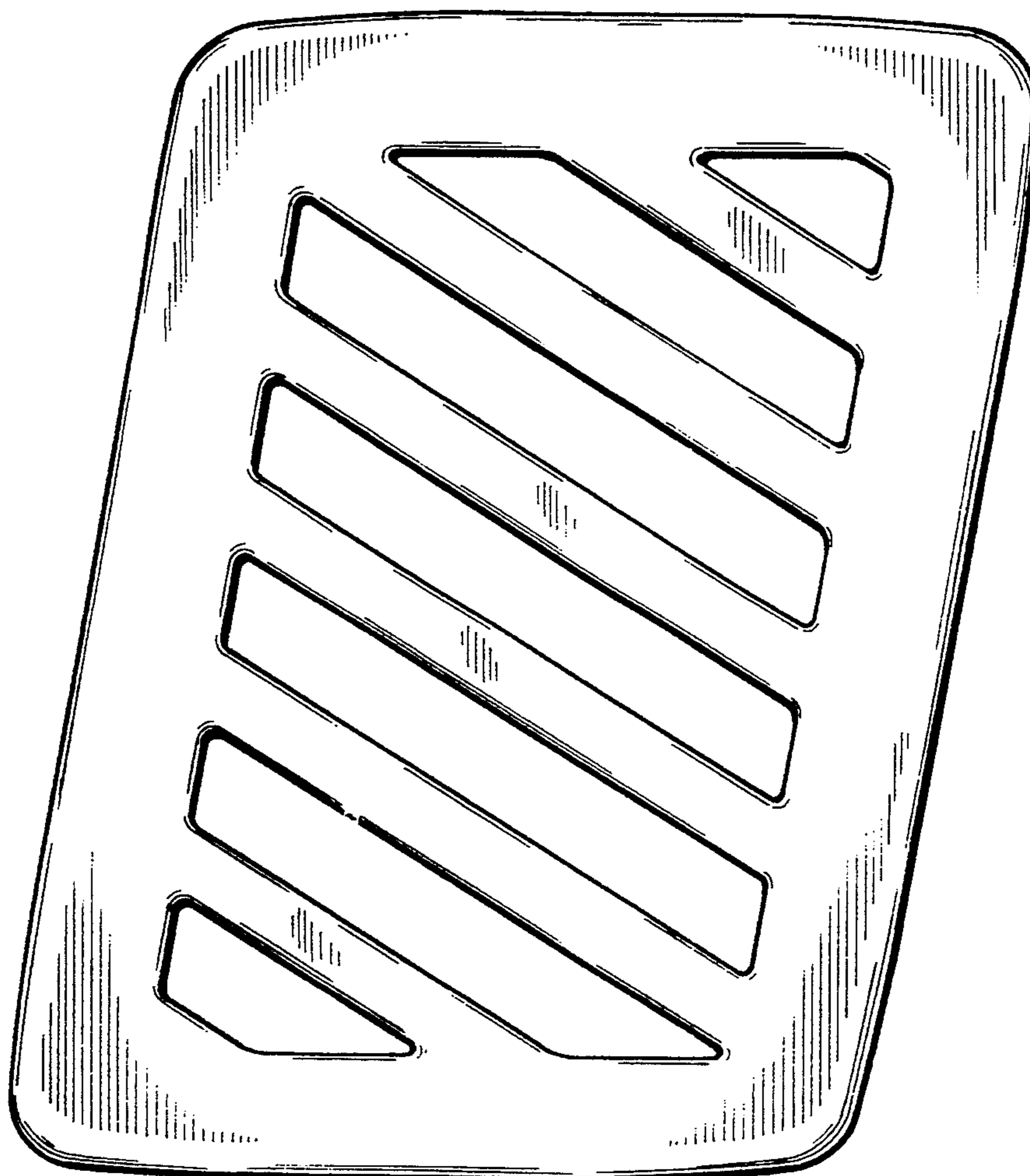
*Assistant Examiner*—M. Brown

[57] **CLAIM**

The ornamental design for a vehicle window cover, as shown and described.

**DESCRIPTION**

FIG. 1 is a front elevational view of a vehicle window cover showing my new design;  
 FIG. 2 is a rear elevational view thereof;  
 FIG. 3 is a left side view thereof;  
 FIG. 4 is a right side view thereof;  
 FIG. 5 is a bottom plan view thereof; the opposite top plan view appears the same as the bottom plan view;  
 FIG. 6 is a front perspective view thereof; and,  
 FIG. 7 is a front elevational view of the vehicle window cover shown affixed to a vehicle.  
 The broken lines shown in FIG. 7 are for illustrative purposes only and form no part of the claimed design.



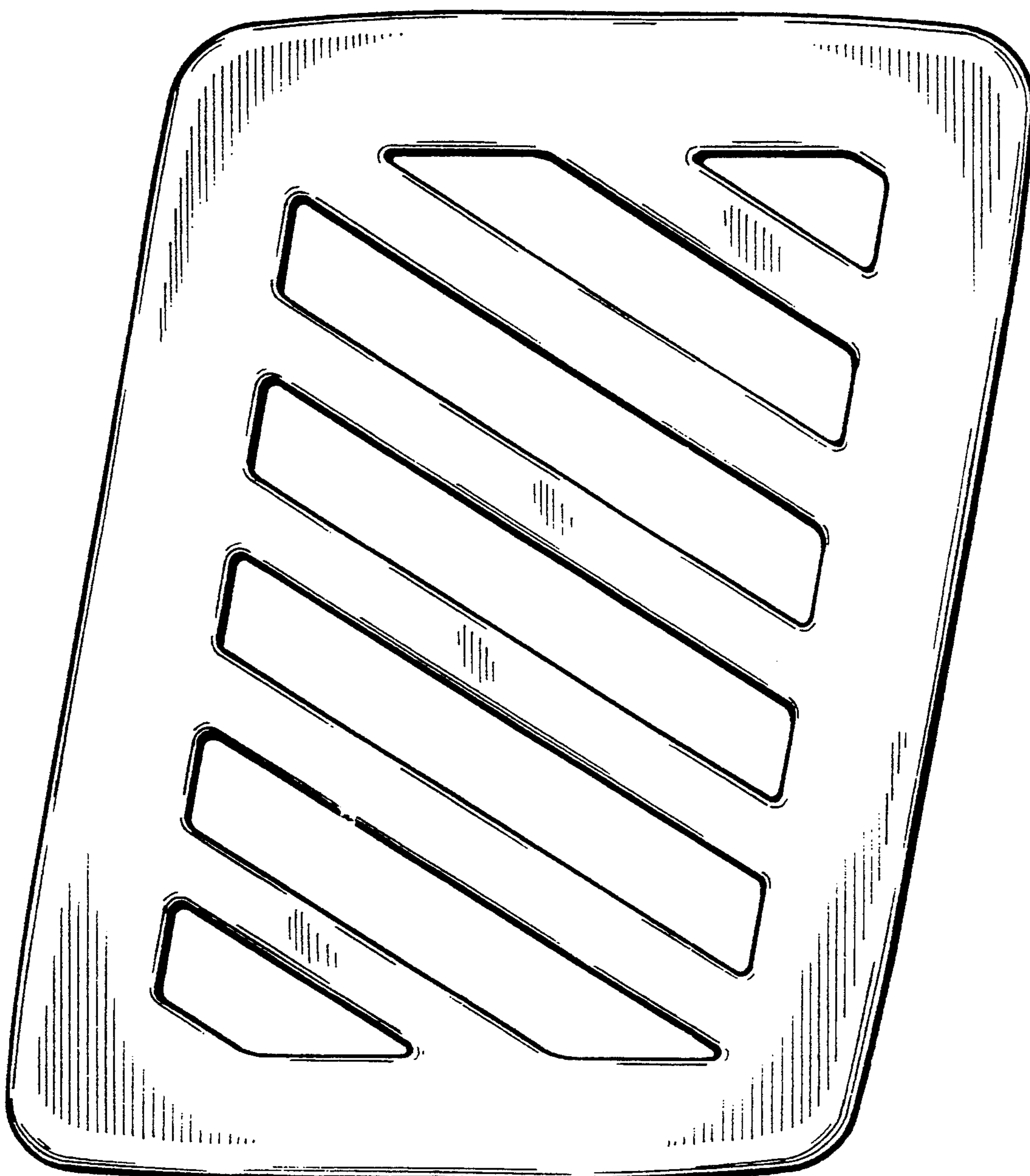


FIG. 1

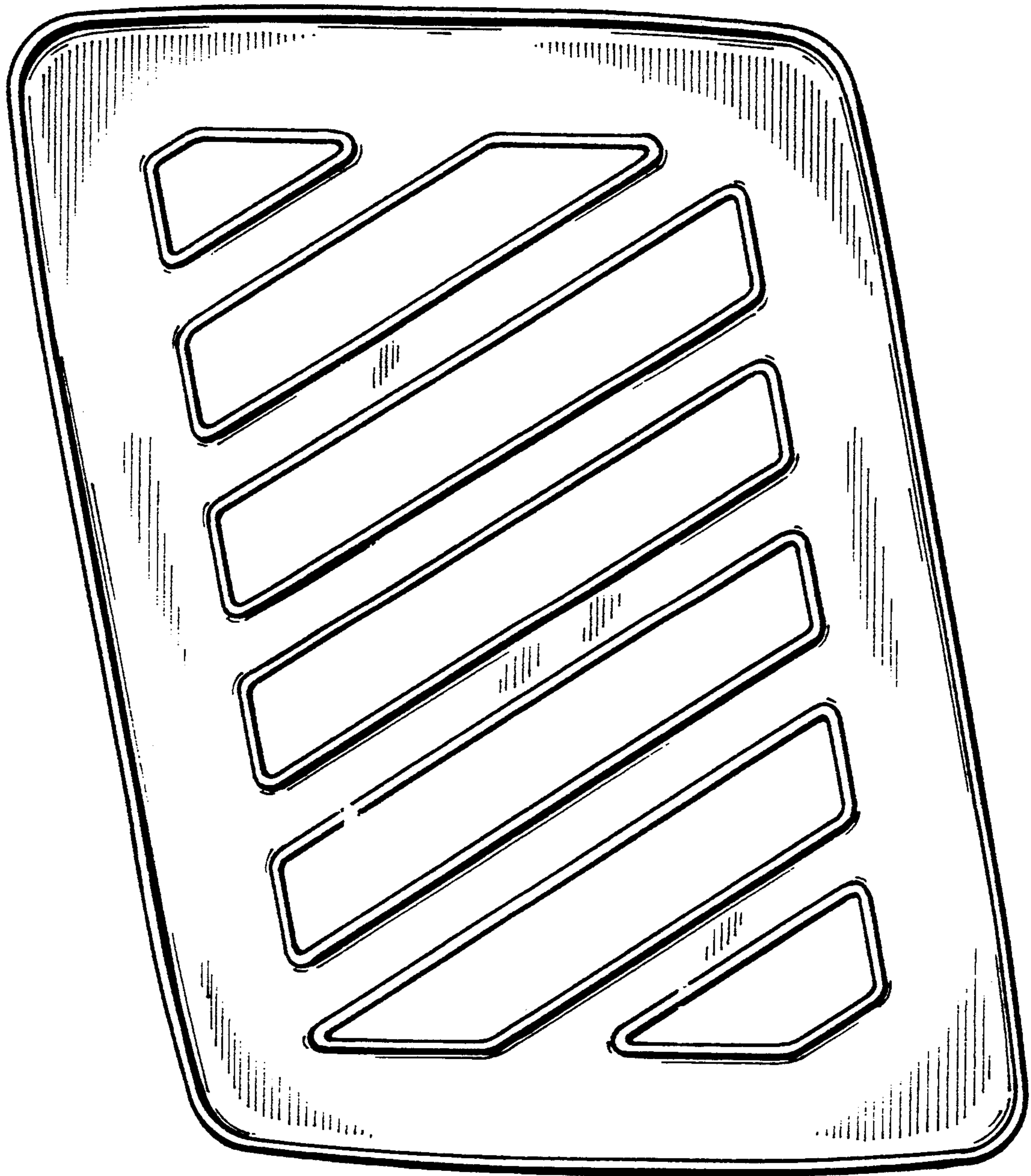


FIG. 2



FIG. 3



FIG. 4



FIG. 5

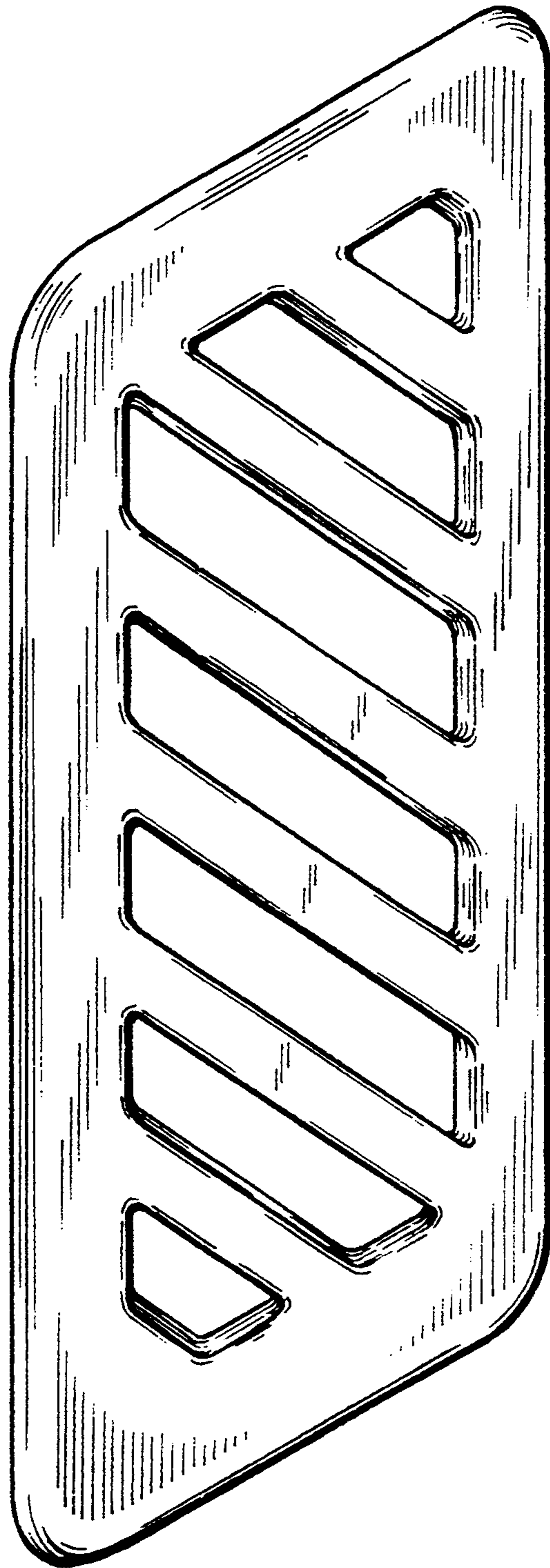


FIG. 6

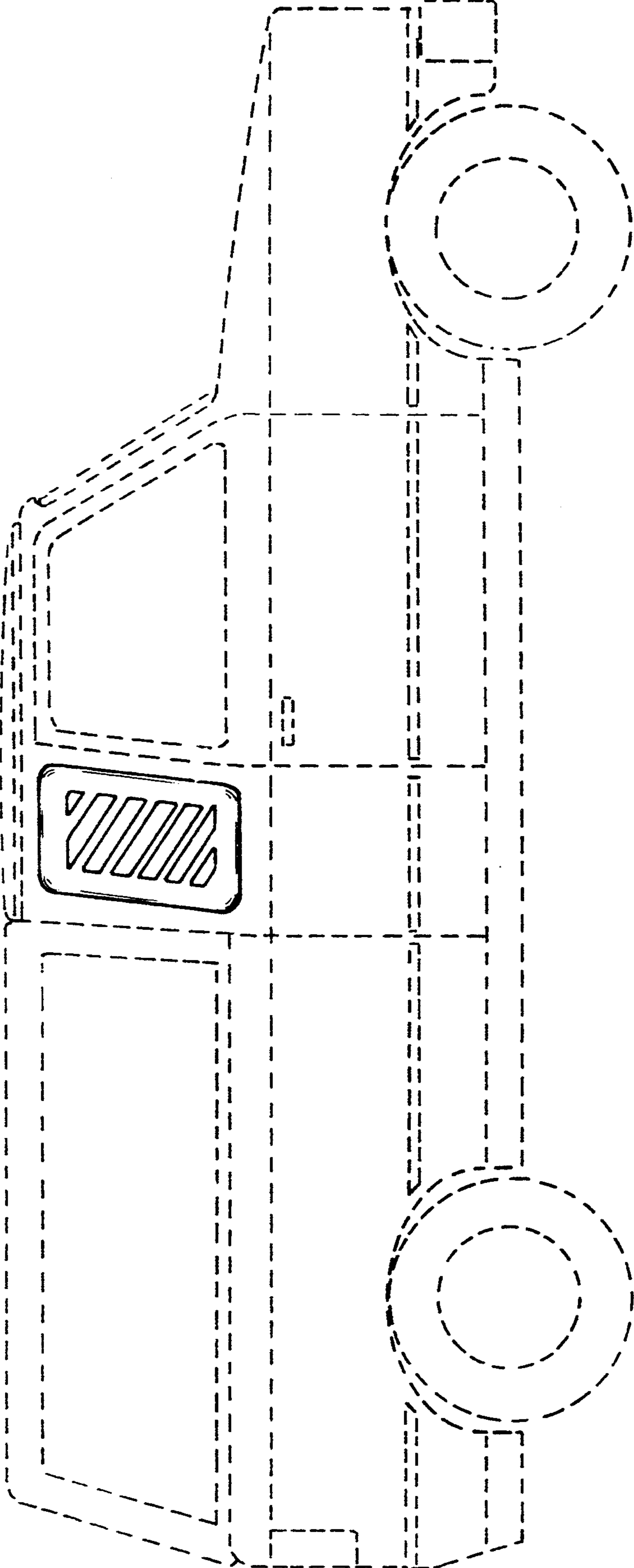


FIG. 7