



US00D355866S

United States Patent [19]

[11] Patent Number: **Des. 355,866**

Prout

[45] Date of Patent: **** Feb. 28, 1995**

[54] **EXPANSION BRACELET**

D. 328,039 7/1992 Cowan D11/4

[75] Inventor: **Julia R. Prout**, Coventry, R.I.

D. 330,871 11/1992 Cowan D11/3

2,213,096 8/1940 Schoeninger D11/3

[73] Assignee: **Textron Inc.**, Providence, R.I.

Primary Examiner—Ralf T. Seifert

Attorney, Agent, or Firm—Samuels, Gauthier & Stevens

[**] Term: **14 Years**

[57] CLAIM

[21] Appl. No.: **9,119**

The ornamental design for an expansion bracelet, as shown and described.

[22] Filed: **Jun. 7, 1993**

[52] U.S. Cl. **D11/25; D11/19**

[58] Field of Search **D11/1-25, D11/93, 94; 59/84; 63/1.1, 2, 3, 5.1-6; D10/30**

DESCRIPTION

[56] References Cited

U.S. PATENT DOCUMENTS

- 81,501 7/1930 Prestinari D11/20
- D. 87,730 9/1932 Silverman et al. D11/3
- D. 146,859 6/1947 Katz D11/3
- D. 152,775 2/1949 Duester D11/20
- D. 327,034 6/1992 Cowan D11/4


FIG. 1 is a top plan view of an expansion bracelet showing my new design;

FIG. 2 is a bottom plan view thereof with the central portion broken away for ease of illustration;

FIG. 3 is a side elevational view thereof; and,

FIG. 4 is a partial enlarged top plan view showing several adjacent top shells thereof.

The broken lines showing of end links in FIGS. 1-3 is for illustrative purposes only and forms no part of the claimed design.






FIG. 1

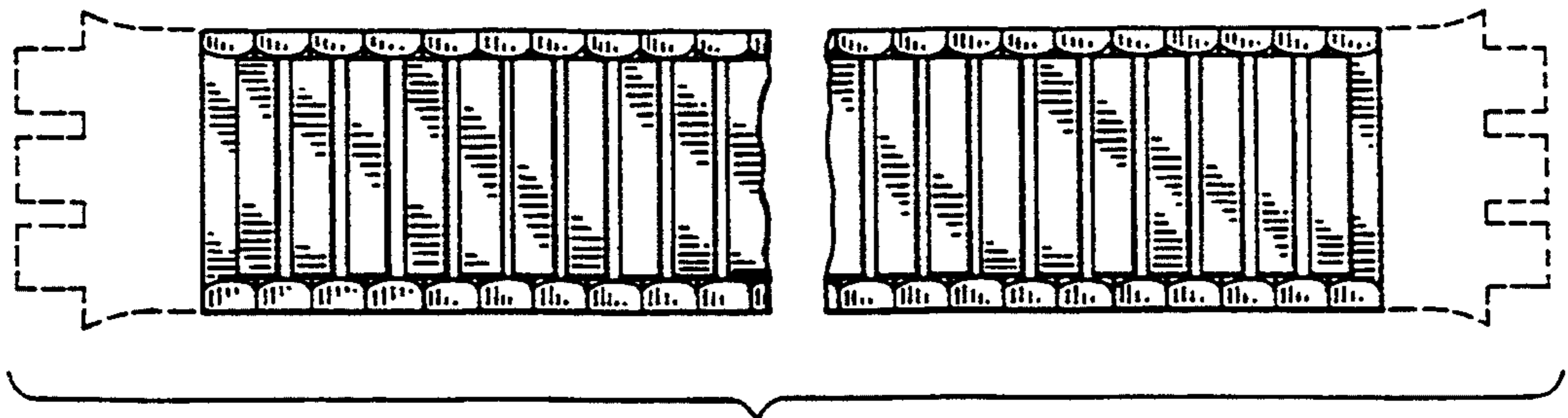


FIG. 2

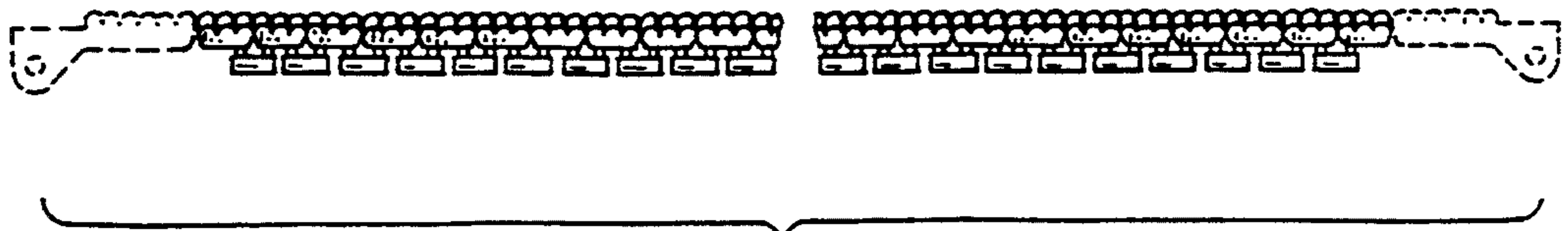


FIG. 3




FIG. 4