



US00D355857S

United States Patent [19]
Houlihan

[11] **Patent Number: Des. 355,857**
[45] **Date of Patent: ** Feb. 28, 1995**

[54] **DIGITAL ALARM TIMEPIECE**

[75] **Inventor: John T. Houlihan, Southbury, Conn.**

[73] **Assignee: Timex Corporation, Middlebury, Conn.**

[**] **Term: 14 Years**

[21] **Appl. No.: 4,415**

[22] **Filed: Feb. 5, 1993**

[52] **U.S. Cl. D10/15; D10/18; D10/28**

[58] **Field of Search D10/1-40, D10/122-132; 368/97-100, 107-121, 276-277, 285, 316, 317**

[56] **References Cited**

U.S. PATENT DOCUMENTS

D. 301,309	5/1989	Houlihan	D10/15
D. 301,839	6/1989	Houlihan	D10/15
D. 309,572	7/1990	Suzuki	D10/18
D. 318,019	7/1991	van Lelyveld	D10/18
D. 321,662	11/1991	Wada	D10/18
4,390,289	6/1983	Houlihan	368/286

FOREIGN PATENT DOCUMENTS

120031	7/1927	Switzerland	368/316
--------	--------	-------------	-------	---------

OTHER PUBLICATIONS

Hong Kong Enterprise—Jul. 1988—p. 307—Clocks at bottom.

Hong Kong Enterprise—Jul. 1988—p. 165—Clocks at top-left.

Primary Examiner—Nelson C. Holtje


Attorney, Agent, or Firm—William C. Crutcher

[57] **CLAIM**

The ornamental design for a digital alarm timepiece, as shown and described.

DESCRIPTION

FIG. 1 is a top plan view of my improved digital alarm timepiece design in a closed position;
 FIG. 2 is a left side elevational view thereof;
 FIG. 3 is a right side elevational view thereof;
 FIG. 4 is a rear end elevational view thereof;
 FIG. 5 is a front end elevational view thereof;
 FIG. 6 is a bottom plan view thereof;
 FIG. 7 is a top plan view thereof in an open position;
 FIG. 8 is a left side elevational view thereof;
 FIG. 9 is a right side elevational view thereof;
 FIG. 10 is a rear end elevational view thereof;
 FIG. 11 is a front end elevational view thereof; and,
 FIG. 12 is a bottom plan view thereof.






Fig. 4

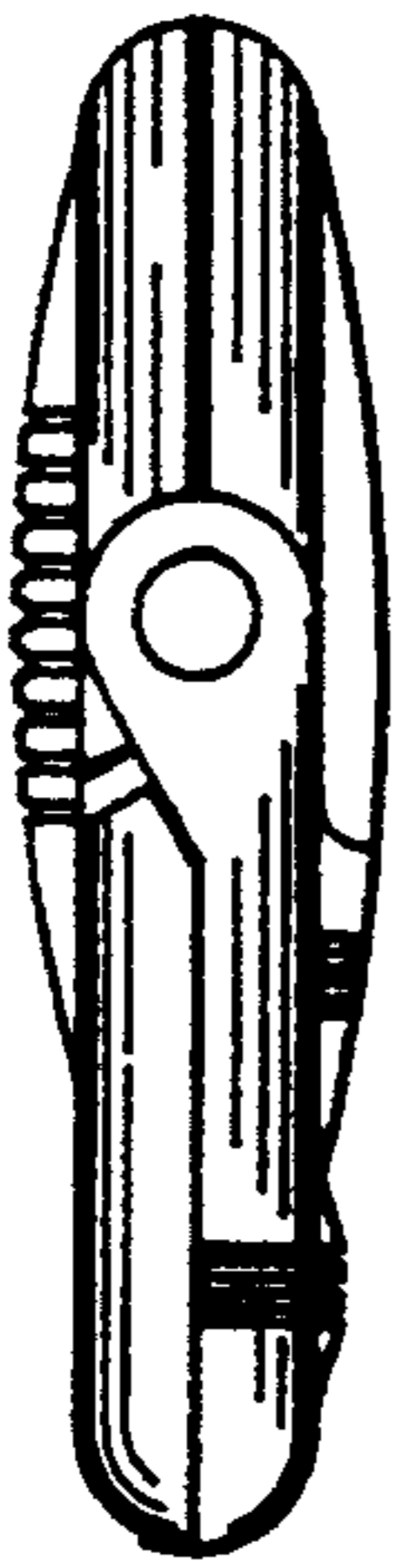


Fig. 2

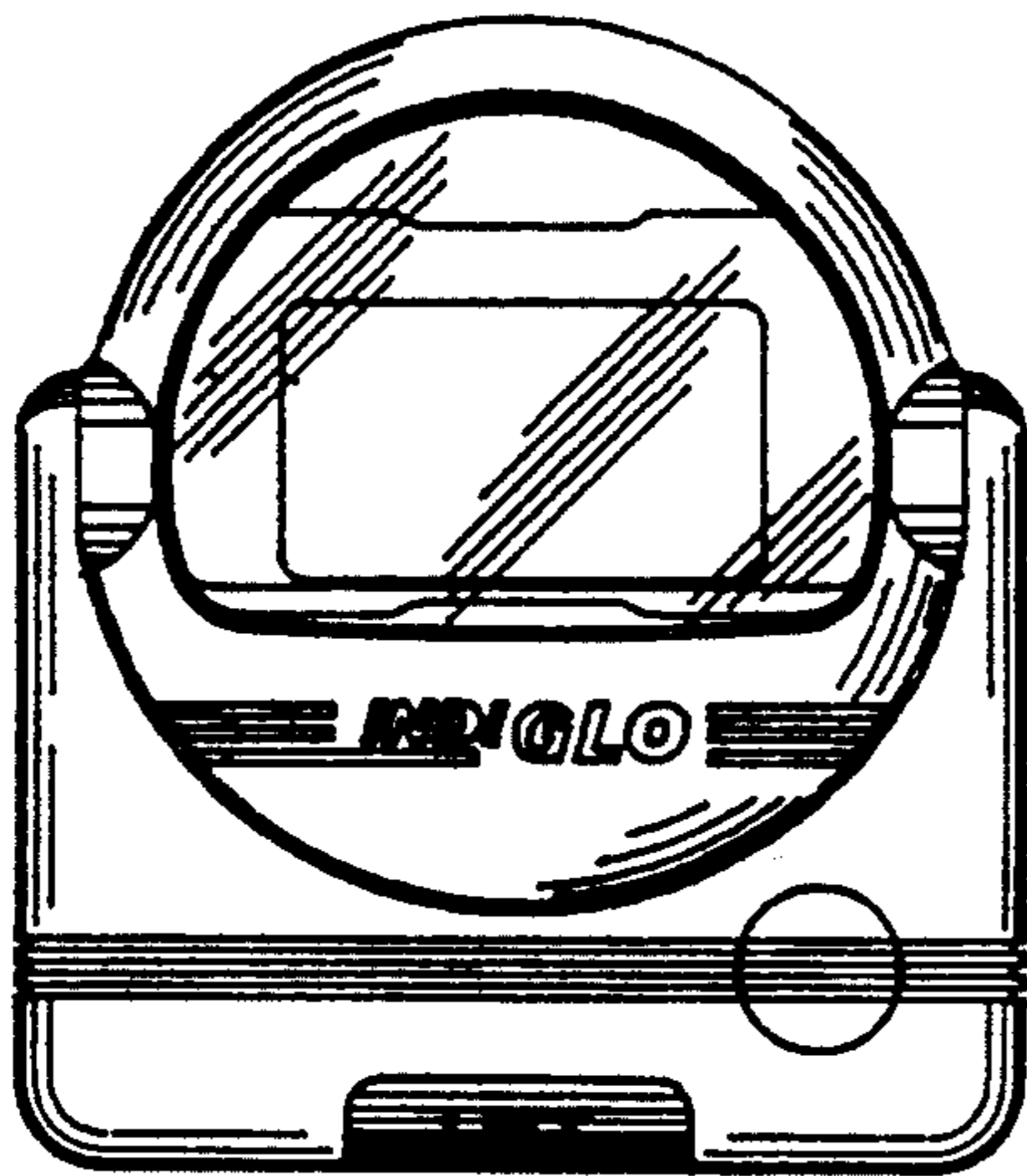


Fig. 1



Fig. 3



Fig. 5




Fig. 6




Fig. 10

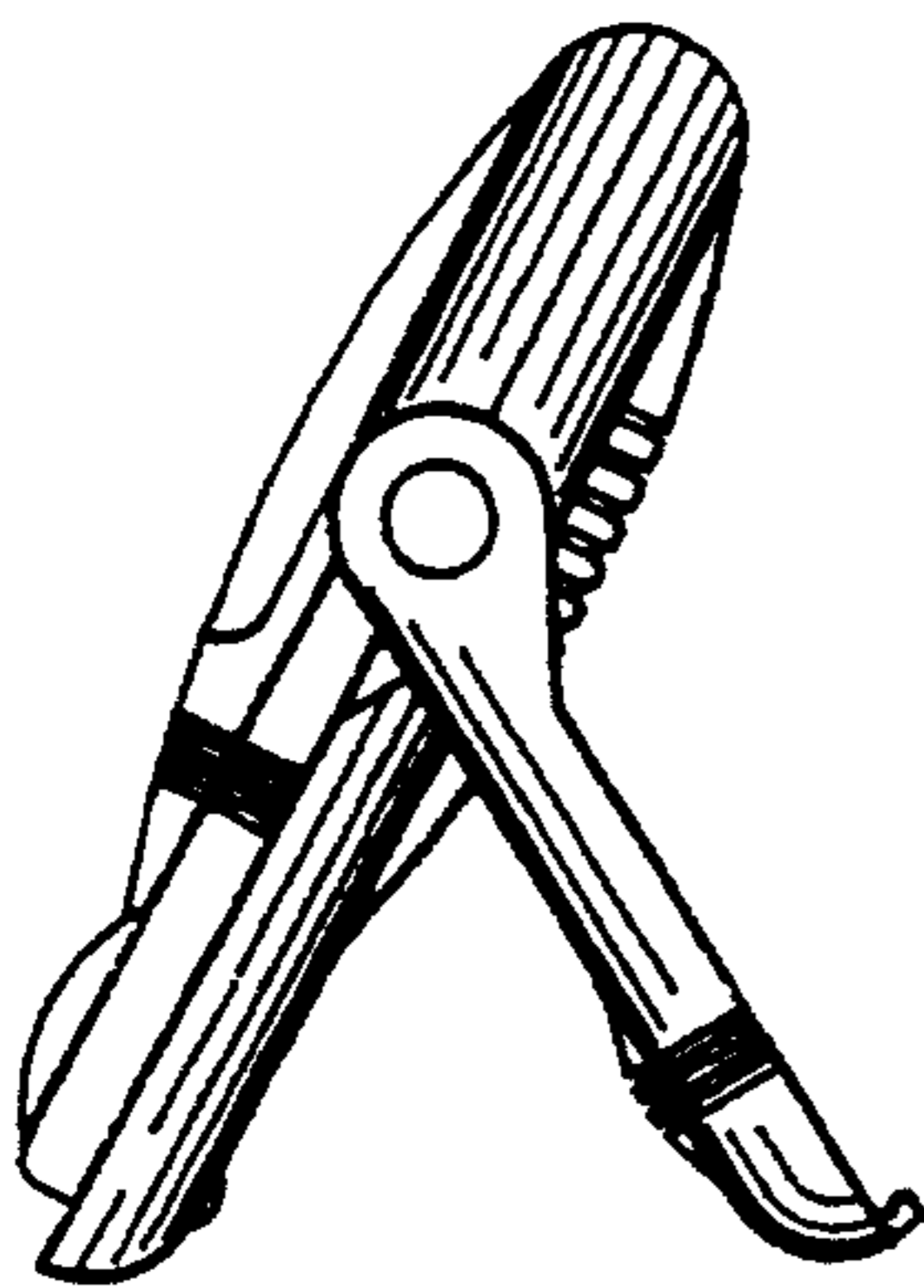


Fig. 8




Fig. 7

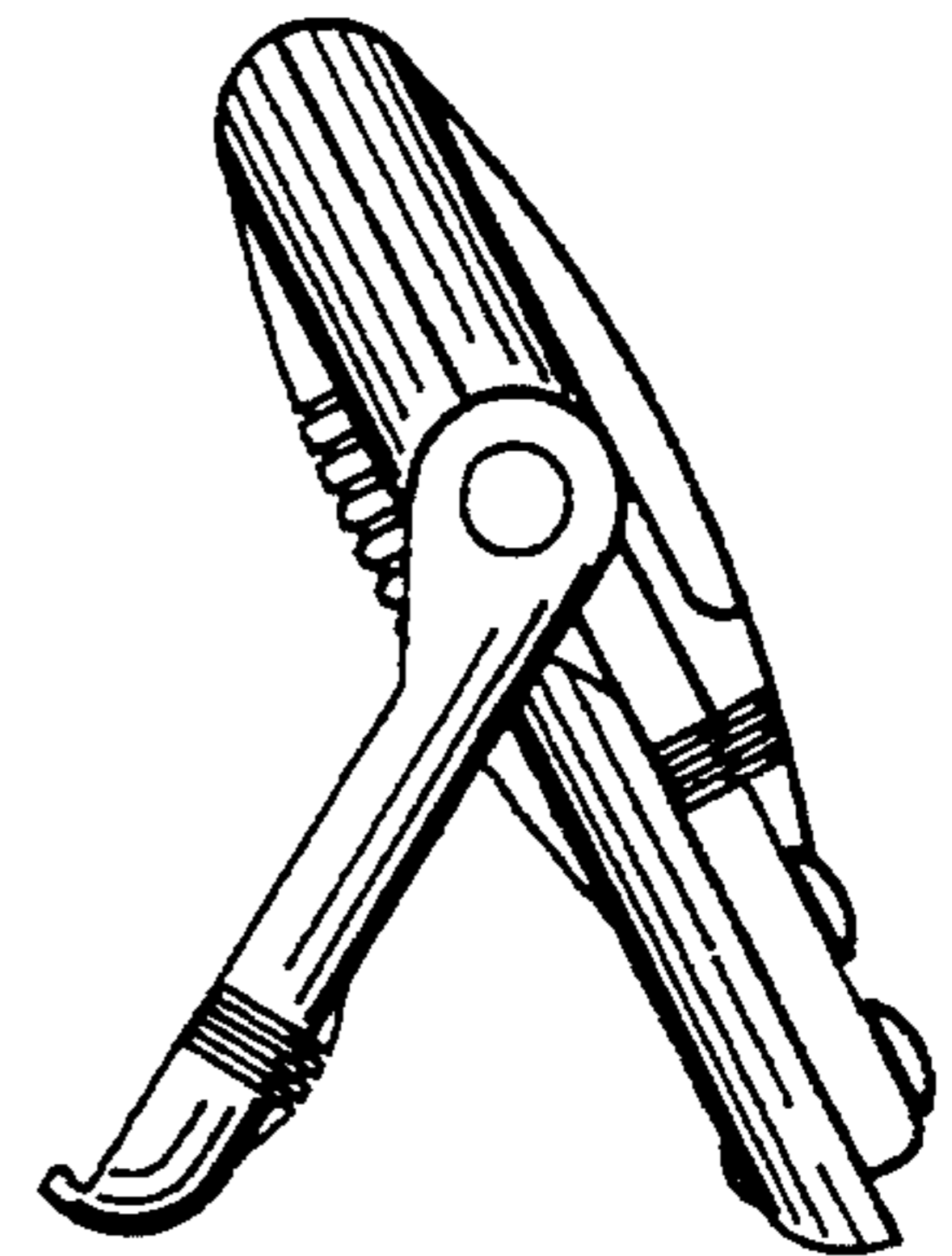


Fig. 9




Fig. 11




Fig. 12