



US00D355837S

United States Patent [19]

[11] Patent Number: **Des. 355,837**

Chieda

[45] Date of Patent: **** Feb. 28, 1995**

- [54] **KNOB**
- [75] Inventor: **Robert Chieda, Wheaton, Ill.**
- [73] Assignee: **Amerock Corporation, Rockford, Ill.**
- [**] Term: **14 Years**
- [21] Appl. No.: **11,366**
- [22] Filed: **Aug. 3, 1993**
- [52] U.S. Cl. **D8/310**
- [58] Field of Search **D8/305, 307, 310;**
16/110 R, 124, 121

J. C. de Jong Cat. 704; Apr. 1, 1970; p. B-6; knob 659.
 Item No. 77 on p. 79 of a catalog published by Sherle
 Wagner Co. (publication date unknown).
 Item No. 1021 on p. 81 of a catalog published by Sherle
 Wagner Co. (publication date unknown).

Primary Examiner—B. J. Bullock
Attorney, Agent, or Firm—Leydig, Voit & Mayer, Ltd.

[57] CLAIM

The ornamental design for a knob, as shown and de-
 scribed.

DESCRIPTION

FIG. 1 is a perspective view of a knob showing my new
 design;
 FIG. 2 is a front view thereof;
 FIG. 3 is a right side view thereof, the left side being a
 mirror image;
 FIG. 4 is a bottom plan view thereof, the top plan being
 a mirror image; and,
 FIG. 5 is a rear view thereof.

- [56] **References Cited**
- U.S. PATENT DOCUMENTS**
- D. 211,778 7/1968 Stone D8/305
- OTHER PUBLICATIONS**
- Acme Hardware Cat; ©1965; p. 77; knob 984.
- J. C. de Jong Cat. 704; Apr. 1, 1970; p. A-3; knob 1400.




FIG. 1




FIG. 2

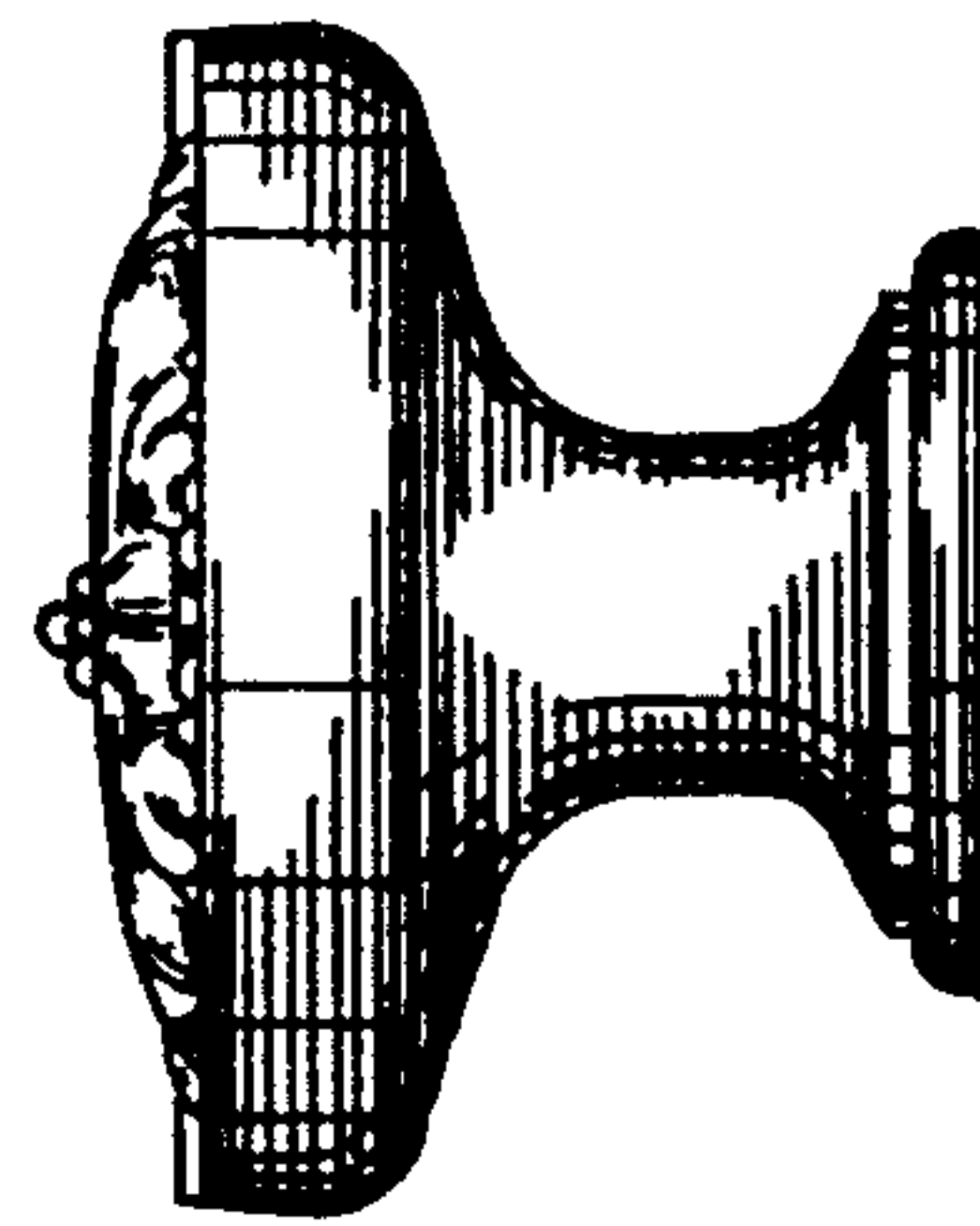



FIG. 3




FIG. 4

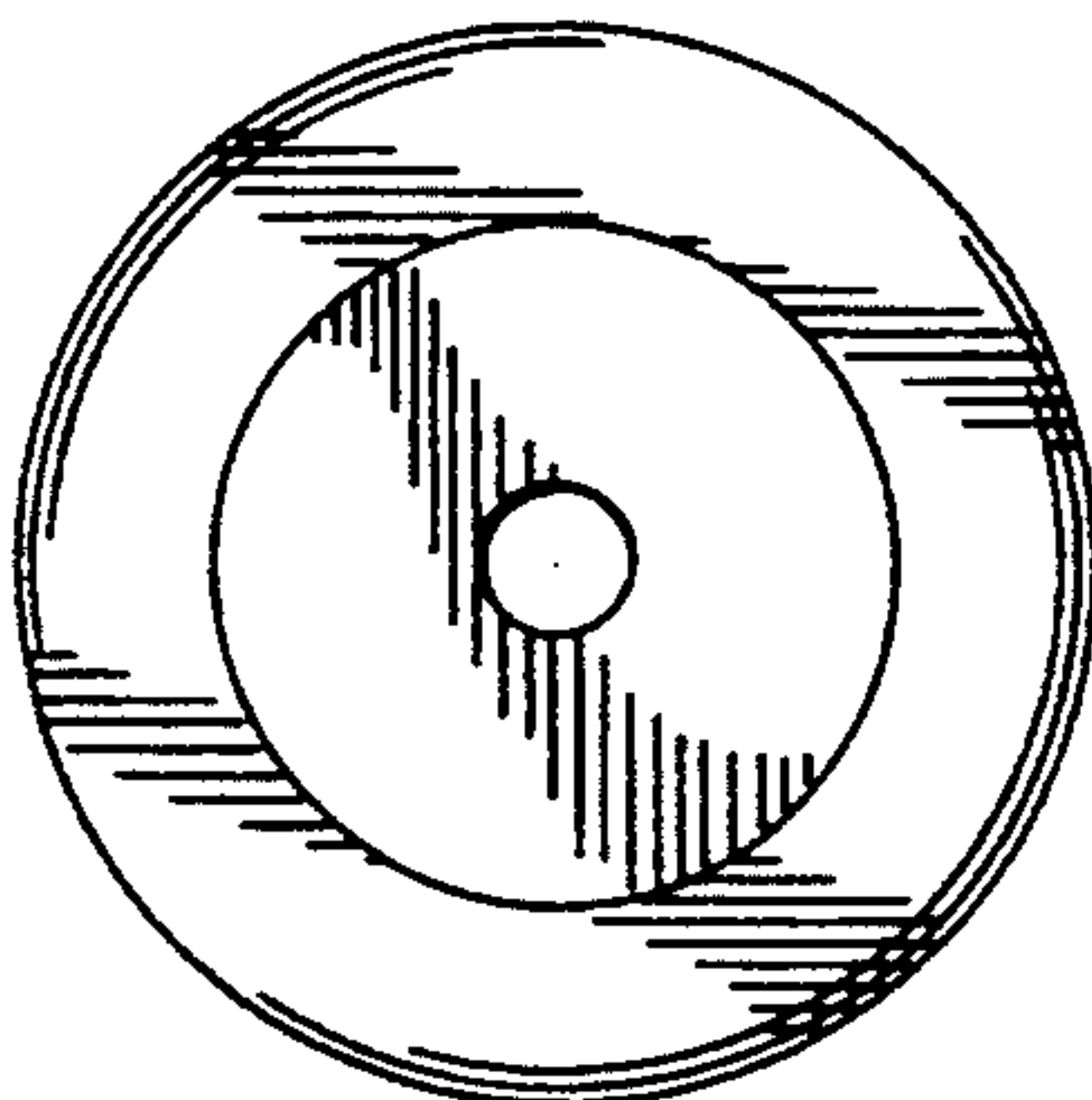


FIG. 5