



US00D355831S

United States Patent [19]

[11] Patent Number: **Des. 355,831**

Hull et al.

[45] Date of Patent: **** Feb. 28, 1995**

[54] HANDLE

[76] Inventors: **Harold L. Hull**, 401 Canyon Way #43, Sparks, Nev. 89434; **Judith Aston**, P.O. Box 3568, Incline Village, Nev. 89450

[**] Term: **14 Years**

[21] Appl. No.: **7,523**

[22] Filed: **Apr. 26, 1993**

[52] U.S. Cl. **D8/107; D8/303**

[58] Field of Search **D8/107, 300, 303, 306, D8/DIG. 7; 16/111 R, 116, 114, 125, 126; 190/115, 116, 117, 118; D7/393, 395**

[56] **References Cited**

U.S. PATENT DOCUMENTS

D. 188,582	8/1960	Koffler	D8/306
D. 197,831	3/1964	Finkelstein	D8/306
D. 199,333	10/1964	Finley	D8/14
D. 292,865	11/1987	Scott	D8/10

D. 318,602	7/1991	Vosbikian	D8/107
D. 335,810	5/1993	Asien	D8/306
2,421,339	5/1947	Leger	D8/98
3,156,943	11/1964	Groomer et al.	16/11 R
3,185,272	5/1965	Chance	16/126
4,180,909	1/1980	Lind	D8/98
4,340,990	7/1982	Seynhaeve	190/115

Primary Examiner—Bernard Ansher

Assistant Examiner—Philip Hyder

[57] **CLAIM**

The ornamental design for a handle, as shown.

DESCRIPTION

FIG. 1 is a perspective view of our new design for a handle;
 FIG. 2 is a front elevational view thereof;
 FIG. 3 is a rear elevational view thereof;
 FIG. 4 is a top plan view;
 FIG. 5 is a bottom plan view;
 FIG. 6 is left side elevational view of FIG. 2; and,
 FIG. 7 is a right side elevational view thereof.

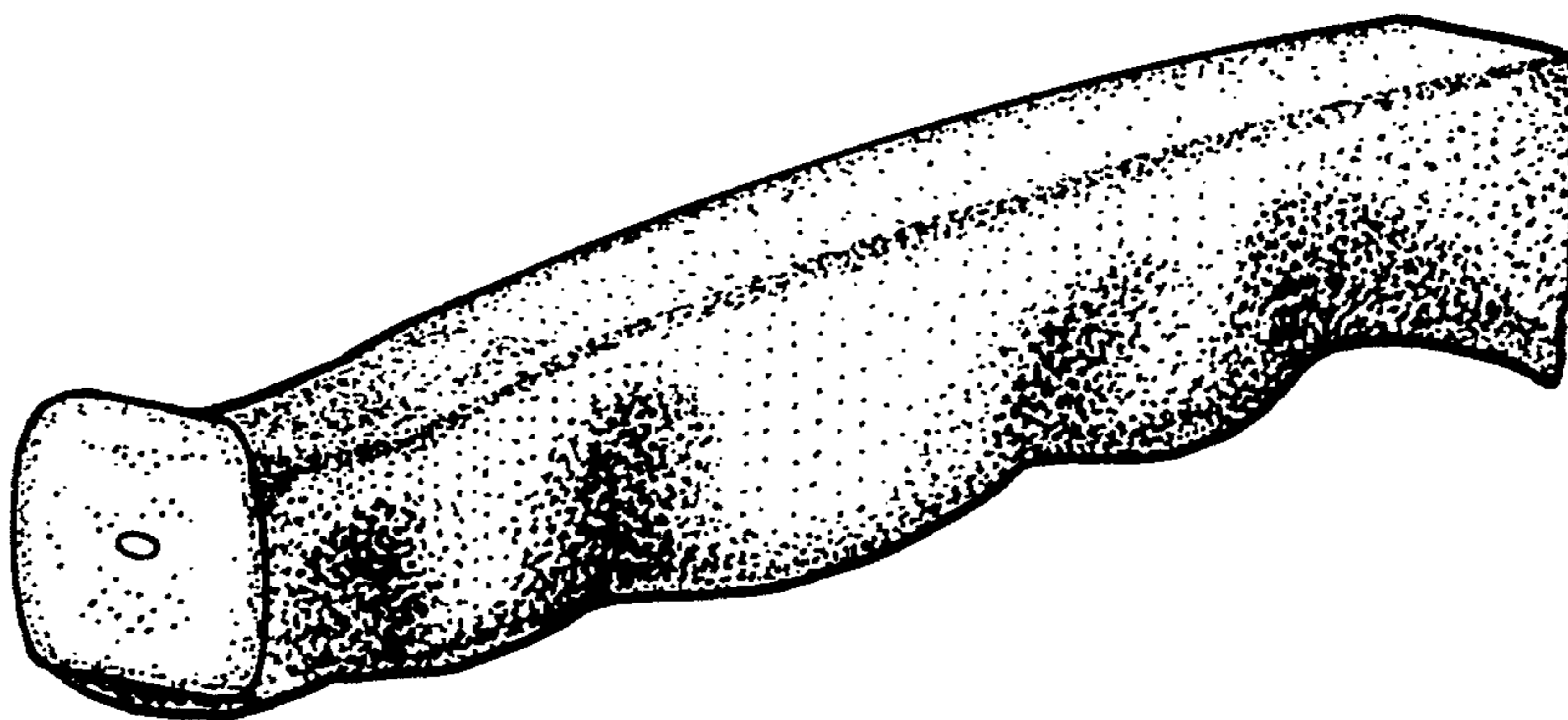


FIG 1

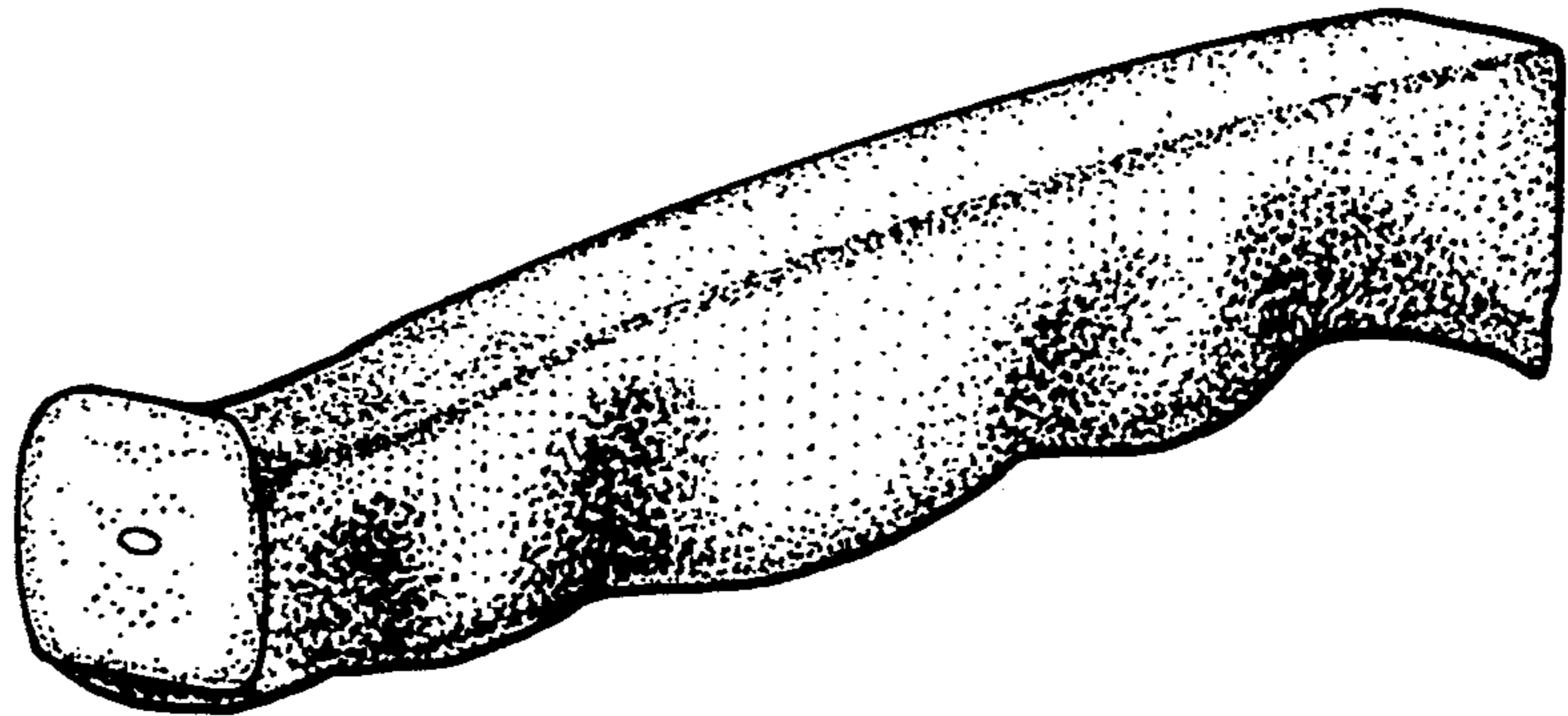


FIG 2

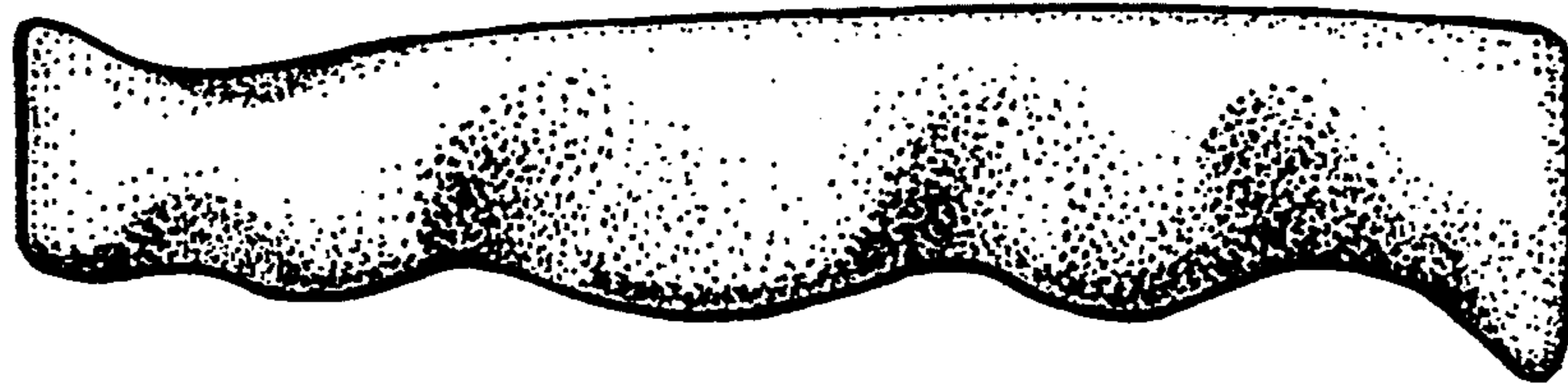


FIG 3

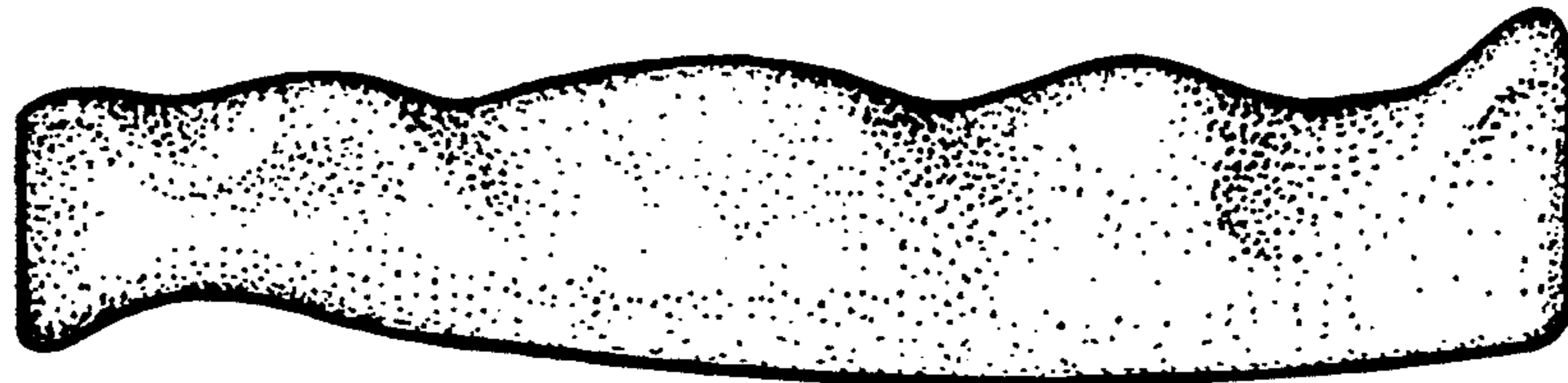


FIG 4




FIG 5




FIG 6

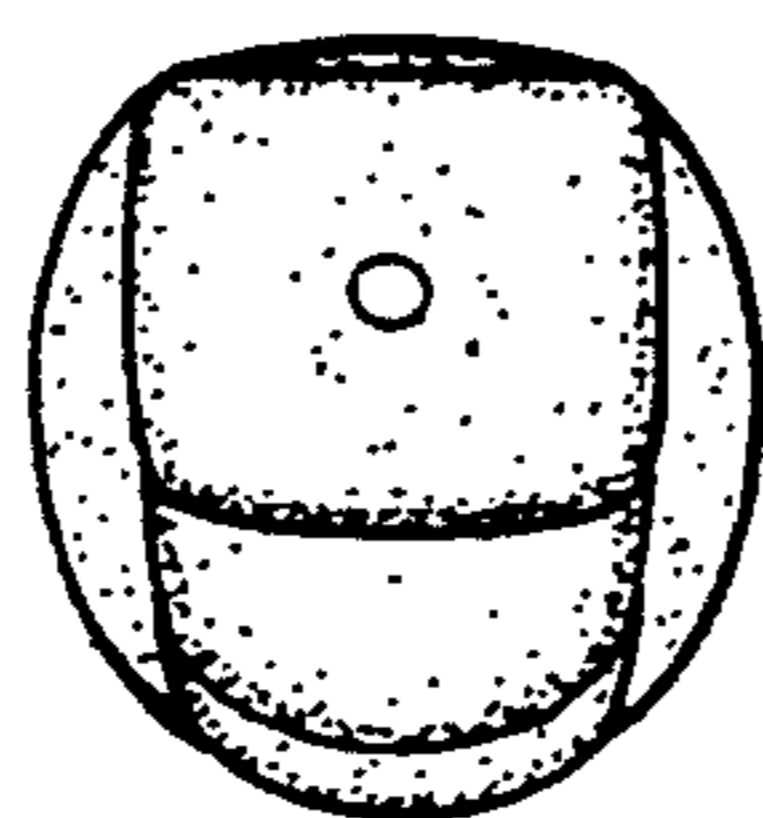


FIG 7

