



US00D355819S

United States Patent [19]
Price

[11] **Patent Number: Des. 355,819**

[45] **Date of Patent: ** Feb. 28, 1995**

[54] **SHOVEL**
[76] **Inventor: Scott A. Price, 2202 B Ivy, Kirkland AFB, N. Mex. 87118**
[**] **Term: 14 Years**
[21] **Appl. No.: 6,625**
[22] **Filed: Apr. 2, 1993**
[52] **U.S. Cl. D8/10**
[58] **Field of Search D8/1, 6, 7, 8, 9, 10, D8/11, 14, 107, 88, 89; 294/55.5, 57**

D. 332,555 1/1993 Hagerman D8/10
D. 339,038 9/1993 Pohlmann D8/10

Primary Examiner—Bernard Ansher
Assistant Examiner—Philip Hyder
Attorney, Agent, or Firm—Terry M. Gernstein

[57] **CLAIM**

The ornamental design for a shovel, as shown and described.

DESCRIPTION

FIG. 1 is an exploded front, top and side perspective view of the shovel showing my new design;
FIG. 2 is a front elevational view thereof;
FIG. 3 is a rear elevational view thereof;
FIG. 4 is a side elevational view thereof, the side opposite being a mirror image of the side shown in FIG. 4;
FIG. 5 is a top plan view thereof; and,
FIG. 6 is a bottom plan view thereof.

[56] **References Cited**
U.S. PATENT DOCUMENTS

D. 198,979 8/1964 Petoe D8/10
D. 245,664 9/1977 Holcombe D8/10
D. 293,412 12/1987 Gonzales D8/10
D. 309,243 7/1990 Yonkers D8/10
D. 311,308 10/1990 Roman D8/10

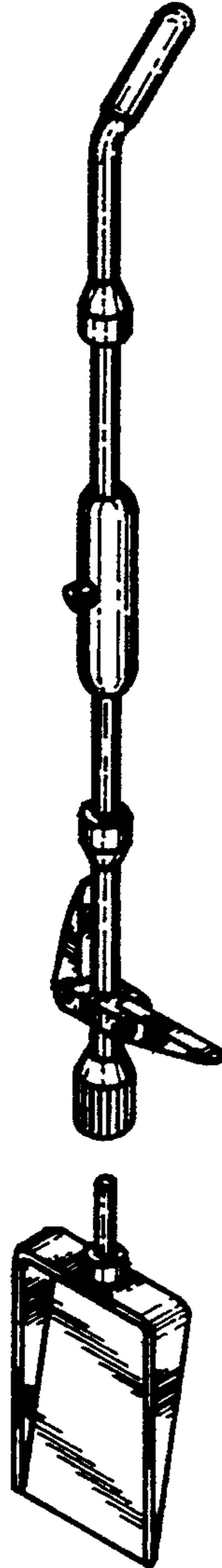
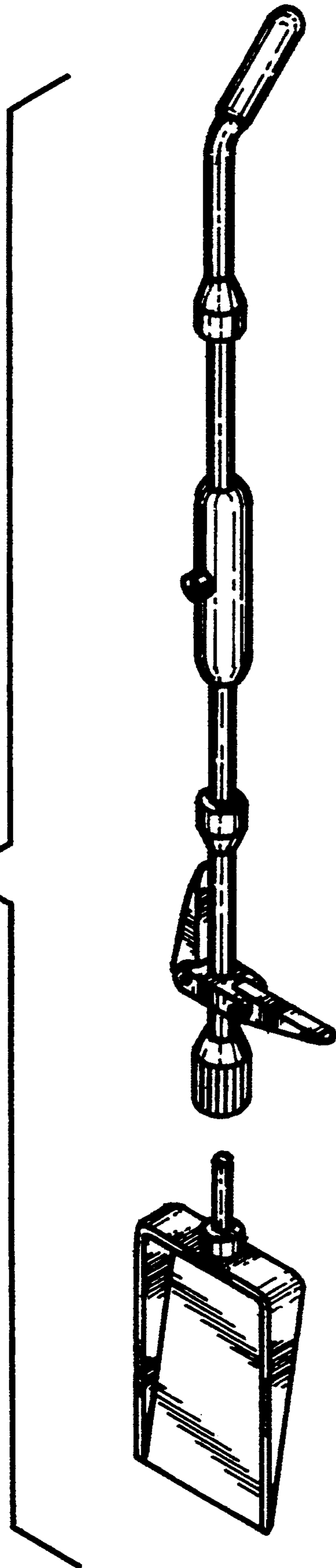


FIG. 1



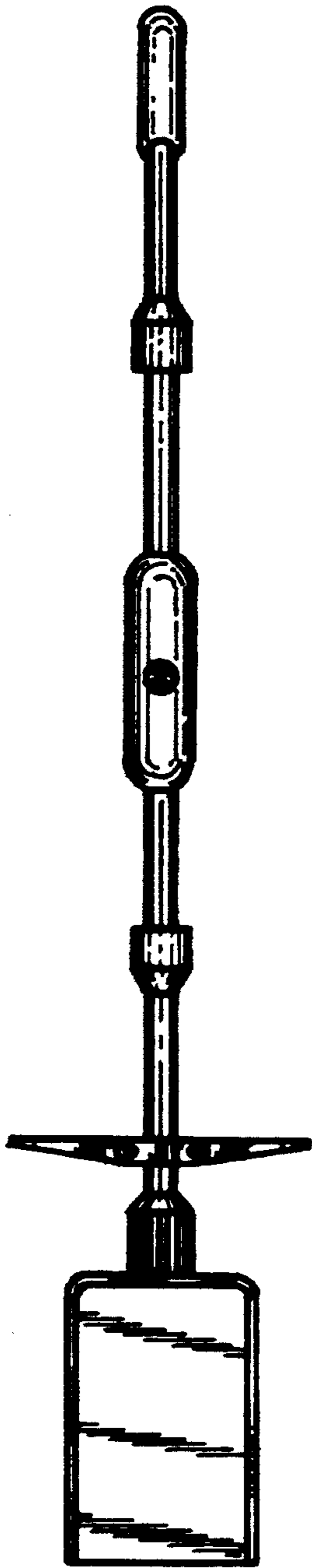


FIG. 2

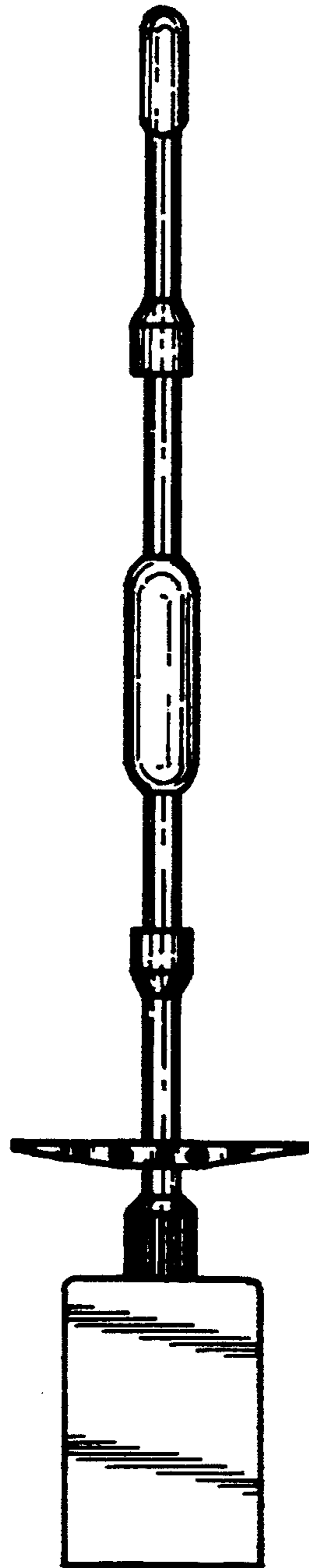


FIG. 3




FIG. 4




FIG. 5




FIG. 6