



US00D355803S

United States Patent [19]

[11] Patent Number: **Des. 355,803**

Kemnitz

[45] Date of Patent: **** Feb. 28, 1995**

[54] **PANEL FOR PATIO FURNITURE**

3,767,261 10/1973 Rowland 297/452.63 X

[75] Inventor: **Glen D. Kemnitz**, Gallatin, Tenn.

FOREIGN PATENT DOCUMENTS

[73] Assignee: **Sunbeam Corporation**, Fort Lauderdale, Fla.

567292 2/1945 United Kingdom 297/452.63

[**] Term: **14 Years**

Primary Examiner—Janice E. Seeger
Attorney, Agent, or Firm—Michael J. Kline; Darren E. Wolf

[21] Appl. No.: **2,102**

[57] CLAIM

[22] Filed: **Nov. 30, 1992**

The ornamental design for panel for patio furniture, as shown and described.

Related U.S. Application Data

DESCRIPTION

[63] Continuation of Ser. No. 962,495, Oct. 15, 1992.

[52] U.S. Cl. **D6/502**

[58] Field of Search D6/491, 500-502,
D6/368, 370, 375; 297/218, 219.1, 452.63

FIG. 1 is a perspective view of a panel for patio furniture, showing my new design, with the edges wrapped in condition for use; the broken lines are for environmental purposes only and form no part of the claimed design;

[56] References Cited

U.S. PATENT DOCUMENTS

D. 172,858 8/1954 Yellen D6/375
3,174,741 3/1965 Wolff 297/452.63 X
3,590,901 7/1971 Dubinsky 297/452.63 X
3,751,110 8/1973 Shaw 297/452.63

FIG. 2 is a front elevational view of the panel;

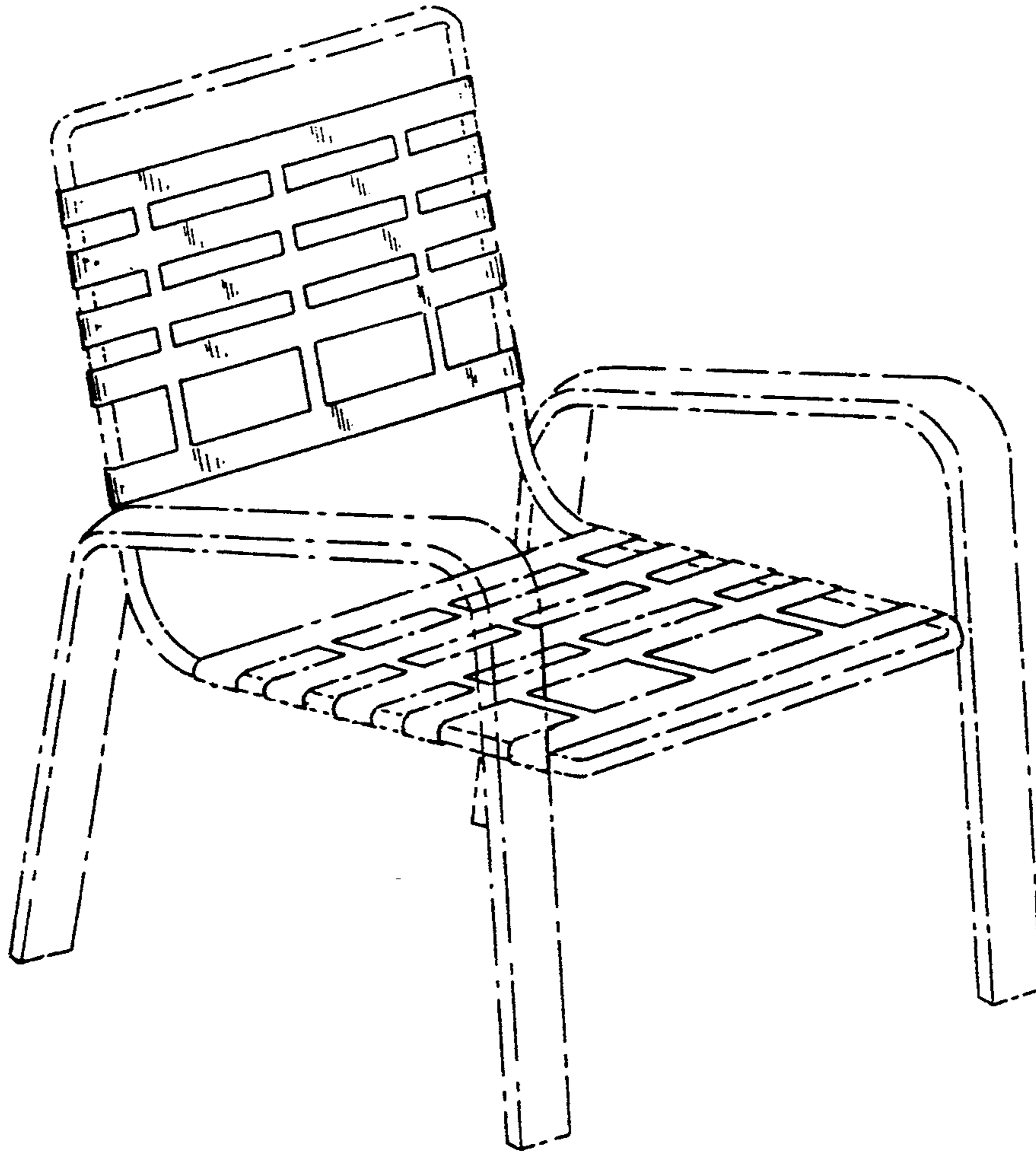
FIG. 3 is a rear elevational view of the panel;

FIG. 4 is a top plan view of the panel;

FIG. 5 is a bottom plan view of the panel;

FIG. 6 is a left side elevational view of the panel; and,

FIG. 7 is a right side elevational view of the panel.



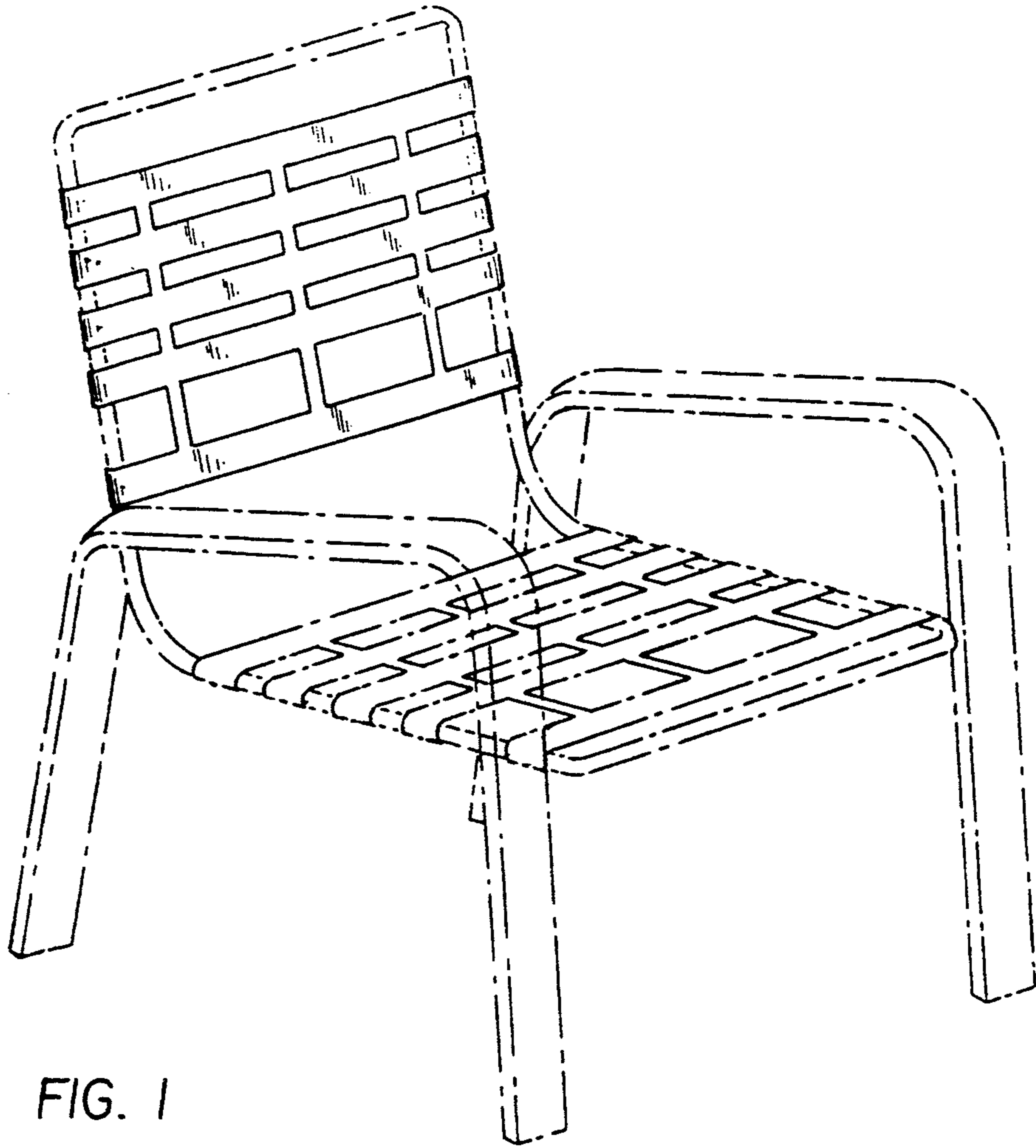


FIG. 1




FIG. 2

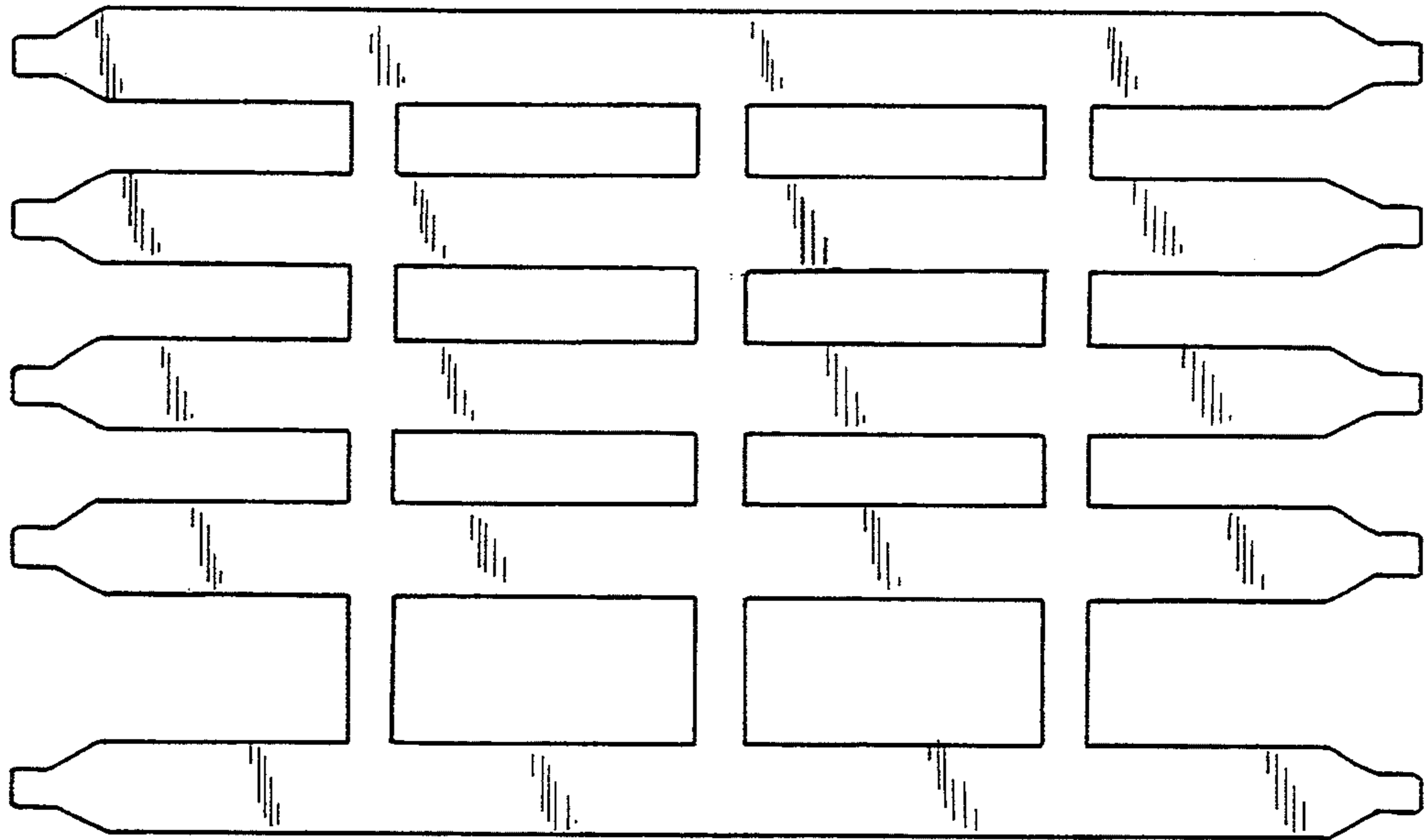


FIG. 3



FIG. 4



FIG. 5



FIG. 6



FIG. 7