



US00D355794S

United States Patent [19]

[11] Patent Number: **Des. 355,794**

Wenzel-Murphy et al.

[45] Date of Patent: **** Feb. 28, 1995**

[54] **CONICAL DISPLAY**

[75] Inventors: **Karen Wenzel-Murphy, Yardley, pa.; Stan Kao, Bloomfield, N.J.**

[73] Assignee: **Kinney Shoe Corporation, New York, N.Y.**

[**] Term: **14 Years**

[21] Appl. No.: **1,582**

[22] Filed: **Nov. 17, 1992**

[52] U.S. Cl. **D6/455**

[58] Field of Search **D6/449, 450, 455, 458, D6/459, 457, 460, 461, 462, 464-470, 474-480, 410-415, 407, 419**

- D. 220,046 3/1971 Pascarella D6/458
- D. 222,567 11/1971 Cohen D6/458 X
- D. 236,923 9/1973 Kinzie D6/459
- D. 243,646 3/1977 Nolan D6/457
- D. 256,530 8/1980 Johnson D6/470 X
- D. 276,287 11/1984 Sturaz et al. D6/455 X
- D. 278,009 3/1985 Lindstrom D6/455
- D. 278,390 1/1989 Van Cleave D6/436
- D. 316,639 5/1991 Adler D6/486 X

Primary Examiner—Alan P. Douglas
Assistant Examiner—S. Snapp
Attorney, Agent, or Firm—Kenyon & Kenyon

[57] **CLAIM**

The ornamental design for a conical display, as shown and described.

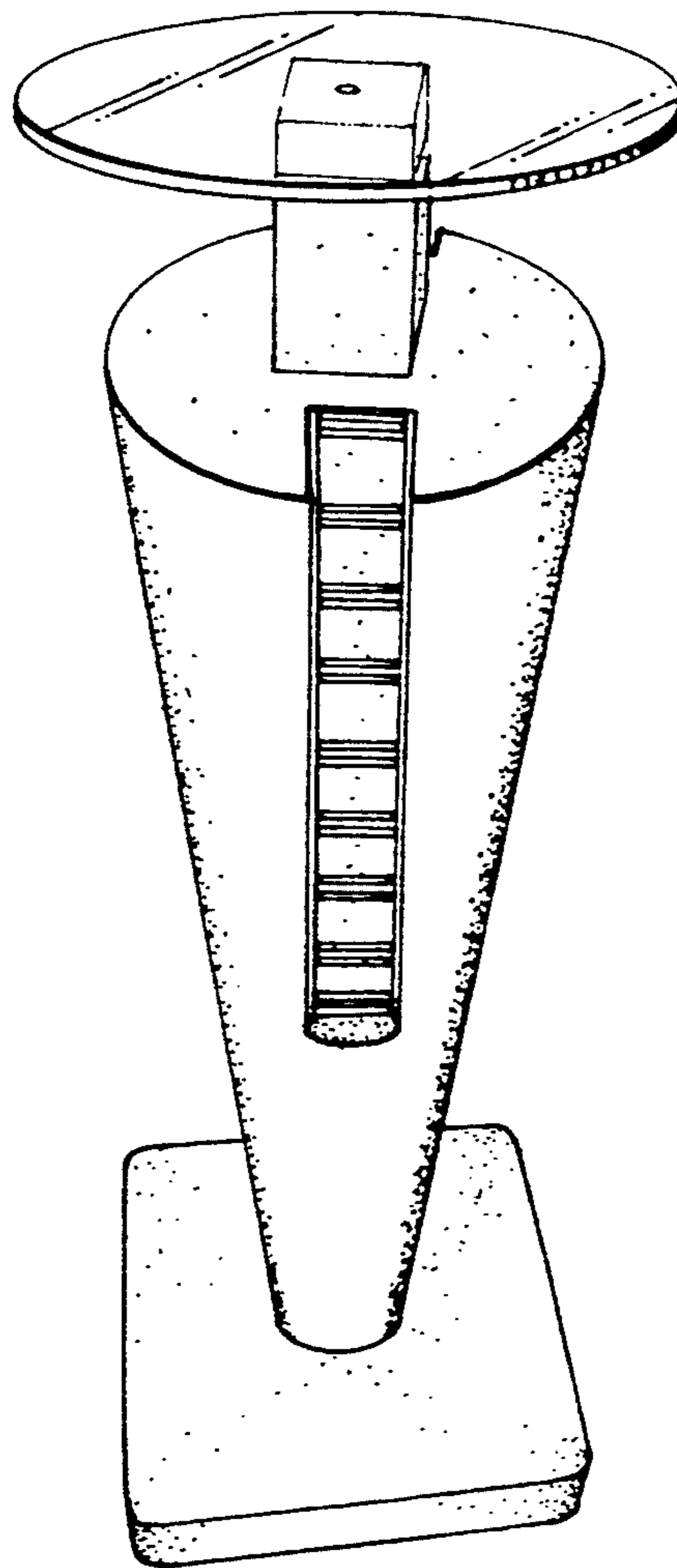
[56] **References Cited**

U.S. PATENT DOCUMENTS

- D. 35,394 12/1901 Seaman D6/460
- D. 105,149 6/1937 Stroock D6/411
- D. 134,391 11/1942 Waltman D6/455
- D. 134,392 11/1942 Waltman D6/455
- D. 183,991 11/1958 McCartan D6/461 X
- D. 194,415 1/1963 Barroero D6/461

DESCRIPTION

FIG. 1 is a front perspective view of a conical display showing our new design;
FIG. 2 is a side view of a conical display showing our new design; and,
FIG. 3 is a crosssectional view of a conical display showing our new design taken along line 3—3 of FIG. 2.



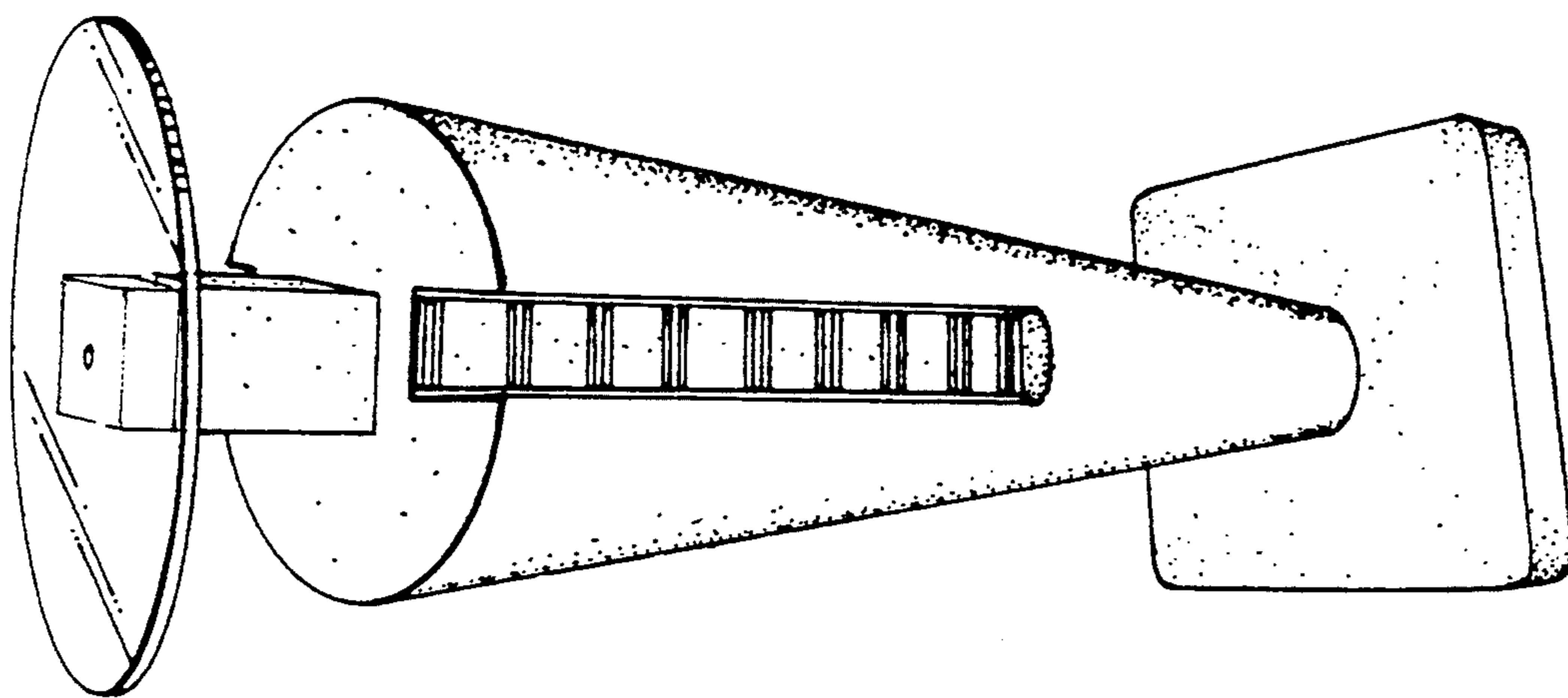


FIG. 1

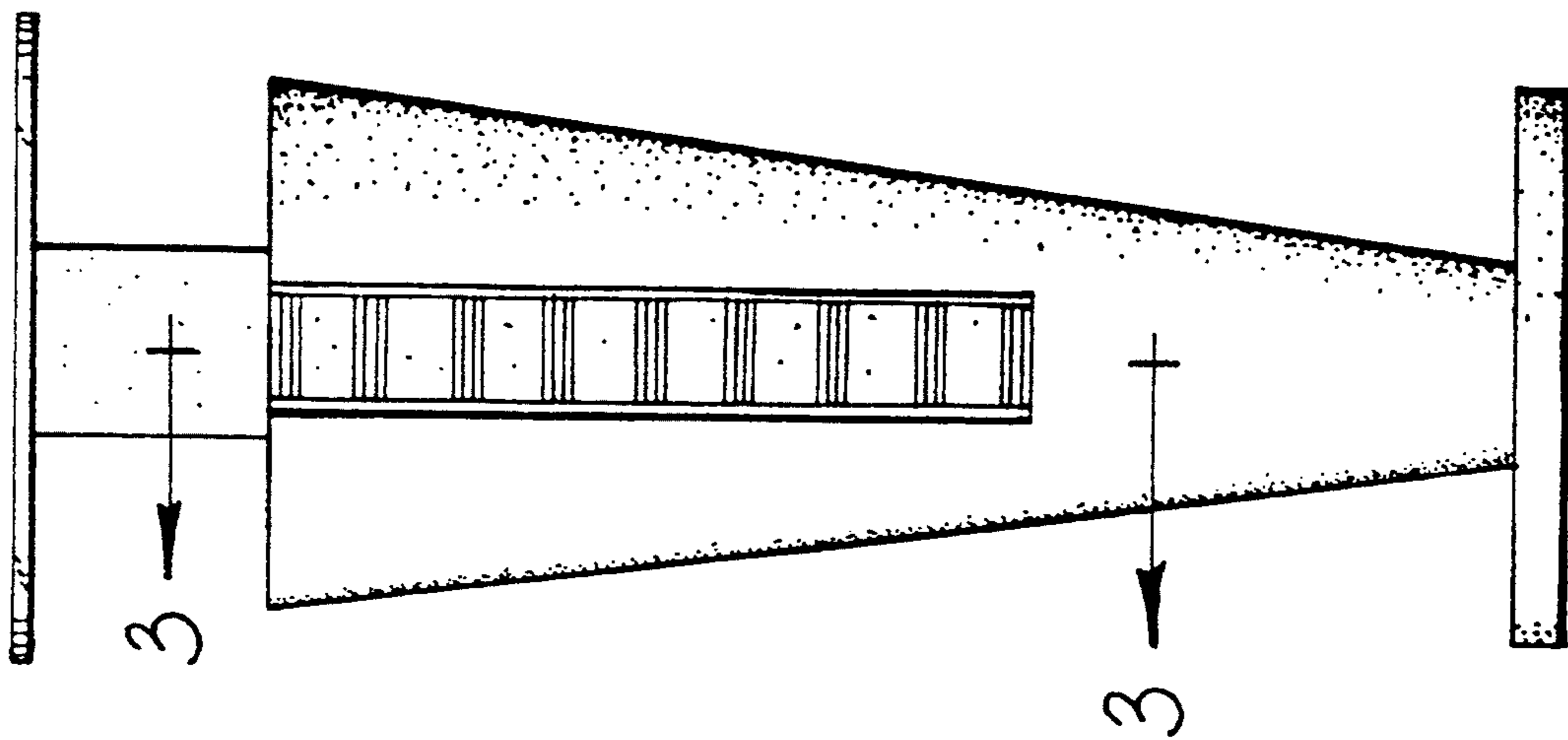


FIG. 2

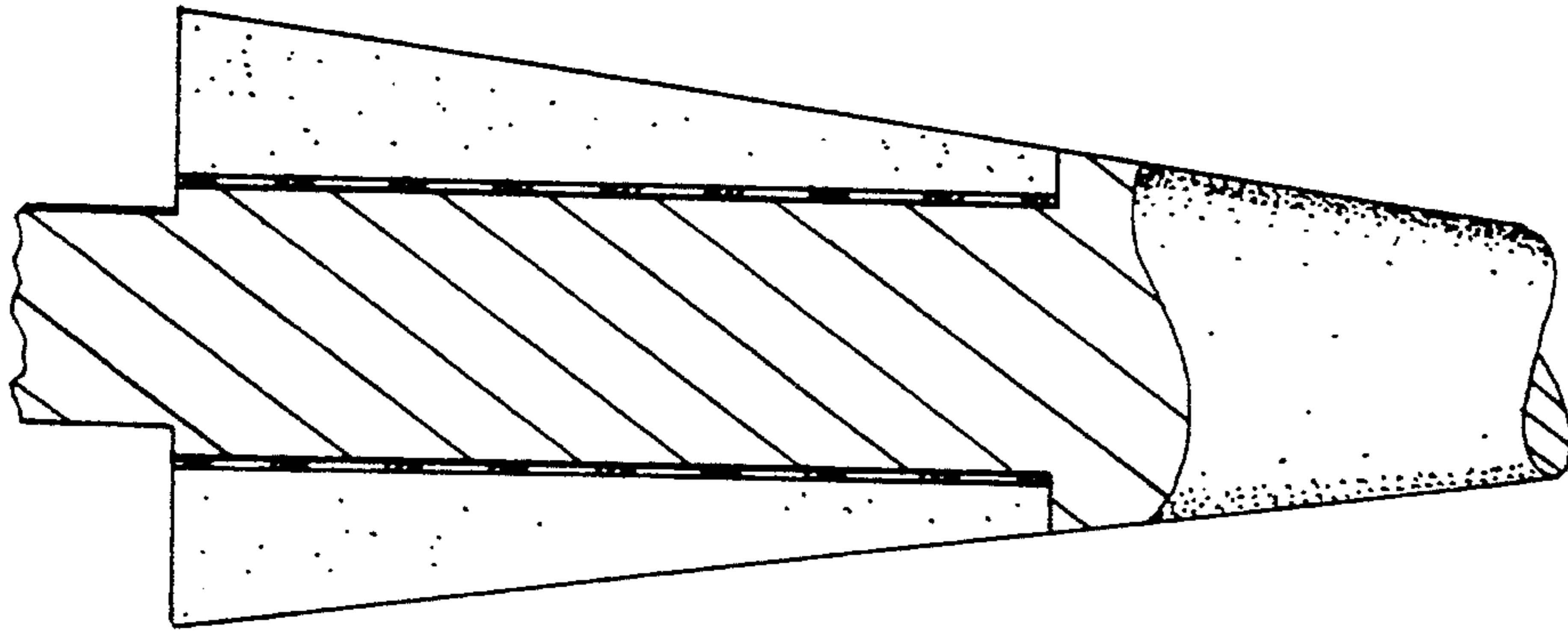


FIG. 3