



US00D355791S

United States Patent [19]

[11] Patent Number: **Des. 355,791**

Briley

[45] Date of Patent: **** Feb. 28, 1995**

[54] **REMOTE CONTROL HOLDER**

[76] Inventor: **Lillian D. Briley**, 888 N. Grand Ave., NW., Atlanta, Ga. 30318

[**] Term: **14 Years**

[21] Appl. No.: **20,063**

[22] Filed: **Mar. 18, 1994**

D. 268,118	3/1983	Herr et al.	D19/92 X
D. 272,025	1/1984	Goutchat	D6/476
D. 307,445	4/1990	Greenhut et al.	D6/466 X
D. 311,028	10/1990	Evenson	D19/86 X
D. 313,820	1/1991	Wright	D19/86 X
D. 321,446	11/1991	Liptak	D6/475
D. 325,933	5/1992	Torgison	D19/78
D. 337,016	7/1993	Fortescue	D19/78 X
3,055,510	9/1962	Coates	D6/466 X
4,936,470	6/1990	Prindle	D6/467 X

Related U.S. Application Data

[63] Continuation-in-part of Ser. No. 15,470, Nov. 18, 1993.

[52] U.S. Cl. **D6/449**

[58] Field of Search D6/449, 450, 451, 466, D6/467, 476; D19/75, 78, 86, 92, 34.2, 34.1

References Cited

U.S. PATENT DOCUMENTS

D. 137,162	2/1944	Gerson	D19/34.2
D. 169,657	5/1953	Cravey	D19/34.2
D. 192,277	2/1962	Meyer	D19/78
D. 227,510	6/1973	Pisciotta	D19/78
D. 258,066	1/1981	DeGregorio	D19/92 X
D. 261,902	11/1981	Oakley	D19/78
D. 267,808	2/1983	Russo	D19/78

Primary Examiner—Alan P. Douglas

Assistant Examiner—S. Snapp

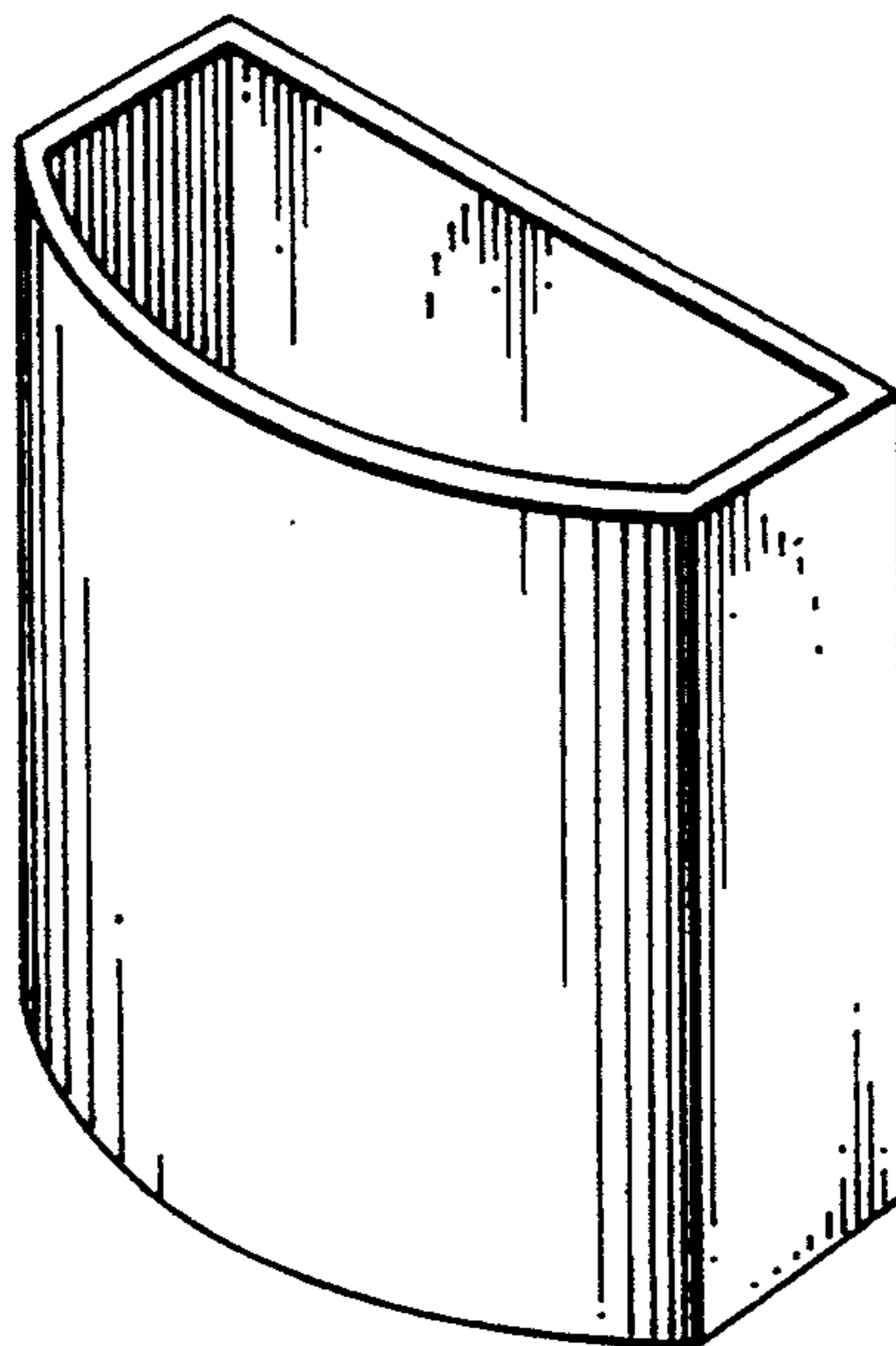
Attorney, Agent, or Firm—James B. Middleton

[57] **CLAIM**

The ornamental design for a remote control holder, as shown and described.

DESCRIPTION

FIG. 1 is a perspective view of a remote control holder showing my new design; FIG. 2 is a top plan view thereof; FIG. 3 is a rear elevational view thereof; FIG. 4 is a right, side elevational view thereof, the left side being a mirror image thereof; and, FIG. 5 is a bottom plan view thereof.



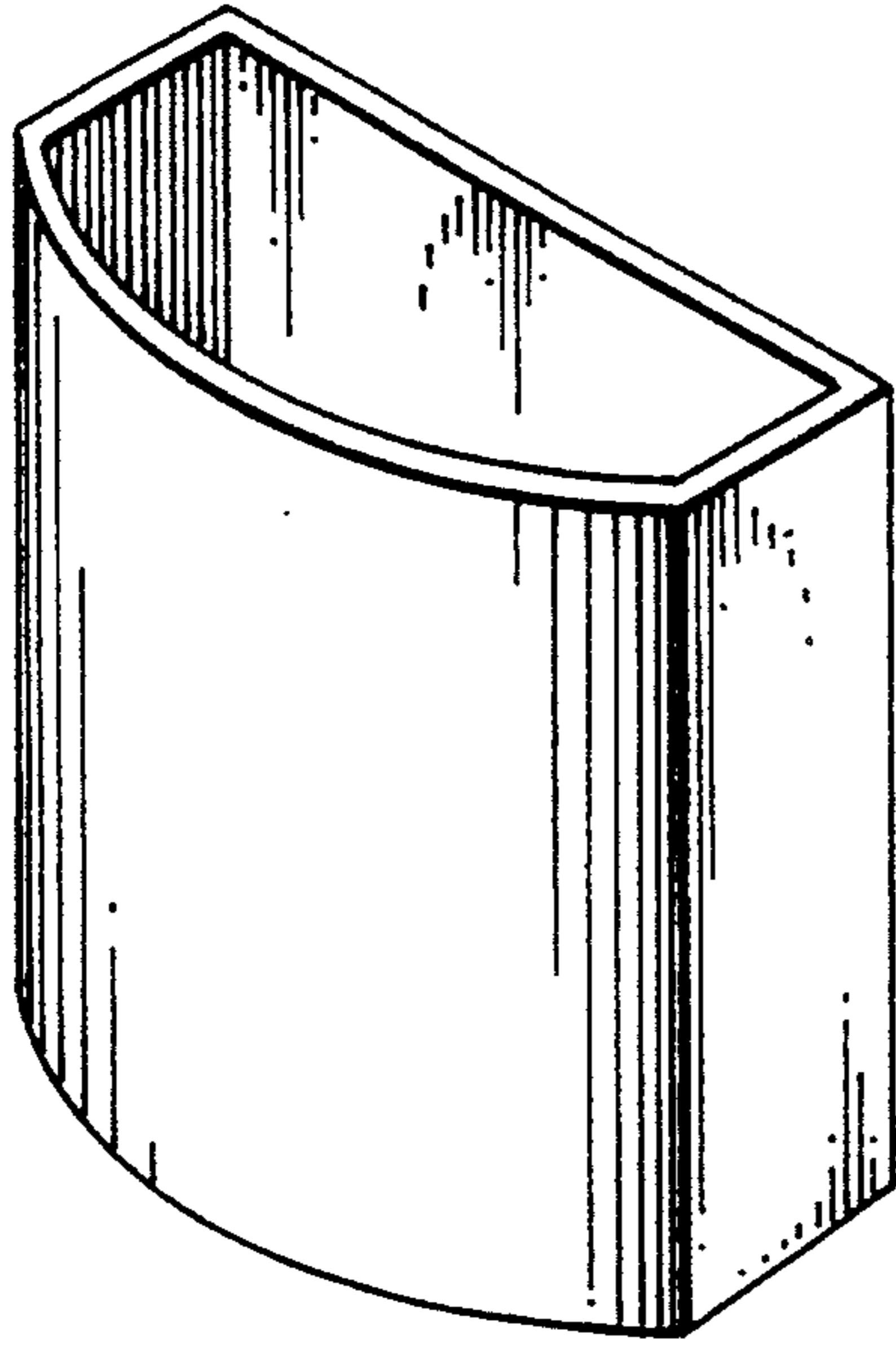


Fig. 1

Fig. 2

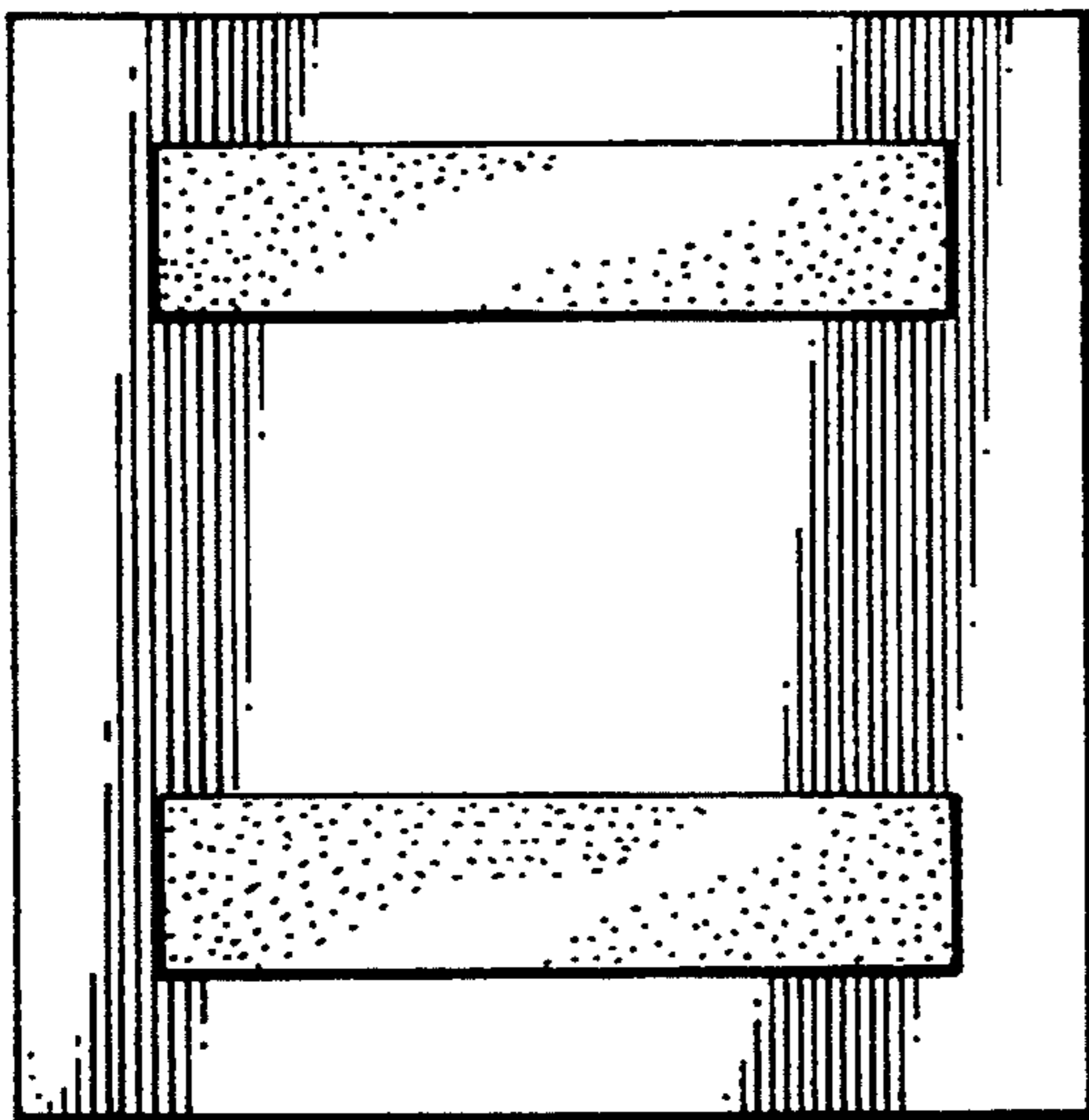
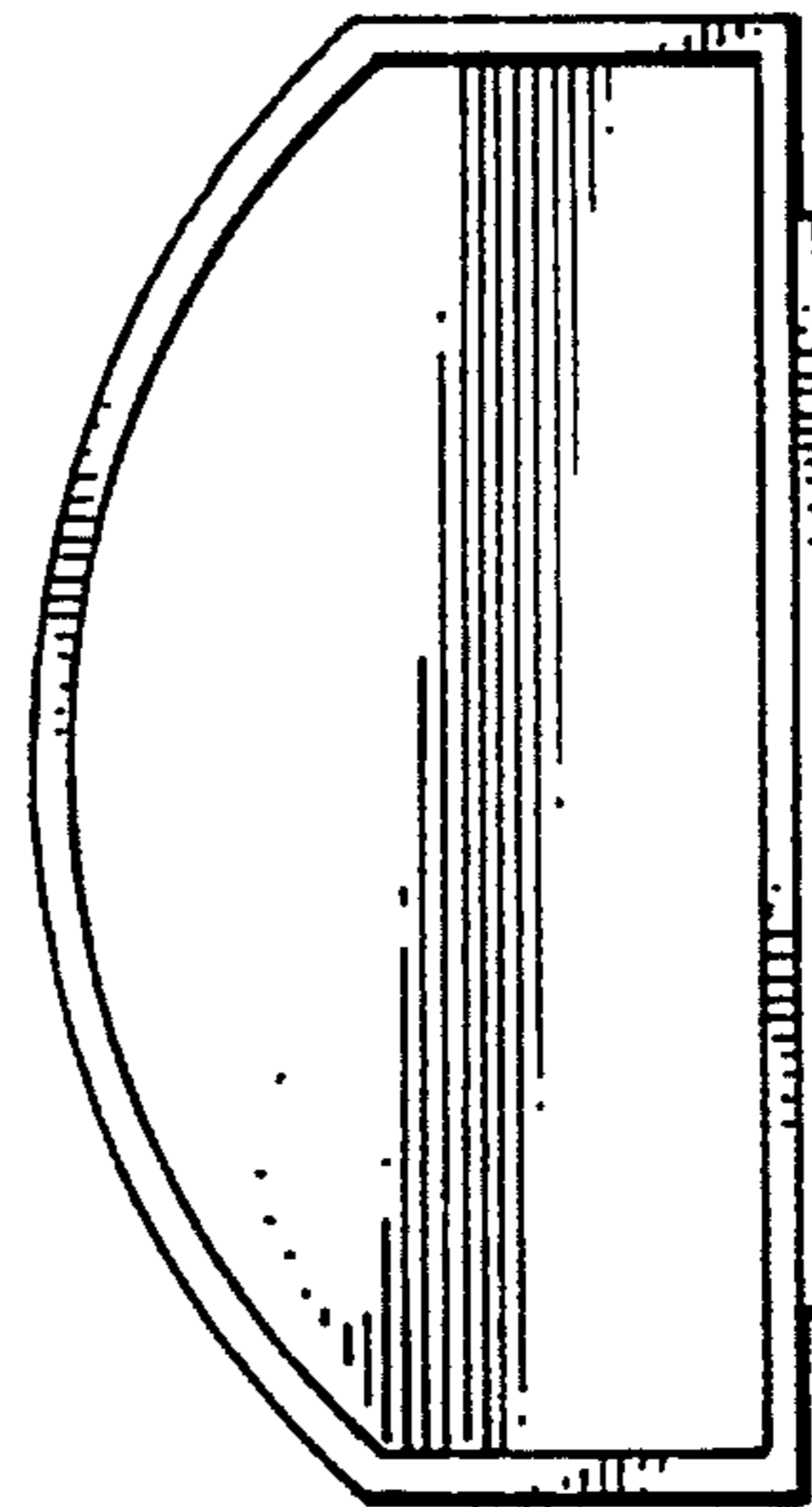


Fig. 3




Fig. 4

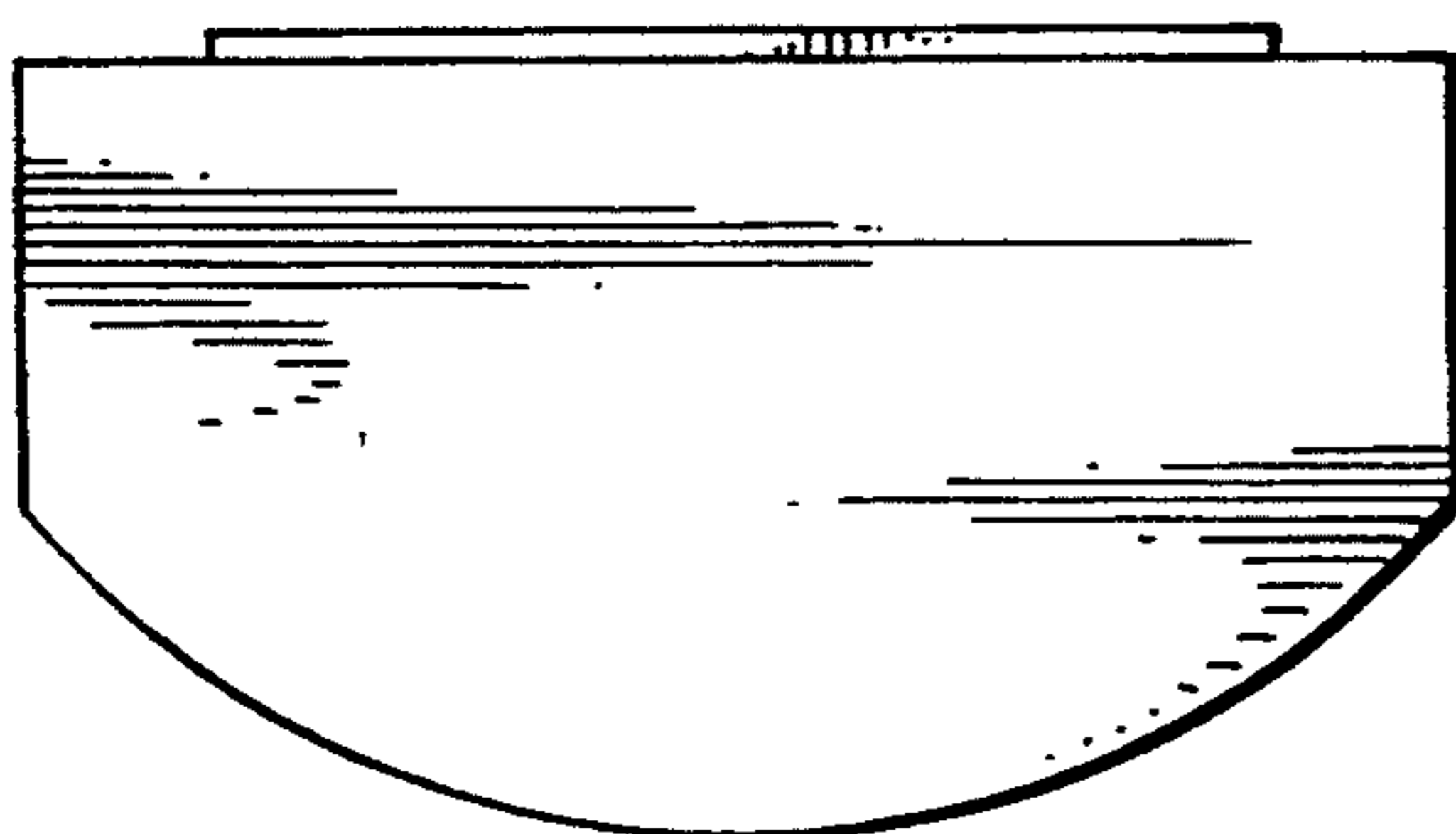


Fig. 5