



US00D355784S

United States Patent [19]

[11] Patent Number: **Des. 355,784**

Natuzzi et al.

[45] Date of Patent: **** Feb. 28, 1995**

[54] **SOFA**

[75] Inventors: **Pasquale Natuzzi, Santeramo In Colle; Arcangelo Scarati, Talsano, both of Italy**

[73] Assignee: **Industrie Natuzzi, Spa, Bari, Italy**

[**] Term: **14 Years**

[21] Appl. No.: **16,445**

[22] Filed: **Dec. 15, 1993**

[52] U.S. Cl. **D6/381**

[58] Field of Search **D6/334, 335, 364, 371, D6/373, 381, 500, 501, 502; 297/232**

[56] **References Cited**

PUBLICATIONS

- Abitare Identi Kit, sofa shown on p. 7. Interiors, Jun. 1990, p. 49, sofa shown.
- Natuzzi Model No. 183 Apr. 1987 at International Home Furnishings Market in High Point, N.C.
- Natuzzi Model No. 714 Oct. 1989 at International Home Furnishings Market in High Point, N.C.
- Natuzzi Model No. 719 Oct. 1989 at International Home Furnishings Market in High Point, N.C.
- Natuzzi Model No. 783 Oct. 1990 at International Home Furnishings Market in High Point, N.C.

- Natuzzi Model No. 806 Oct. 1990 at International Home Furnishings Market in High Point, N.C.
- Natuzzi Model No. 817 Oct. 1990 at International Home Furnishings Market in High Point, N.C.
- Natuzzi Model No. 824 Oct. 1990 at International Home Furnishings Market in High Point, N.C.
- Natuzzi; Model No. 854 Apr. 1991 at International Home Furnishings Market in High Point, N.C.
- Natuzzi Model No. 872 Oct. 1991 at International Home Furnishings Market in High Point, N.C.
- Natuzzi Model No. 910 Apr. 1992 at International Home Furnishings Market in High Point, N.C.

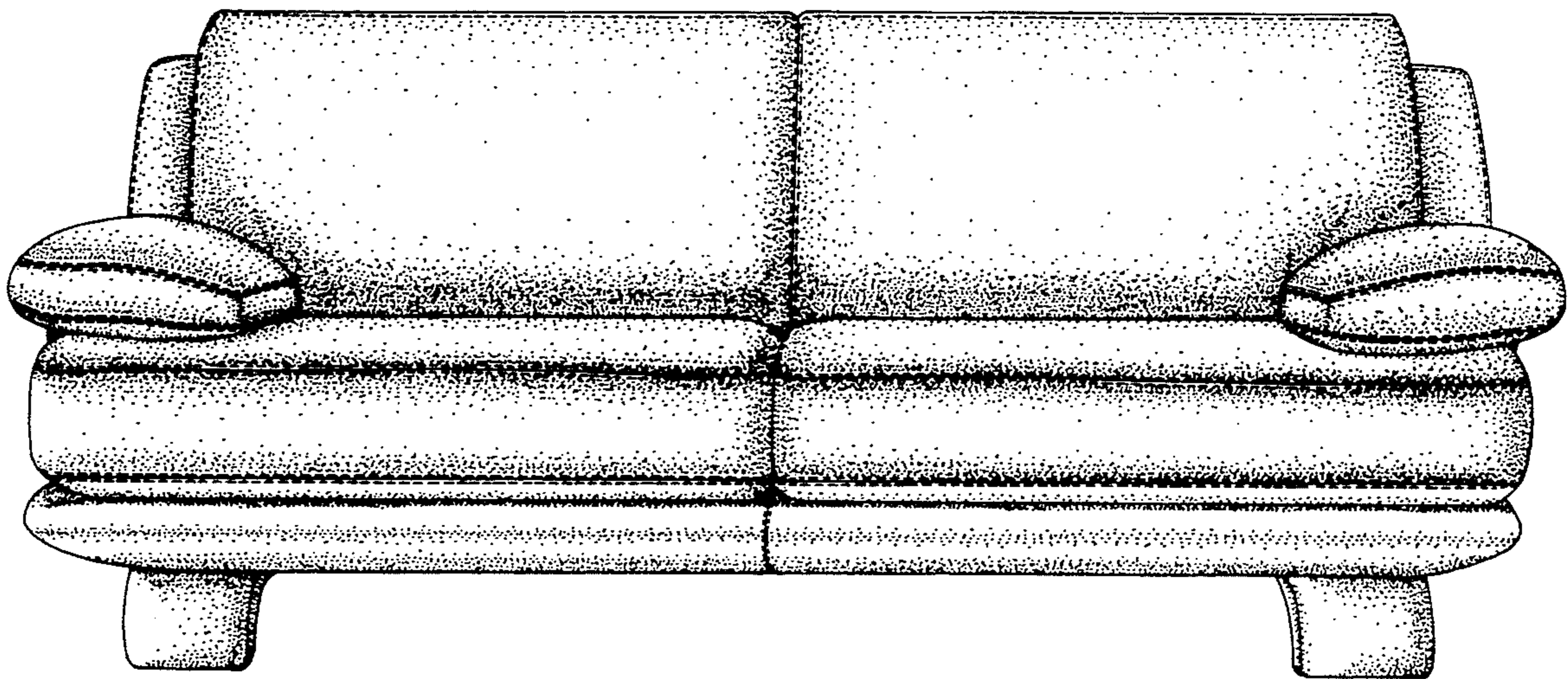
Primary Examiner—Alan P. Douglas
Assistant Examiner—Gary D. Watson
Attorney, Agent, or Firm—Bell, Seltzer, Park & Gibson

[57] **CLAIM**

The ornamental design for a sofa, as shown and described.

DESCRIPTION

FIG. 1 is a perspective view of a sofa showing our new design;
 FIG. 2 is a front elevational view;
 FIG. 3 is a top plan view;
 FIG. 4 is a right side elevational view, and the left side elevational view being a mirror image thereof; and,
 FIG. 5 is a rear elevational view.






Fig. 1

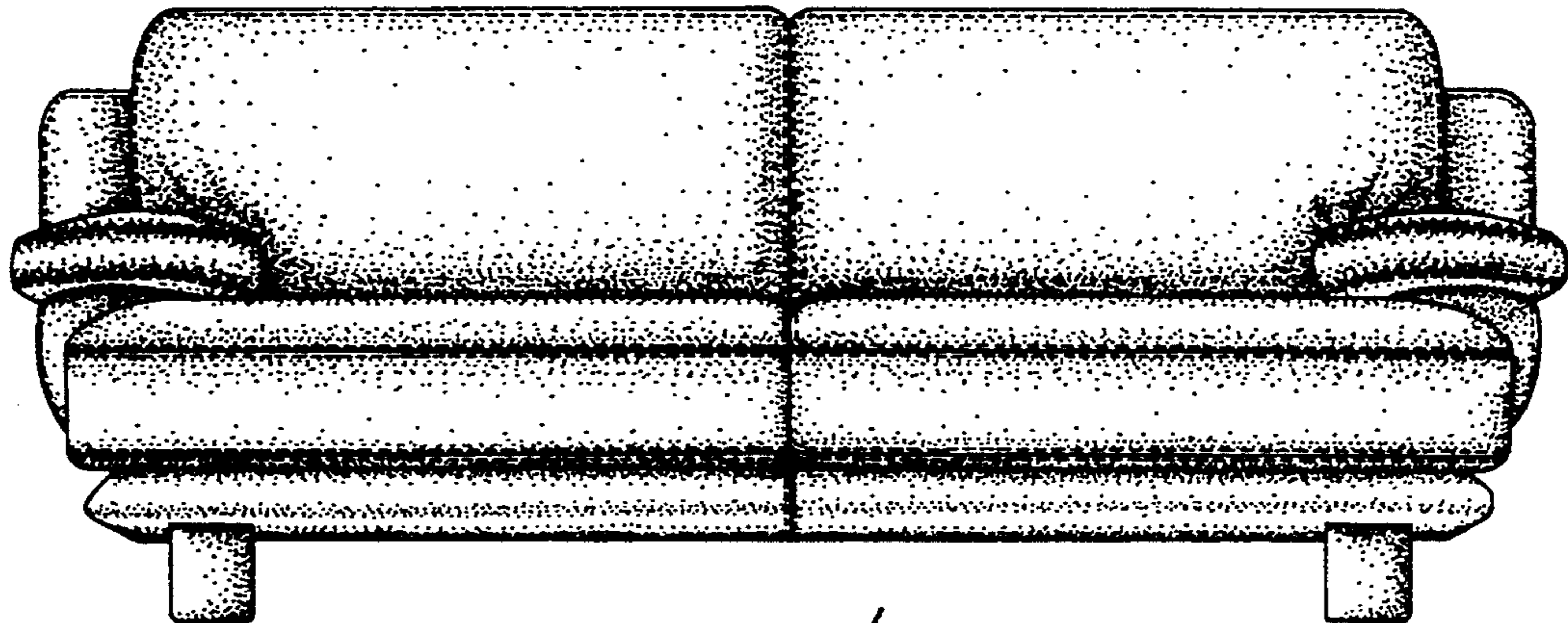


FIG-2




FIG-3




FIG-4




FIG-5