



US00D355782S

United States Patent [19]

[11] Patent Number: **Des. 355,782**

Weiss

[45] Date of Patent: **** Feb. 28, 1995**

[54] PATIO LOVESEAT

[76] Inventor: **Jeffrey A. Weiss**, 222 Hemlock Dr., McMurray, Pa. 15317

[*] Notice: The portion of the term of this patent subsequent to Jan. 18, 2008 has been disclaimed.

[**] Term: **14 Years**

[21] Appl. No.: **367**

[22] Filed: **Oct. 13, 1992**

[52] U.S. Cl. **D6/376; D6/381**

[58] Field of Search **D6/334, 358, 359, 370, D6/374, 375, 376, 379, 380, 381, 500, 501, 502; 297/411.43, 232**

[56] References Cited

U.S. PATENT DOCUMENTS

D. 78,737	6/1929	Ekvall	D6/374
D. 179,442	12/1956	Collins	D6/374
D. 333,045	2/1993	Hess et al.	D6/376
D. 343,304	1/1994	Weiss	D6/376

OTHER PUBLICATIONS

Molla, Jan. 19, 1951, p. 7, chair #DCA/14 at top right.


Primary Examiner—Alan P. Douglas
Assistant Examiner—Gary D. Watson
Attorney, Agent, or Firm—Arnold B. Silverman

[57] CLAIM

The ornamental design for a patio loveseat, as shown and described.

DESCRIPTION

FIG. 1 is a perspective view of the patio loveseat of the present invention;
 FIG. 2 is a front elevational view of the patio loveseat of FIG. 1;
 FIG. 3 is a rear elevational view of the patio loveseat of FIG. 1;
 FIG. 4 is a top plan view of the patio loveseat of FIG. 1;
 FIG. 5 is a bottom plan view of the patio loveseat of FIG. 1;
 FIG. 6 is a right side elevational view of the patio loveseat of FIG. 1; and,
 FIG. 7 is a left side elevational view of the patio loveseat of FIG. 1.






FIG. 1




FIG. 2




FIG. 3

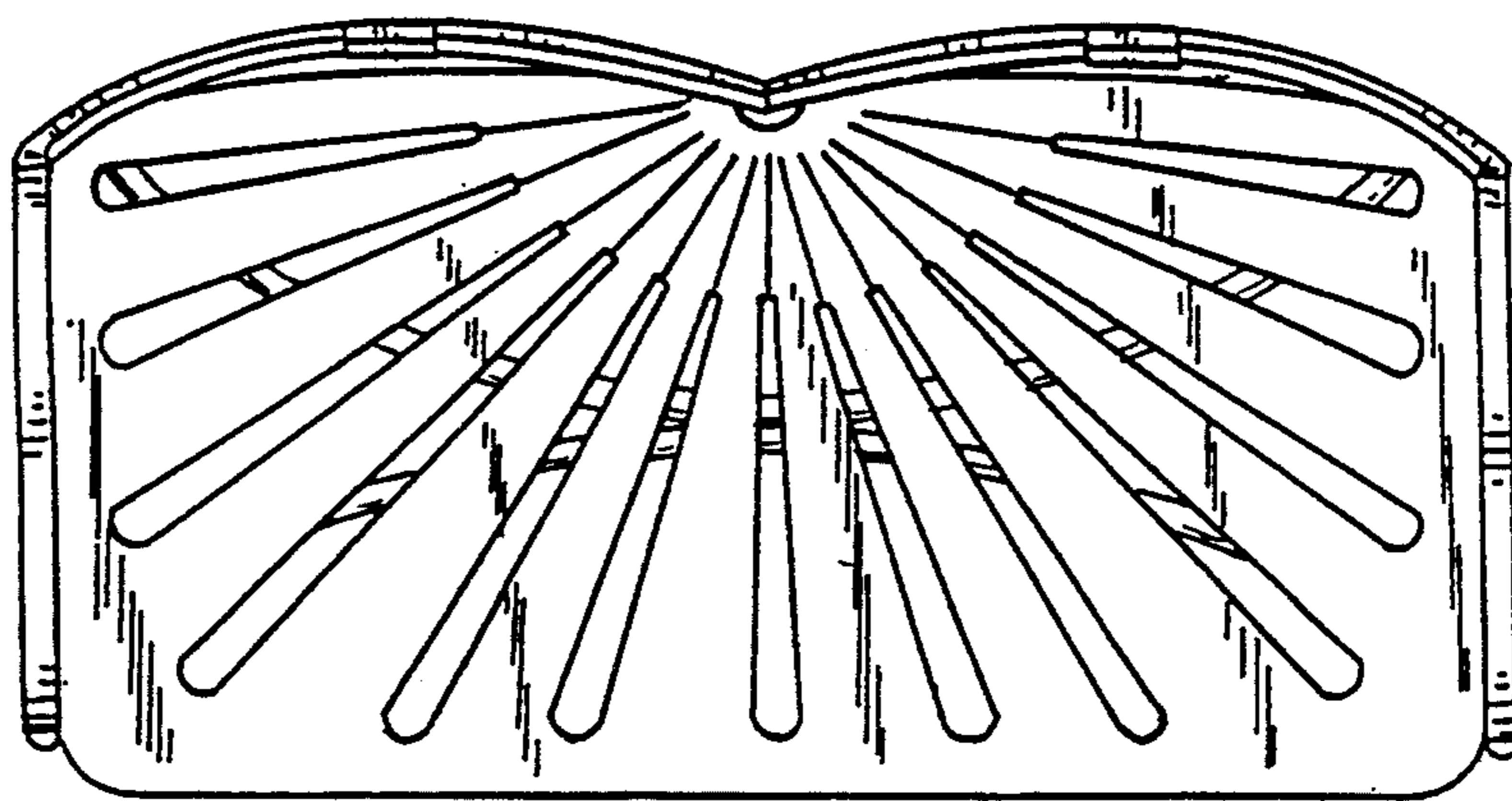


FIG. 4

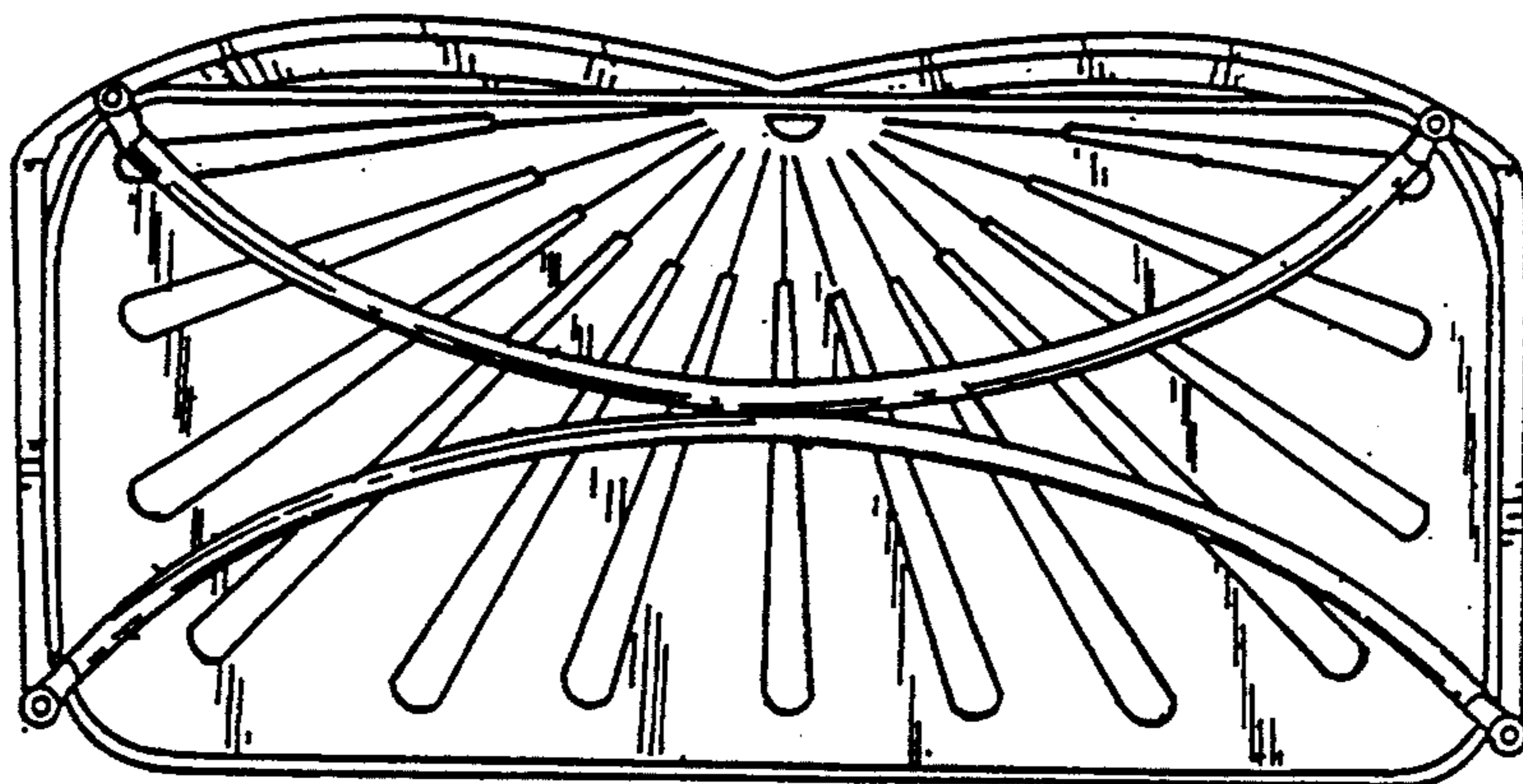


FIG. 5

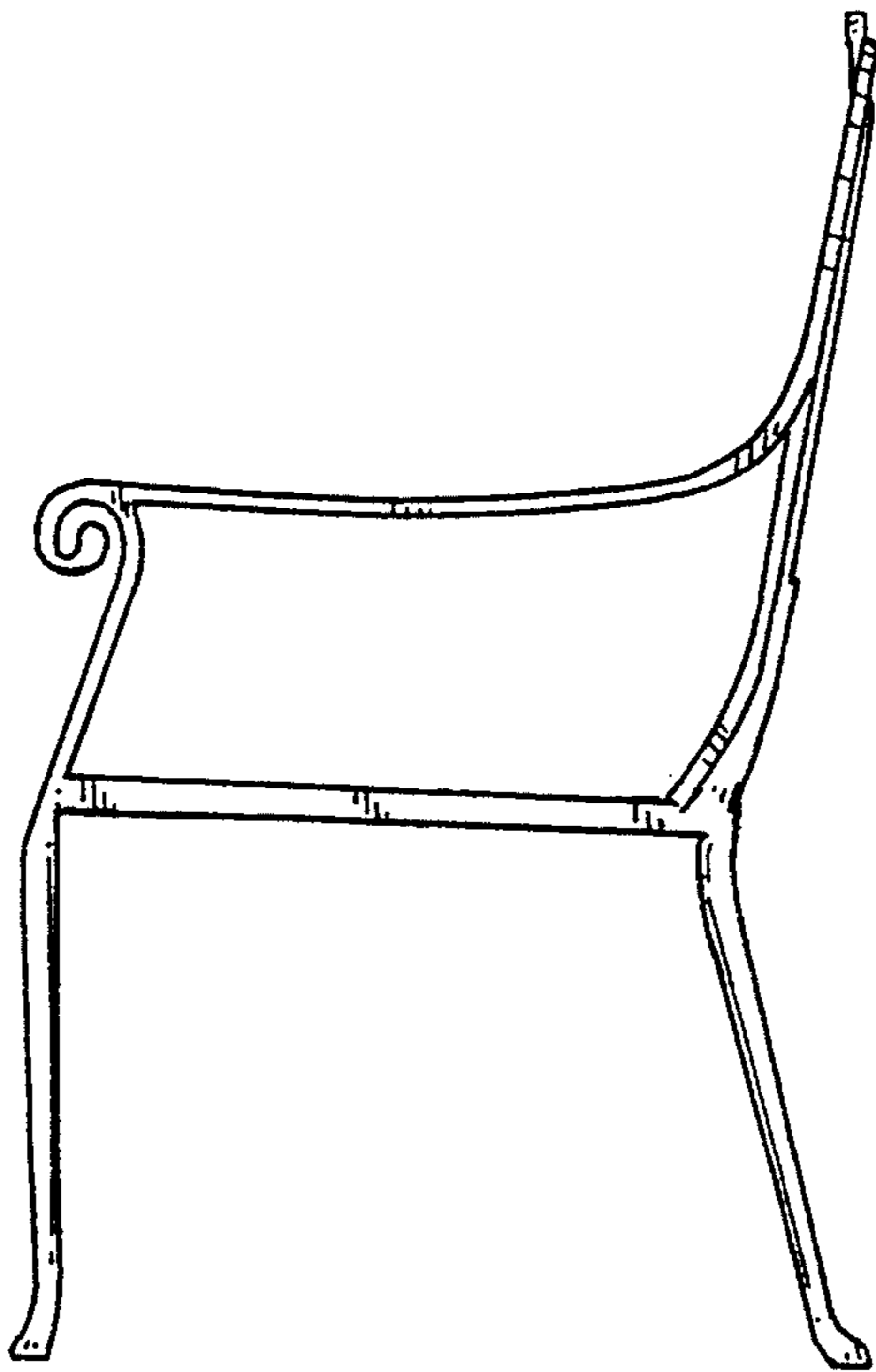


FIG. 6




FIG. 7