



US00D355776S

United States Patent [19]
Good

[11] **Patent Number: Des. 355,776**

[45] **Date of Patent: ** Feb. 28, 1995**

[54] **STOOL**

[76] **Inventor: Glendon R. Good, 2000 Second St., Berkeley, Calif. 94710**

[**] **Term: 14 Years**

[21] **Appl. No.: 10,165**

[22] **Filed: Jul. 1, 1993**

[52] **U.S. Cl. D6/349; D6/489**

[58] **Field of Search D6/334, 349, 339, 351-355, D6/487, 489, 363; 297/461, 462**

[56] **References Cited**

U.S. PATENT DOCUMENTS

D. 136,719	11/1943	Crandall	D6/349
D. 168,001	10/1952	Sachs	D6/349
D. 178,425	7/1956	Pollard	D6/349
D. 182,024	2/1958	Greenberg	D6/349
D. 237,336	10/1975	Loscalzo	D6/489 X
D. 244,107	4/1977	Zola	D6/32
D. 279,731	7/1985	Ferdinand	D6/352

D. 285,872	9/1986	Massonnet	D6/352
D. 296,733	7/1988	Spaanderman	D6/352
3,414,323	12/1968	Mitchum	297/461

OTHER PUBLICATIONS

B. I. Furniture, p. 28, Item #D-Stool.
Sears-Fall/Winter 1978, p. 1210, Item #BB Stool.
Sears, Fall/Winter 1978, p. 1209, Item #14, bottom right corner, Stool.

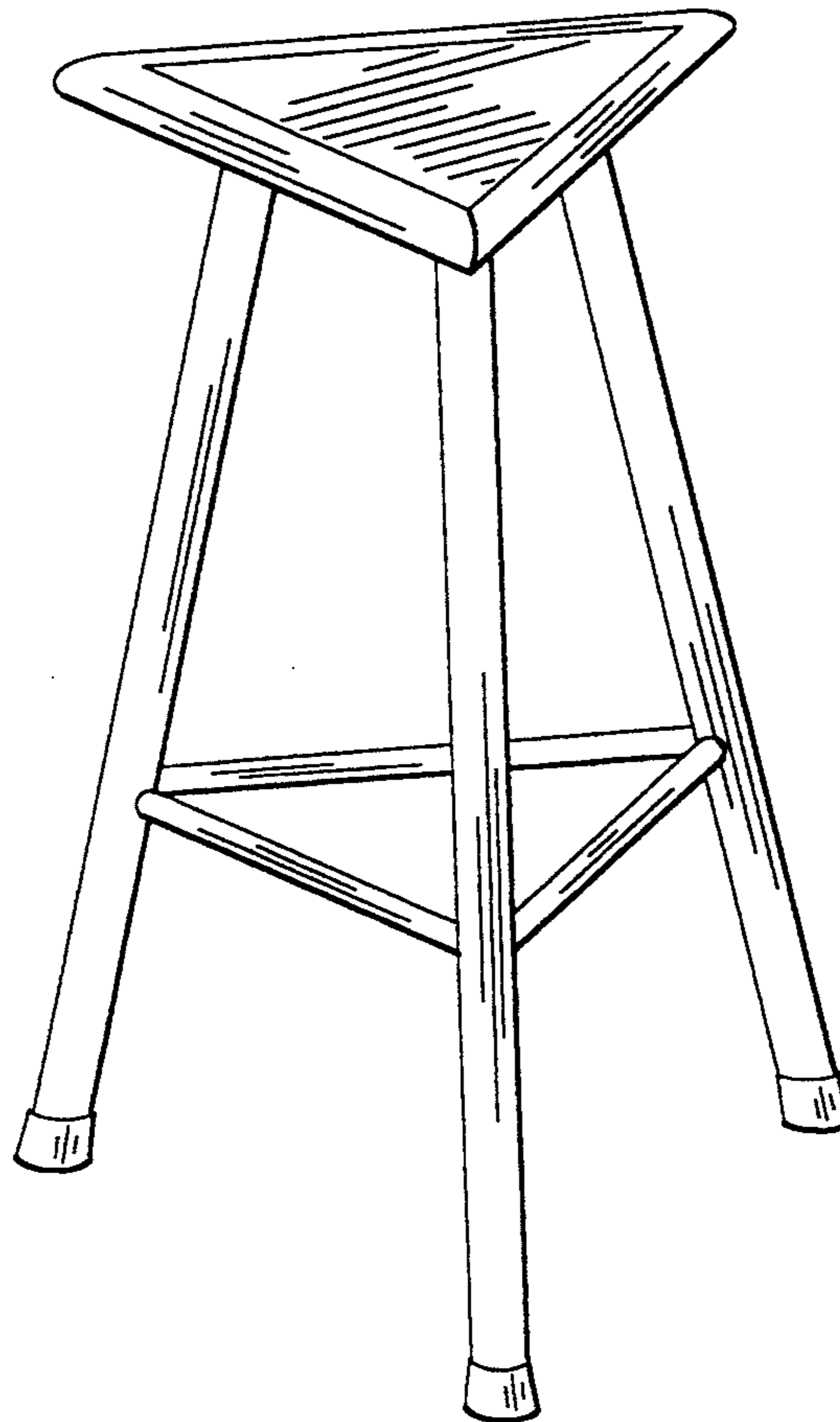
Primary Examiner—Janice E. Seeger

[57] **CLAIM**

The ornamental design for a stool, as shown.

DESCRIPTION

FIG. 1 is a perspective view of a stool showing my new design;
FIG. 2 is a top plan view thereof;
FIG. 3 is a front elevational view thereof;
FIG. 4 is a side elevational view thereof; and,
FIG. 5 is a bottom plan view thereof.



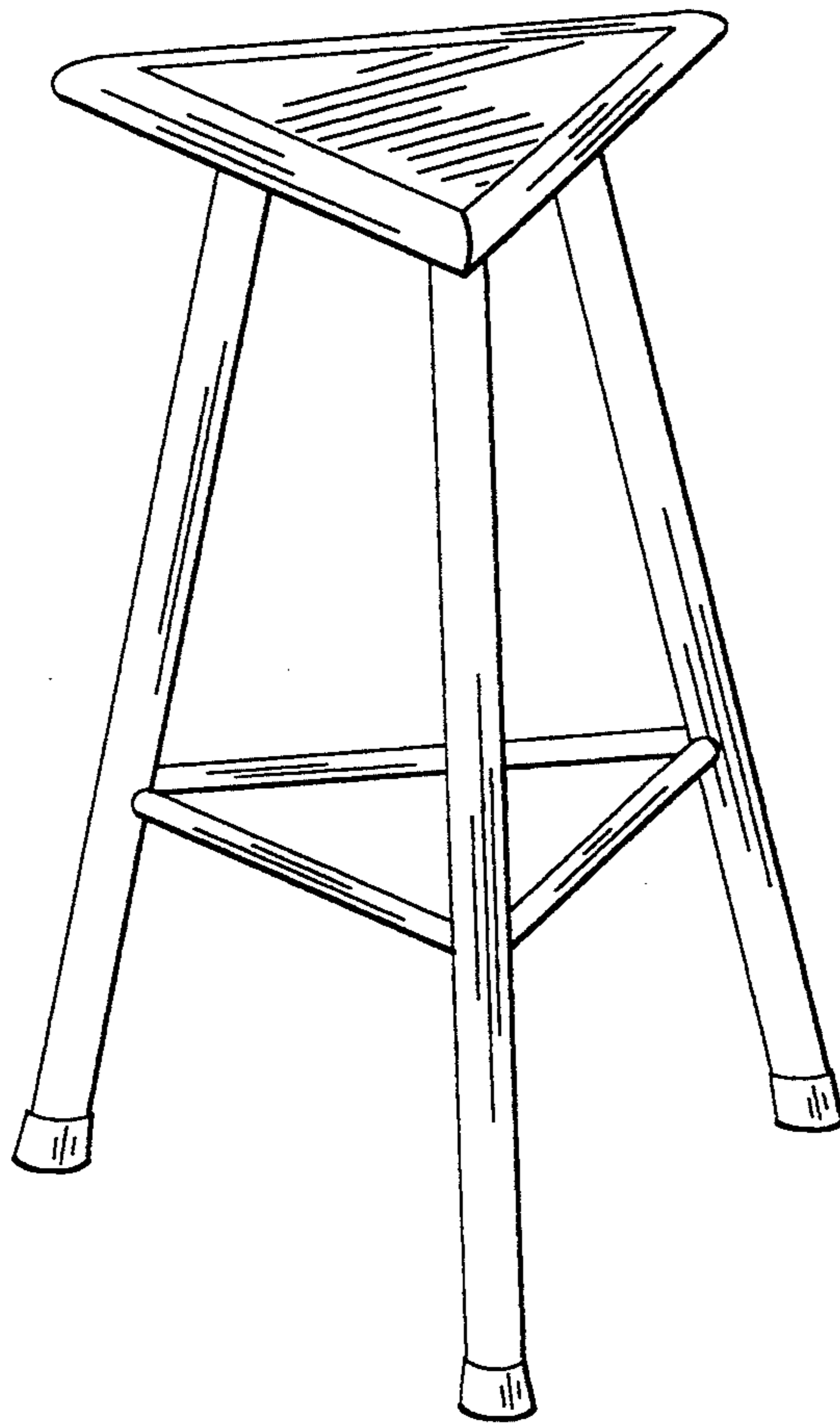


FIG. 1

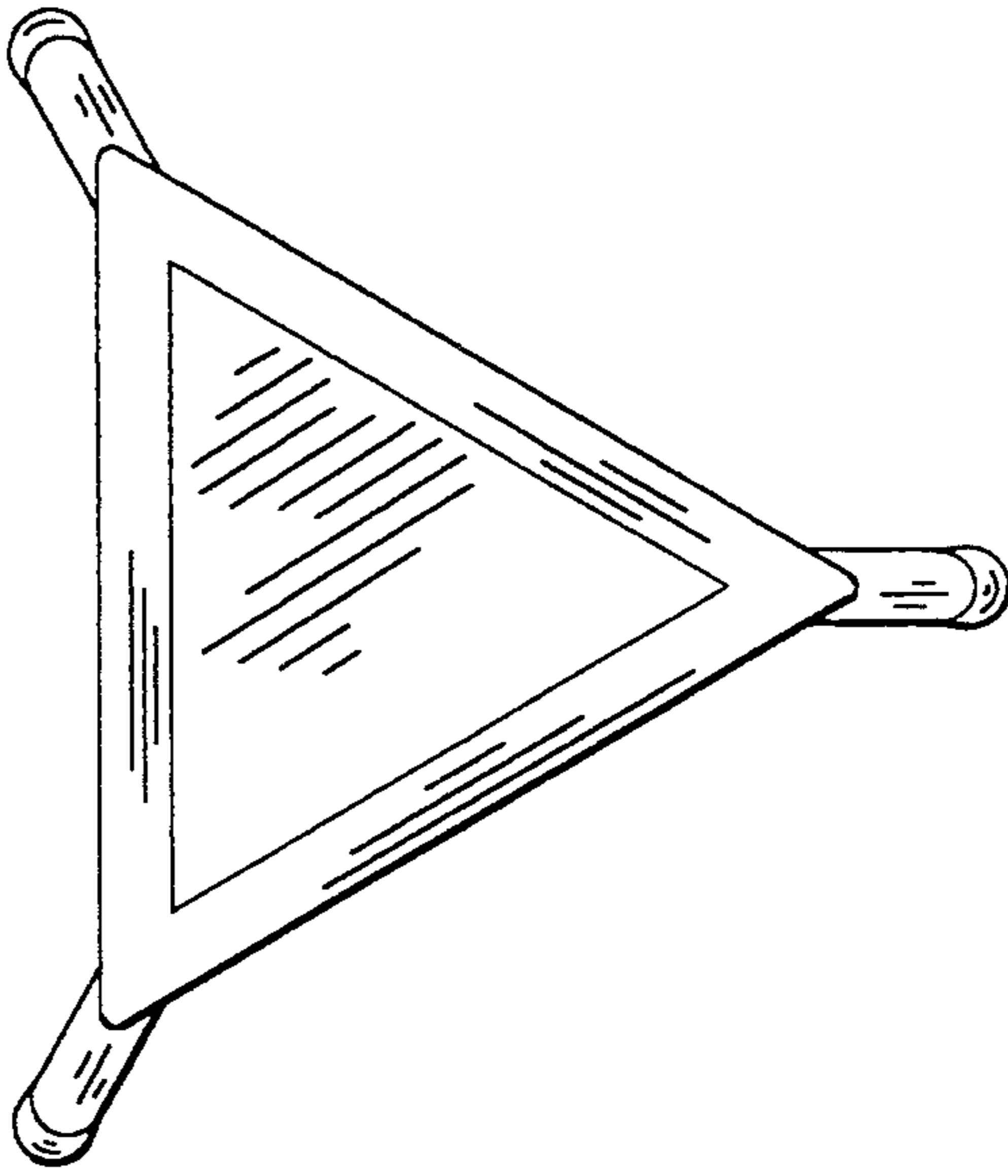


FIG. 2




FIG. 3




FIG. 4

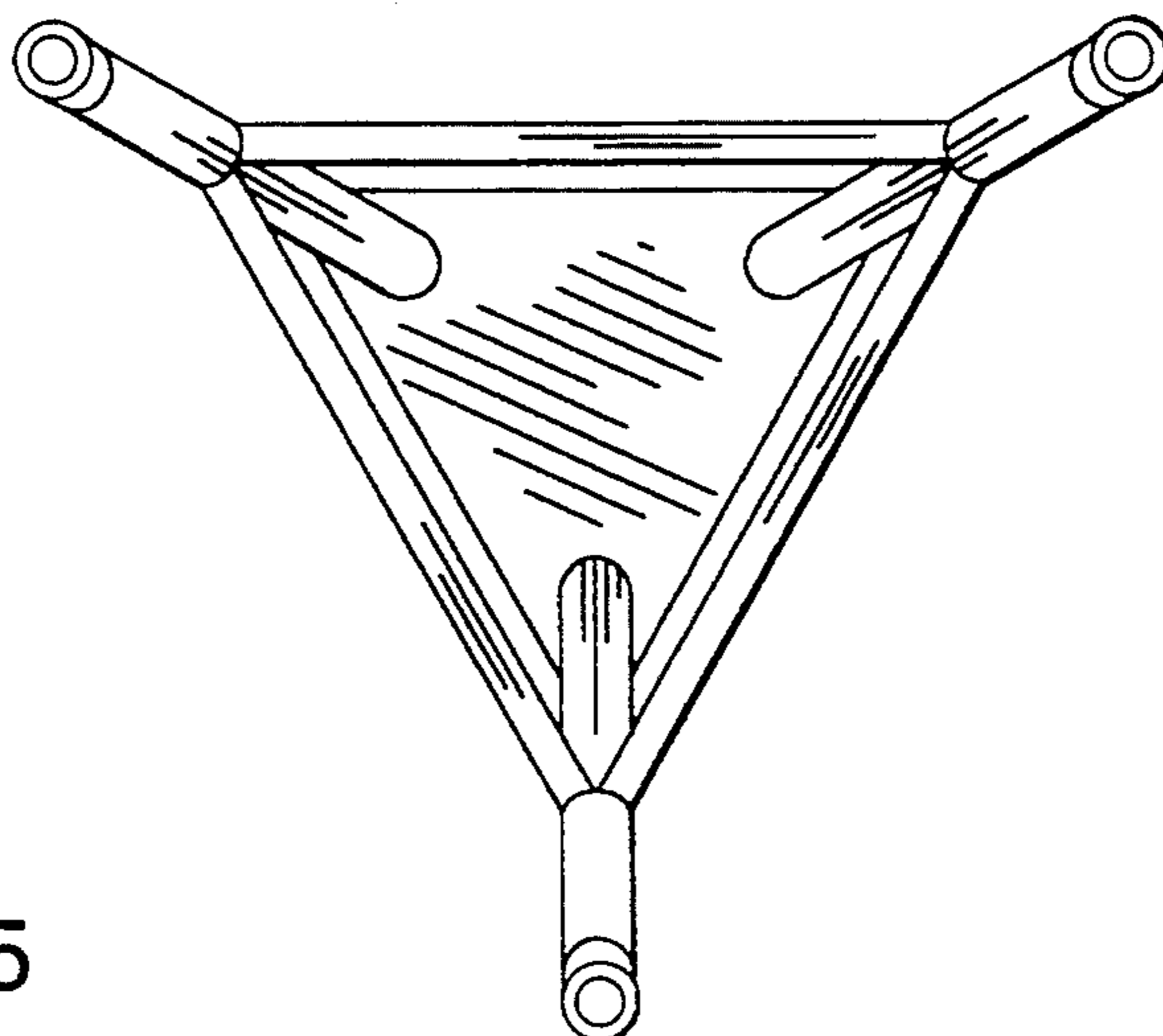


FIG. 5