



US00D355748S

United States Patent [19]

[11] Patent Number: **Des. 355,748**

Dancyger

[45] Date of Patent: **** Feb. 28, 1995**

[54] **COMBINED SUSPENDERS AND BACK SUPPORT**

5,176,131 1/1993 Votel et al. 2/310 X

[76] Inventor: **Michael Dancyger**, 811 W. 58th St.,
Los Angeles, Calif. 90037

Primary Examiner—Theodore M. Shooman
Assistant Examiner—Paula Mortimer
Attorney, Agent, or Firm—Andra M. Vaccaro

[*] Notice: The portion of the term of this patent
subsequent to May 26, 2007 has been
disclaimed.

[57] **CLAIM**

The ornamental design for the combined suspenders
and back support, as shown and described.

[**] Term: **14 Years**

DESCRIPTION

[21] Appl. No.: **742,949**

[22] Filed: **Aug. 9, 1991**

[52] U.S. Cl. **D2/626**

[58] Field of Search D29/11, 10; 128/95.1,
128/100.1; 2/2, 44, 309-311, 338, 305; 224/224,
222, 204, 211, 215, 216; D2/626; D3/100;
602/19

FIG. 1 is a front perspective view of a combined sus-
penders and back support showing my new design;
FIG. 2 is a perspective view of the combined suspend-
ers and back support showing the front, right side and
top;
FIG. 3 is a perspective view of the combined suspend-
ers and back support showing the rear, left side and
bottom;
FIG. 4 is a rear elevational view in an open position, the
suspender portions being shown partially broken away
for ease of illustration; and,
FIG. 5 is a front elevational view thereof.

[56] **References Cited**

U.S. PATENT DOCUMENTS

- 1,983,636 12/1934 Palkens D2/626 X
- 2,800,902 7/1957 Wiltout D2/62 X
- 3,258,182 6/1966 McDonald D2/626 X
- 3,554,190 1/1977 Kaplan 602/19

The broken line showing of the human form in FIG. 1
is for illustrative purposes only and forms no part of the
claimed design.





FIG. 1

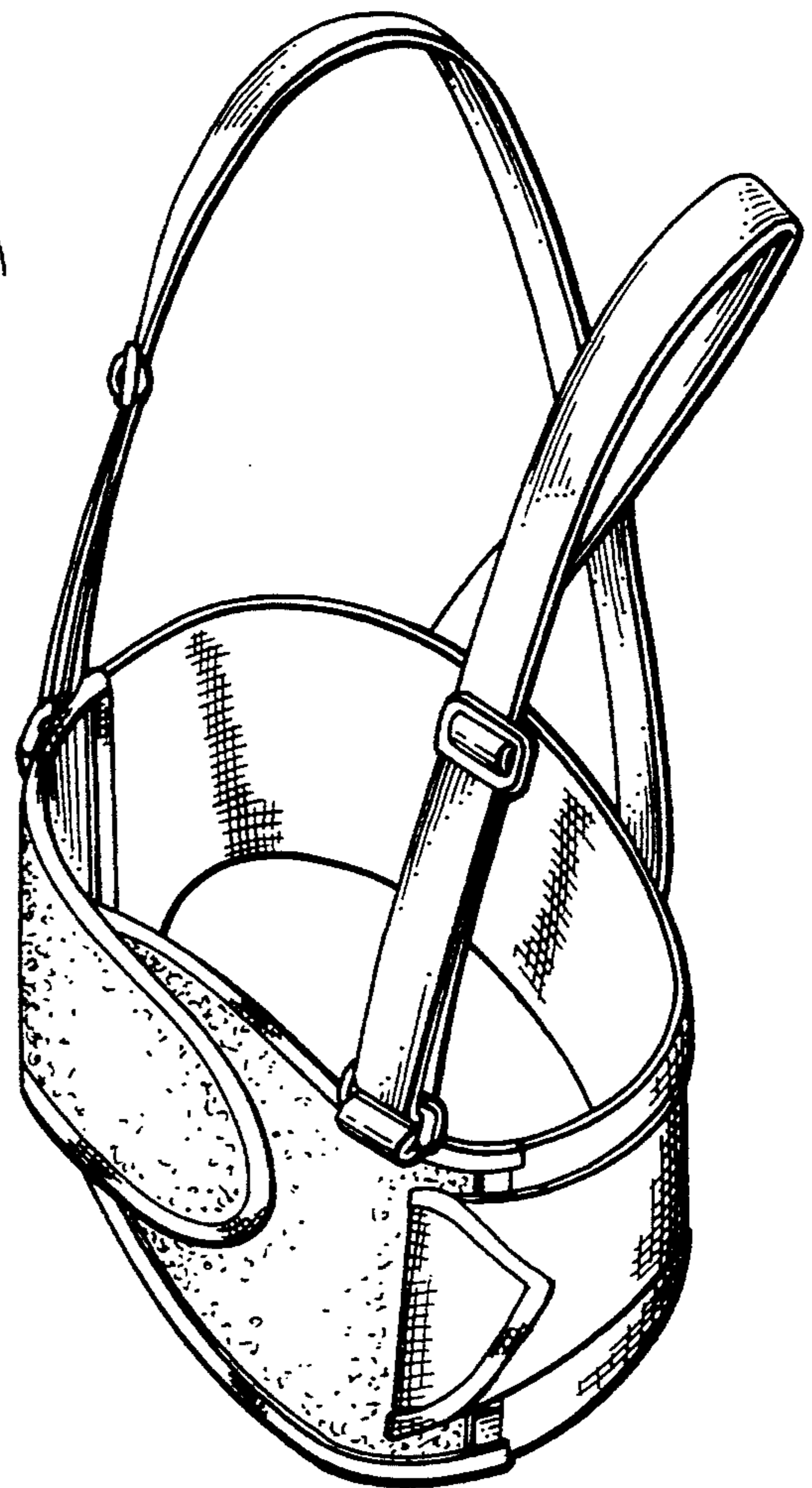


FIG. 2

FIG. 3

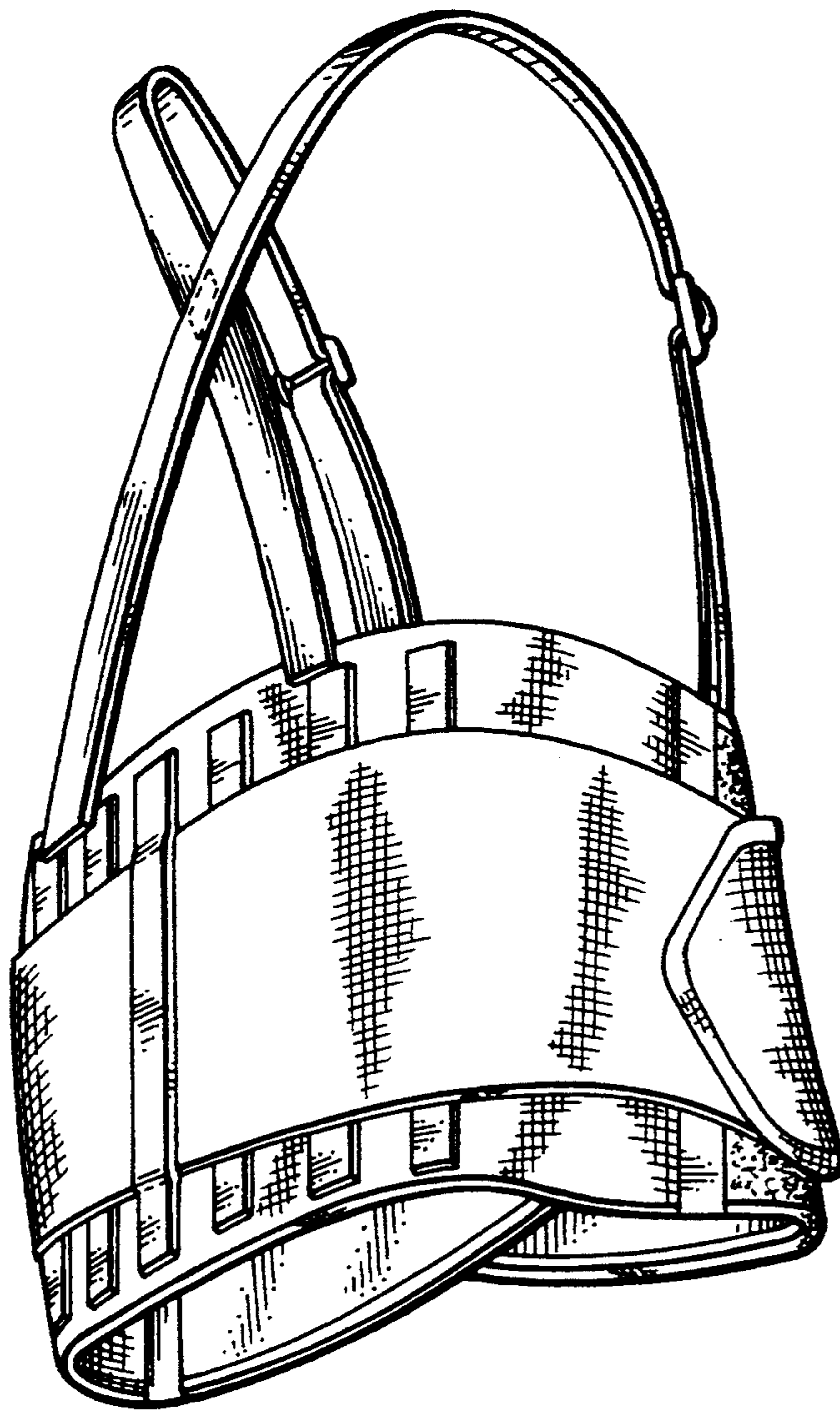


FIG. 4

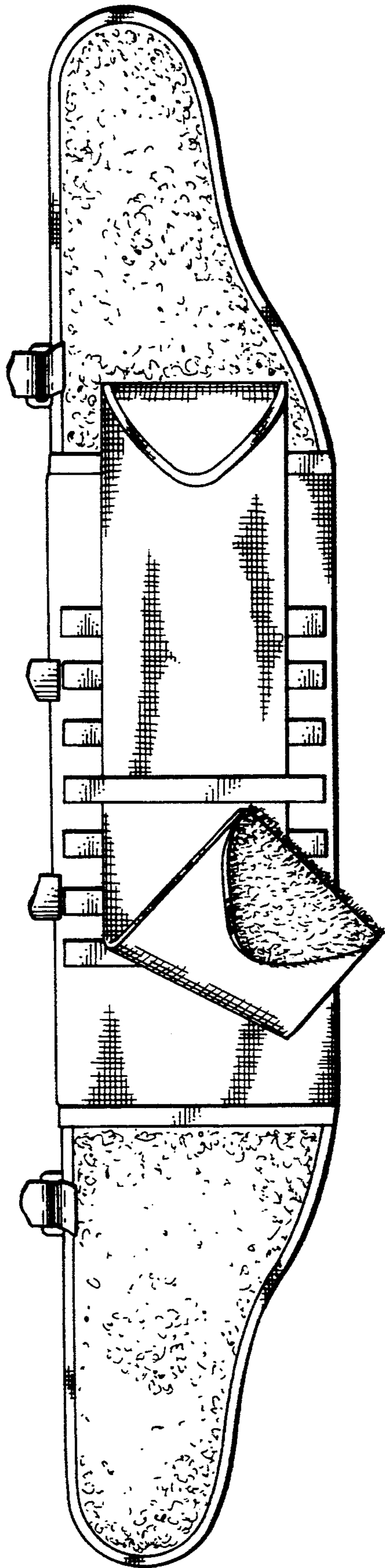


FIG. 5

