



US00D355714S

United States Patent [19]

[11] Patent Number: **Des. 355,714**

Hubbard et al.

[45] Date of Patent: **** Feb. 21, 1995**

[54] **COMBINED FACE MASK AND SHIELD**

[75] Inventors: **Vance M. Hubbard; Welton K. Brunson**, both of Bedford, Tex.

[73] Assignee: **TCNL Technologies, Inc.**, Wilmington, Del.

[*] Notice: The portion of the term of this patent subsequent to Jun. 16, 2006 has been disclaimed.

[**] Term: **14 Years**

[21] Appl. No.: **10,567**

[22] Filed: **Jul. 12, 1993**

Related U.S. Application Data

[63] Continuation-in-part of Ser. No. 846,398, Mar. 4, 1992, abandoned, and a continuation of Ser. No. 886,386, May 19, 1992, which is a continuation of Ser. No. 661,435, Feb. 25, 1991, Pat. No. 5,150,703, which is a continuation of Ser. No. 268,558, Nov. 8, 1988, Pat. No. 5,020,533, which is a continuation-in-part of Ser. No. 104,807, Oct. 2, 1987, Pat. No. 4,920,960.

[52] U.S. Cl. **D24/110.2; 24/110.1**

[58] Field of Search D24/232, 110; D29/8; 128/206.11, 206.12, 206.13, 206.16, 206.19, 206.21, 206.23, 206.28, 857, 858, 201.17; 2/15, 427, 432, 428, 431, DIG. 7, 435, 436, 9

[56] References Cited

U.S. PATENT DOCUMENTS

D. 270,110	8/1983	Moore et al.	D29/8
D. 319,111	8/1991	Sandel et al.	D29/8 X
D. 327,141	6/1992	Hubbard et al.	D29/8 X
2,056,753	10/1936	Wagner	128/41
4,797,956	1/1989	Boyce	2/431
4,867,148	9/1989	Gomez	D29/8 X
4,944,294	7/1990	Borek, Jr.	128/206.12 X
4,966,140	10/1990	Herzberg	128/206
5,020,533	6/1991	Hubbard et al.	128/206.19 X
5,107,547	4/1992	Scheu	2/DIG. 7 X

Primary Examiner—A. Hugo Word

Assistant Examiner—I. Simmons

Attorney, Agent, or Firm—Baker & Botts

[57] CLAIM

The ornamental design for a combined face mask and shield as shown and described.

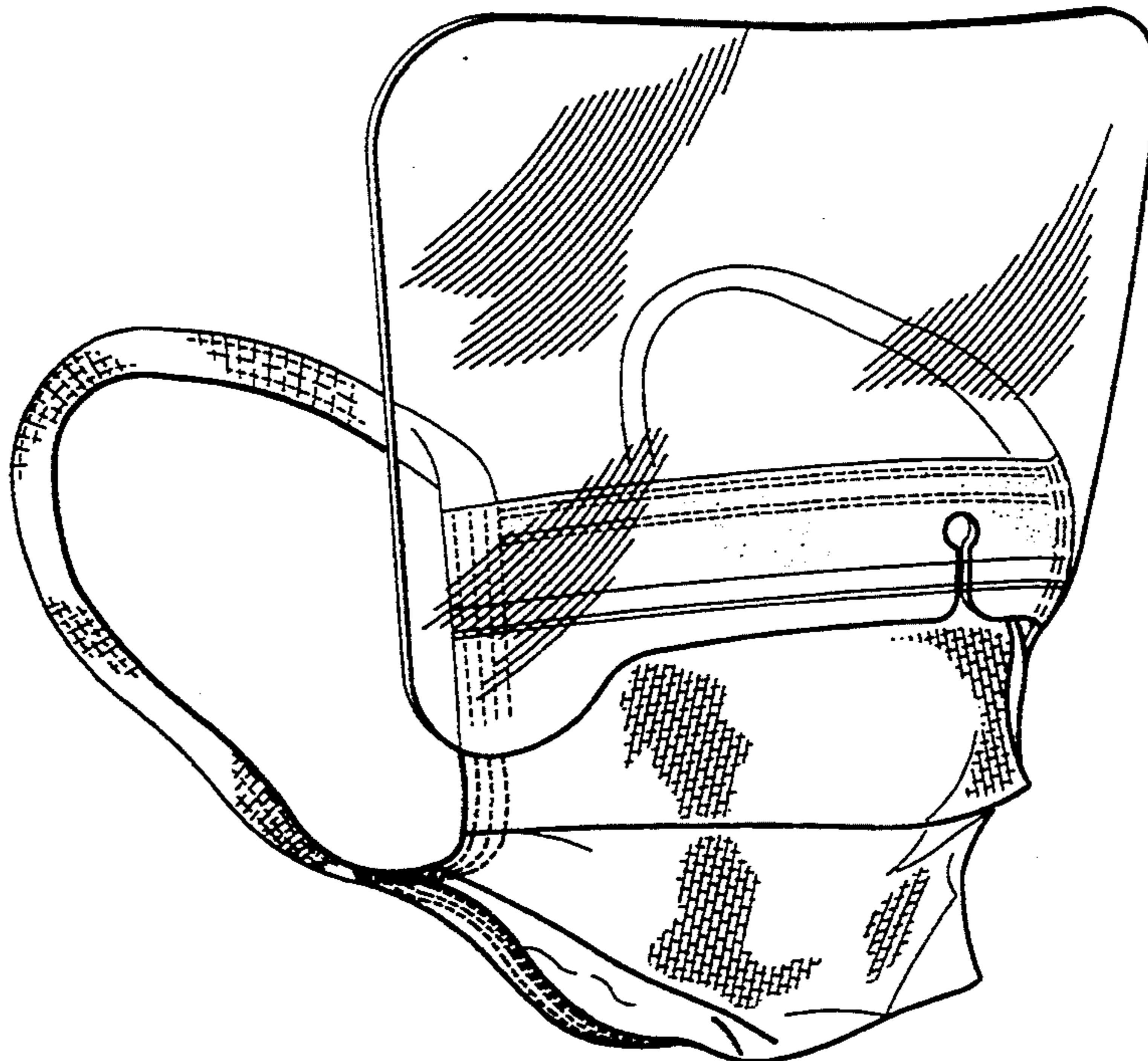
DESCRIPTION

FIG. 1 is a perspective view of a combined face mask and shield, showing our new design;

FIG. 2 is a front elevational view thereof;

FIG. 3 is a rear elevational view thereof; and,

FIG. 4 is a right side elevational view thereof, the left side elevational view being a mirror image thereof.



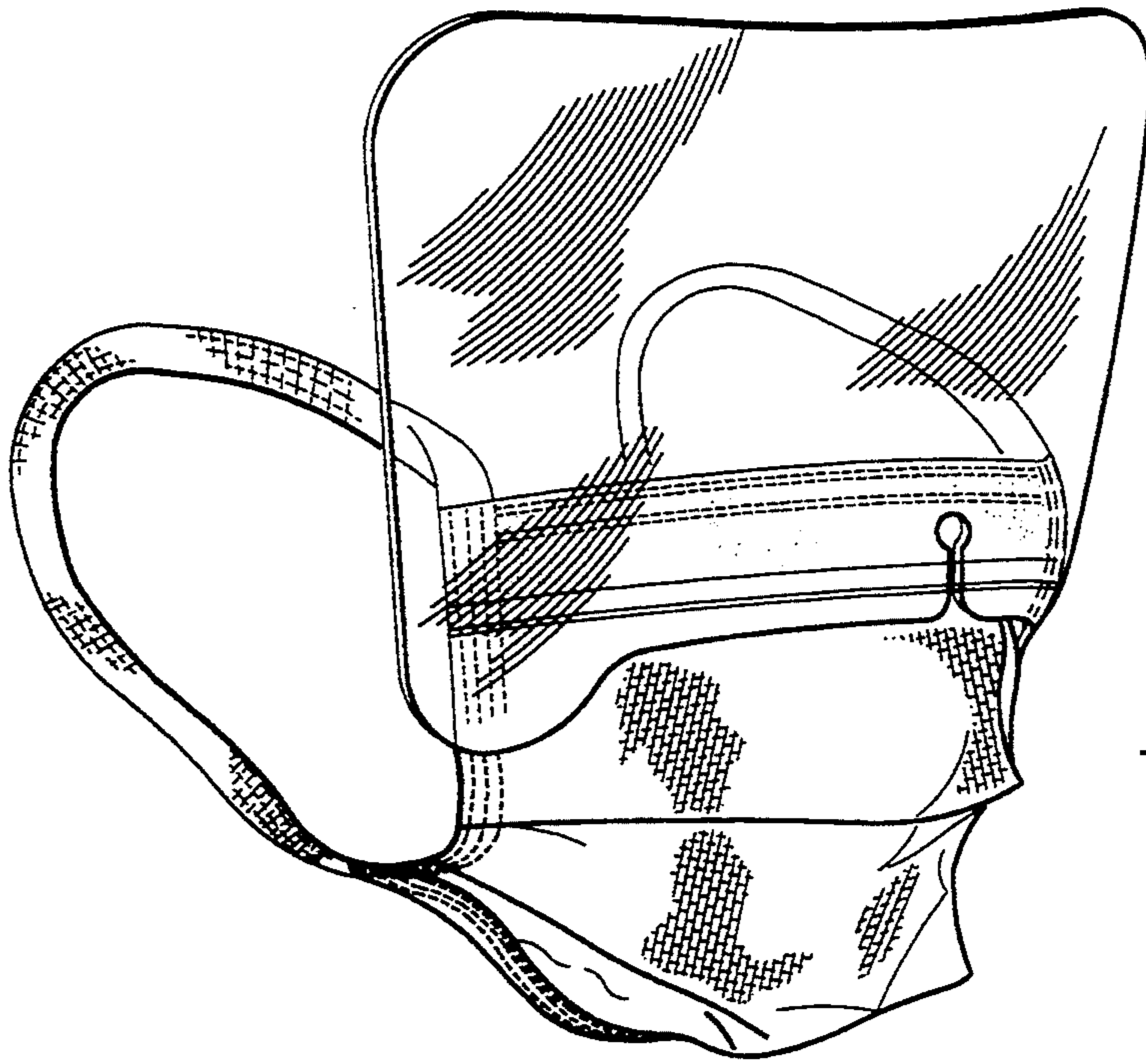


FIG. 1

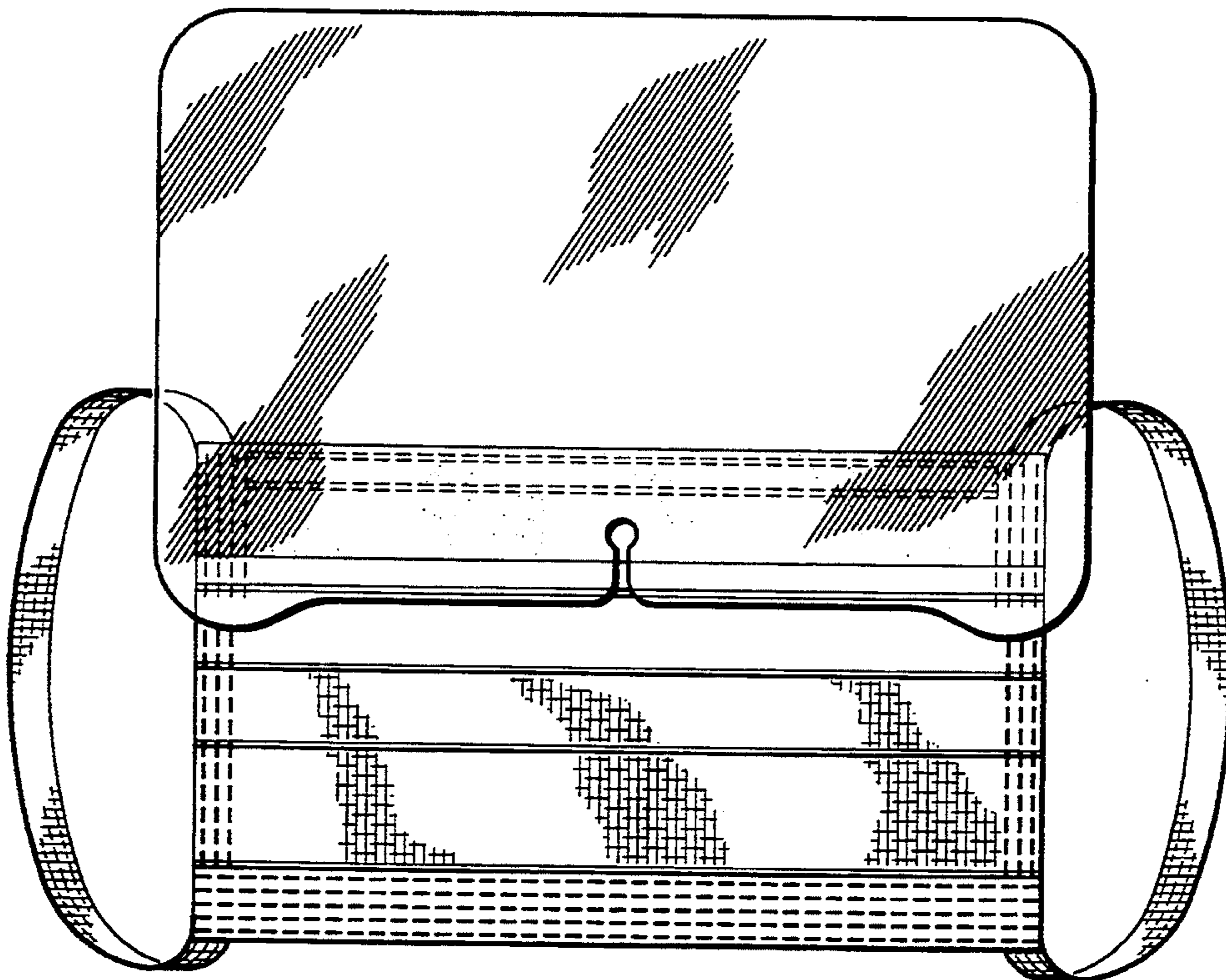


FIG. 2

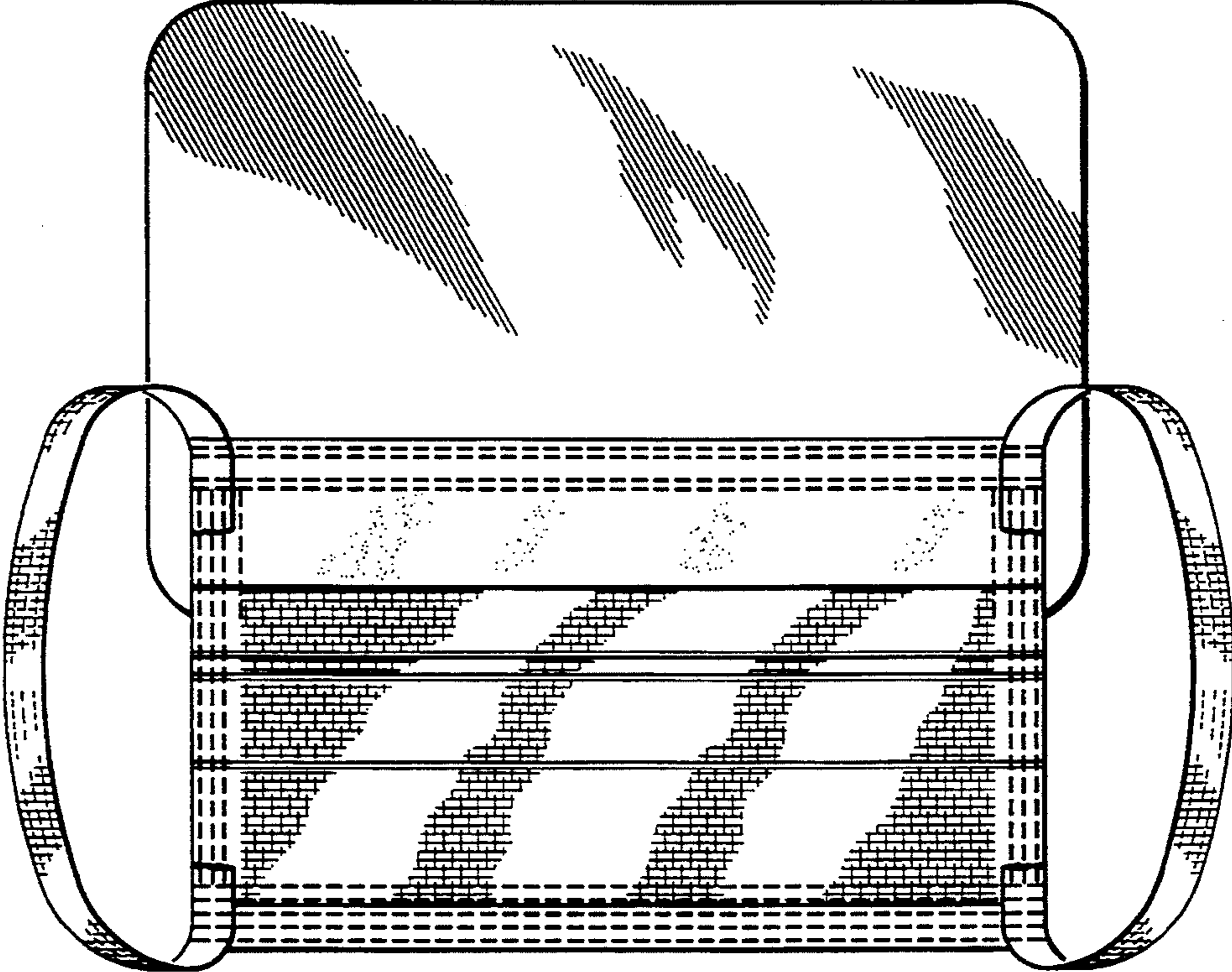


FIG. 3

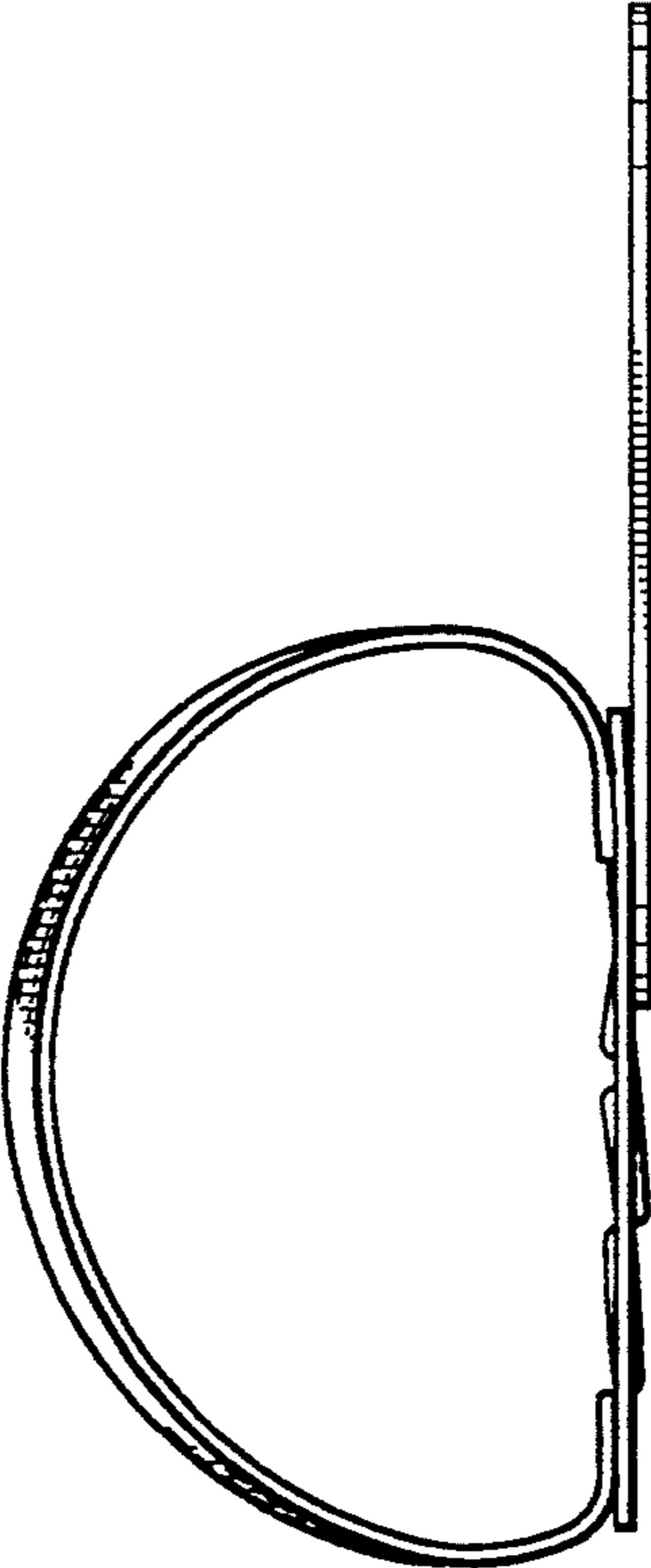


FIG. 4