



US00D355708S

# United States Patent [19] Caine

[11] Patent Number: Des. 355,708

[45] Date of Patent: \*\* Feb. 21, 1995

- [54] FLEXIBLE HOSE END CAP
- [75] Inventor: Donald R. Caine, Greensboro, N.C.
- [73] Assignee: Camco Manufacturing, Inc.,  
Greensboro, N.C.
- [\*\*] Term: 14 Years
- [21] Appl. No.: 5,094
- [22] Filed: Feb. 23, 1993
- [52] U.S. Cl. .... D23/260
- [58] Field of Search ..... D23/262, 263, 264, 265;  
285/424, 901, 903; 138/109, 96 R; 16/2, 108,  
109; 277/207 A

- 2644223 9/1990 France .
- 130894 12/1932 Germany .
- 865885 7/1949 Germany .
- 168493 9/1959 Germany .
- 2048414 12/1980 United Kingdom .

### OTHER PUBLICATIONS

- Pending utility patent application Ser. No. 08/021,241 filed 23 Feb. 1993 of Donald R. Caine (previously identified).
- Pending utility patent application Ser. No. 08/081,118 filed 25 Jun. 1993 of Donald R. Caine.
- Pending utility patent application Ser. No. 08/000,266 filed 4 Jan. 1993 of Mark R. Bailey.

*Primary Examiner*—A. Hugo Word  
*Assistant Examiner*—Eric Watterson

### [56] References Cited

#### U.S. PATENT DOCUMENTS

- 767,893 8/1904 Jewell .
- 1,113,080 10/1914 Wilson .
- 2,433,930 1/1948 Speer ..... 285/71
- 3,102,741 9/1963 Lash ..... 285/332.3
- 3,384,392 5/1968 Gilchrist ..... 277/207 A
- 3,484,121 12/1969 Quinton ..... 285/242
- 4,058,329 11/1977 Johan ..... 285/424 X
- 4,660,860 4/1987 Todd ..... 285/12
- 4,688,833 8/1987 Todd ..... 285/175
- 4,708,370 11/1987 Todd ..... 285/12

#### FOREIGN PATENT DOCUMENTS

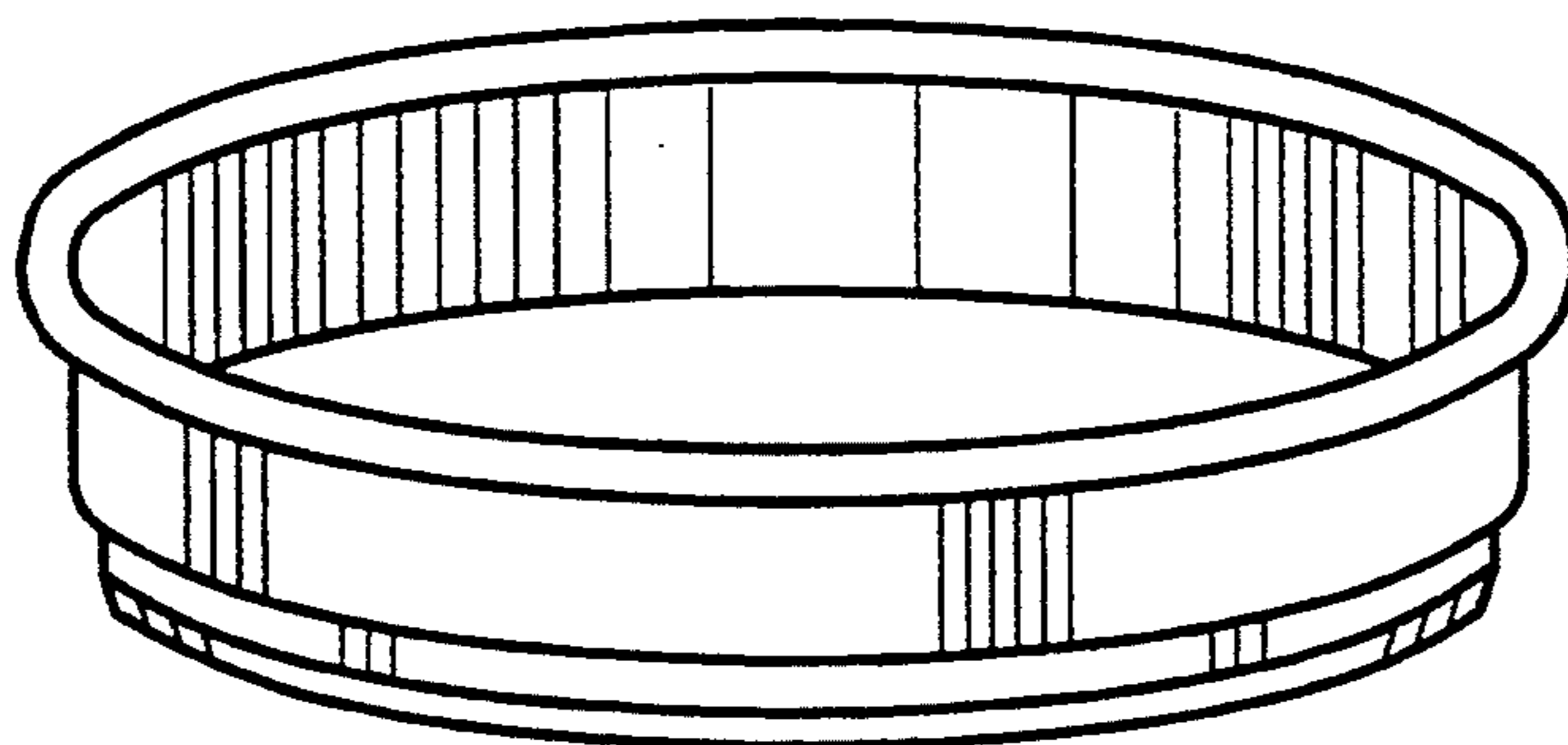
- 784239 7/1935 France .
- 1344115 10/1963 France ..... 138/109

### [57] CLAIM

The ornamental design for a flexible hose end cap, as shown and described.

### DESCRIPTION

FIG. 1 is a front perspective view of a flexible hose end cap embodying my design;  
 FIG. 2 is a front elevational view of the flexible hose end cap as shown in FIG. 1, the rear view being a mirror image thereof;  
 FIG. 3 is a bottom plan view of the flexible hose end cap as shown in FIG. 1; and,  
 FIG. 4 is a top plan view thereof.



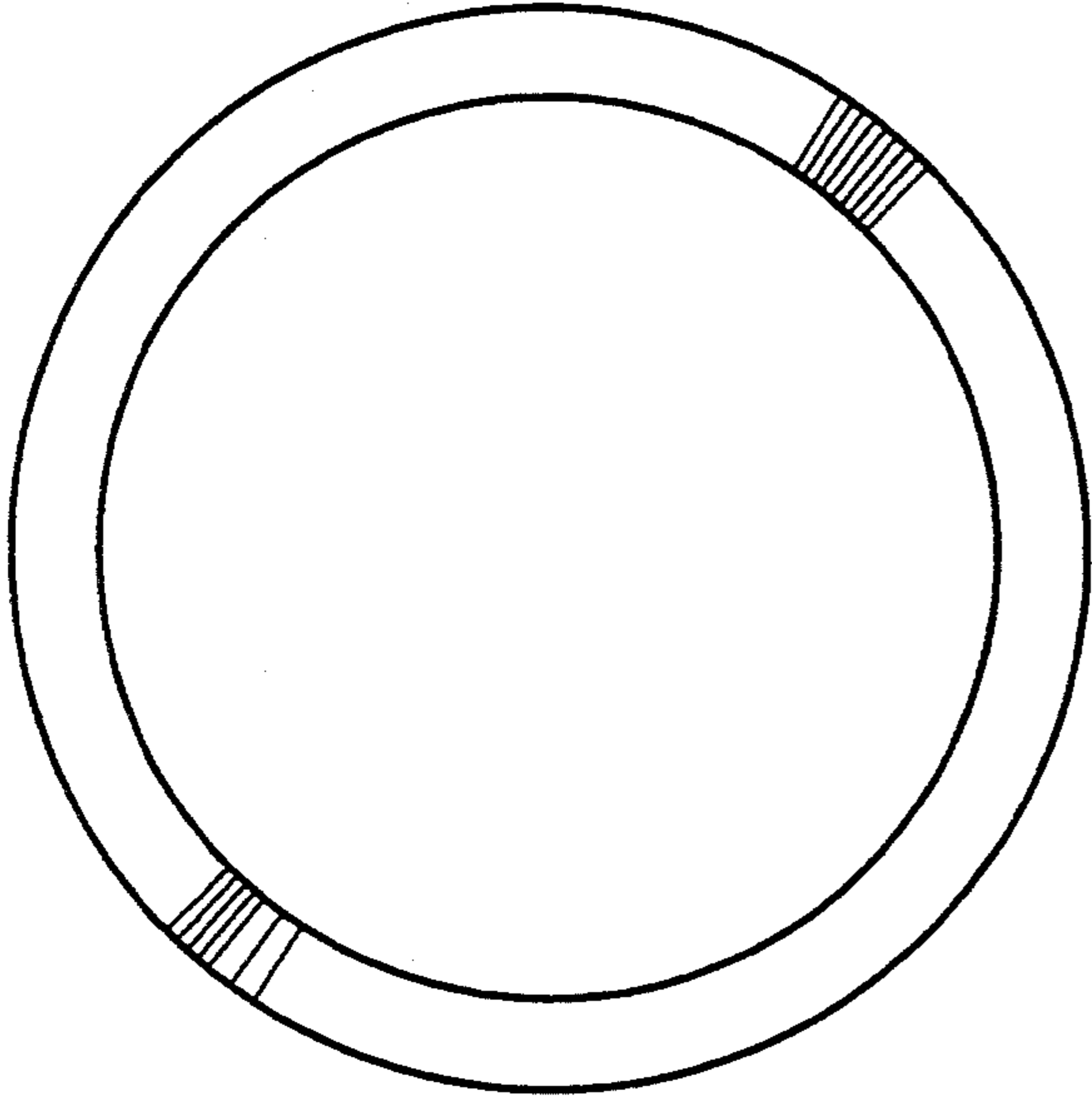


FIG. 4

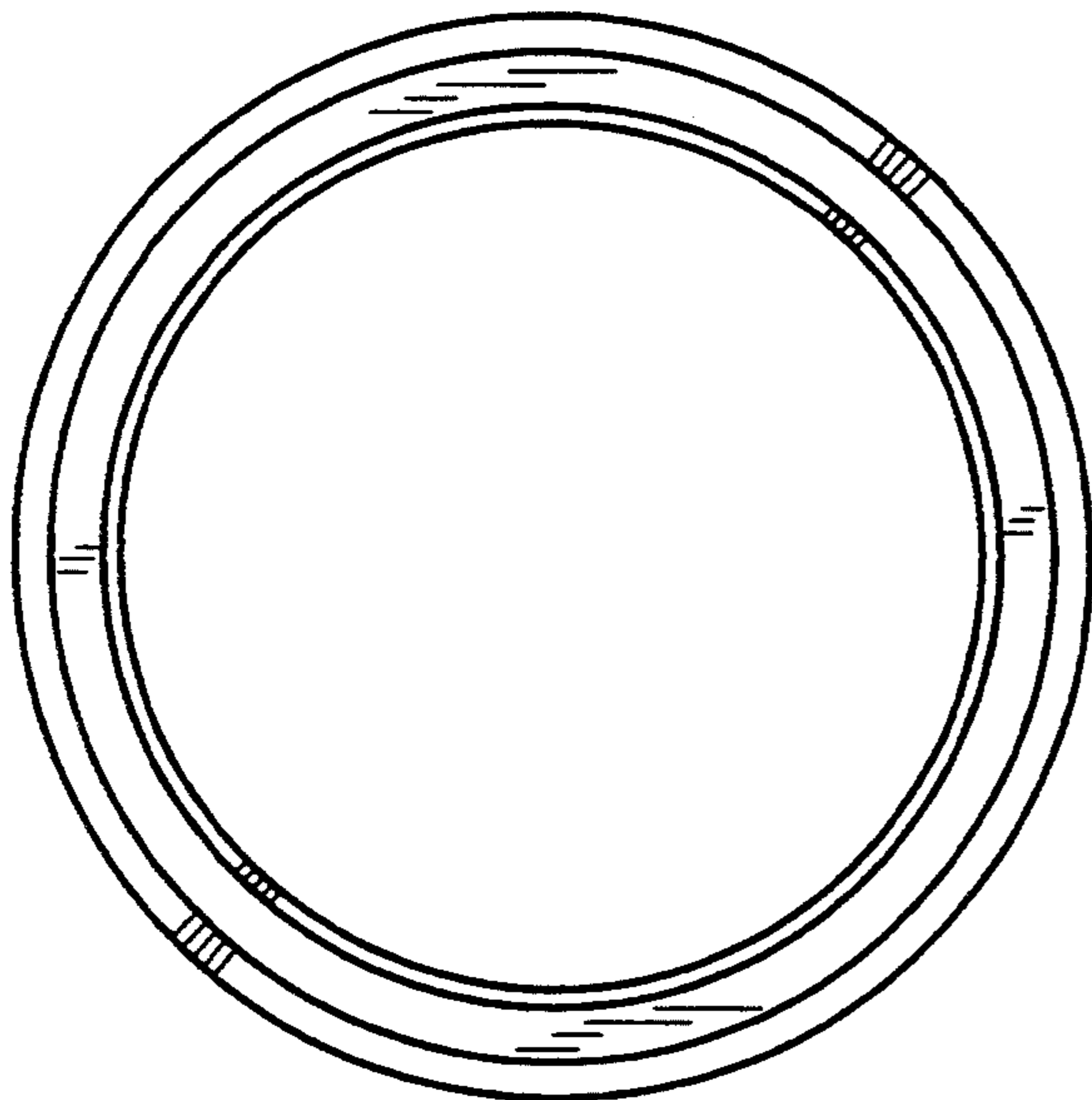


FIG. 3




FIG. 2

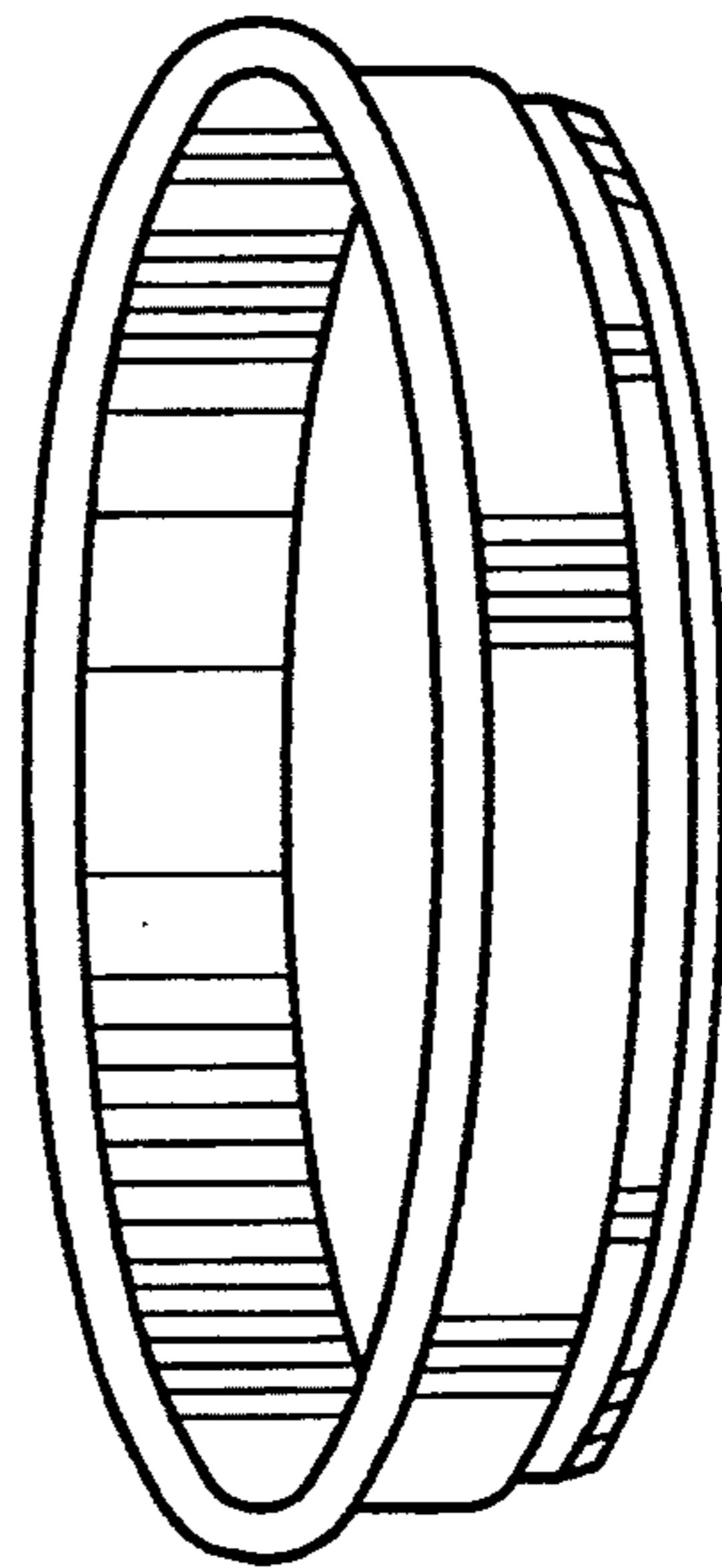


FIG. 1