



US00D355706S

United States Patent [19]

[11] Patent Number: **Des. 355,706**

Chretien

[45] Date of Patent: **** Feb. 21, 1995**

[54] **SANITARY INSTALLATION FOR A WASH BASIN**

[75] Inventor: **Philippe Chretien, Dietlikon, Switzerland**

[73] Assignee: **KWC AG, Unterkulm, Switzerland**

[**] Term: **14 Years**

[21] Appl. No.: **8,819**

[22] Filed: **May 27, 1993**

[30] **Foreign Application Priority Data**

Dec. 2, 1992 [WO] WIPO DM/024 579

[52] U.S. Cl. **D23/238**

[58] Field of Search **D23/238-243; 4/675-678; 137/625.17, 801; 251/309**

[56] **References Cited**

U.S. PATENT DOCUMENTS

- D. 291,235 8/1987 Bergmann et al. D23/238
- D. 301,162 5/1989 Oberdorfer D23/238
- D. 309,655 7/1990 Reinecke D23/238

- D. 321,038 10/1991 Delepine D23/238
- D. 324,095 2/1992 Grohe D23/238
- D. 324,723 3/1992 Chretien D23/238
- D. 324,905 3/1992 Chretien D23/238
- 3,920,043 11/1975 Fowell 137/625.17 X
- 4,103,709 8/1978 Fischer 137/625.17 X
- 4,513,781 4/1985 Nikolayczik 137/625.17 X
- 4,522,231 6/1985 Bergmann 137/625.17

Primary Examiner—James R. Largen
Attorney, Agent, or Firm—Oblon, Spivak, McClelland, Maier & Neustadt

[57] **CLAIM**

The ornamental design for faucet, as shown and described.

DESCRIPTION

FIG. 1 is a perspective view taken from the front and right side of a faucet showing my new design; FIG. 2 is a left side elevational view thereof; FIG. 3 is a top plan view thereof; FIG. 4 is a front elevational view thereof; and, FIG. 5 is a right side elevational view thereof.

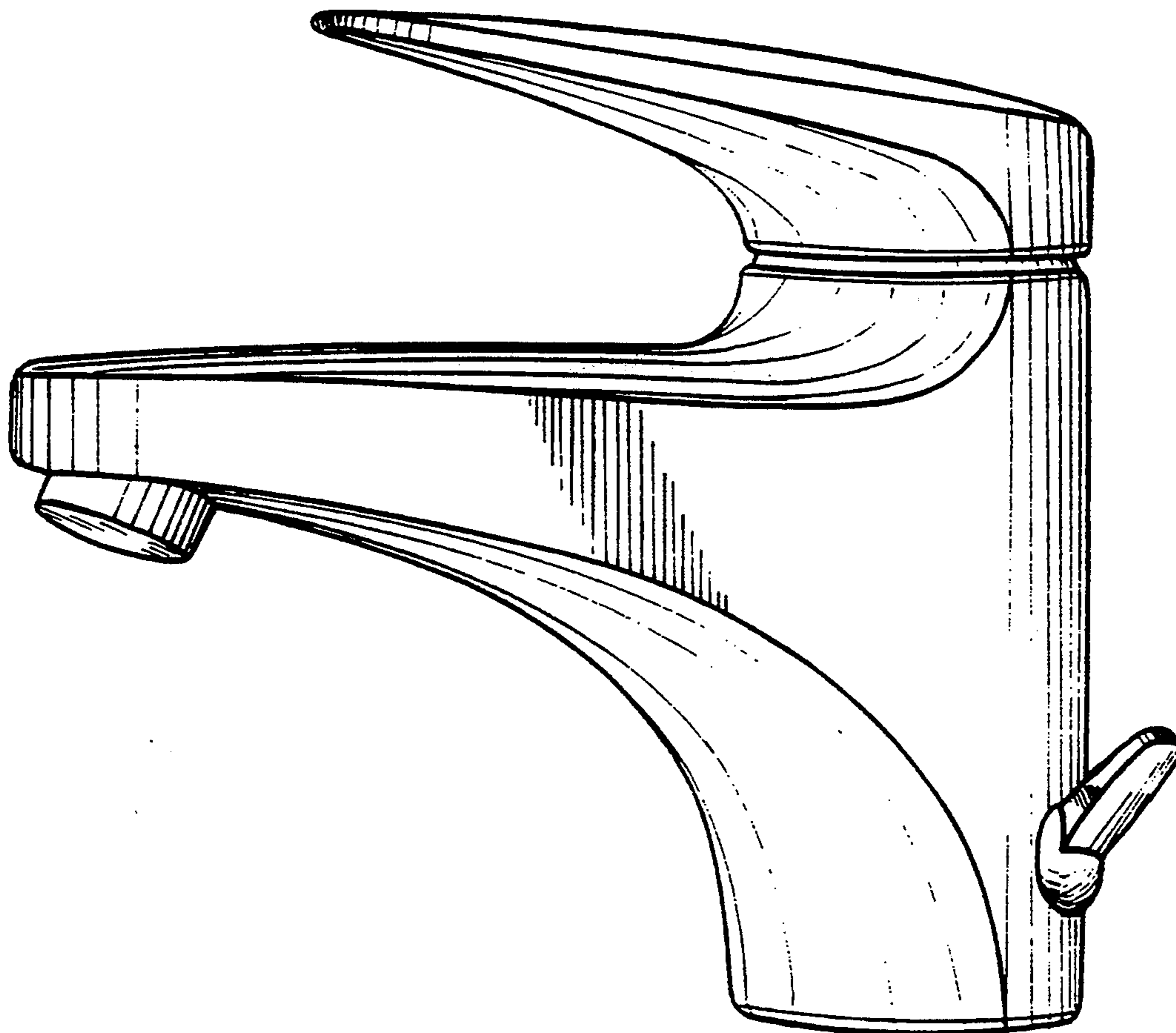


FIG. 1

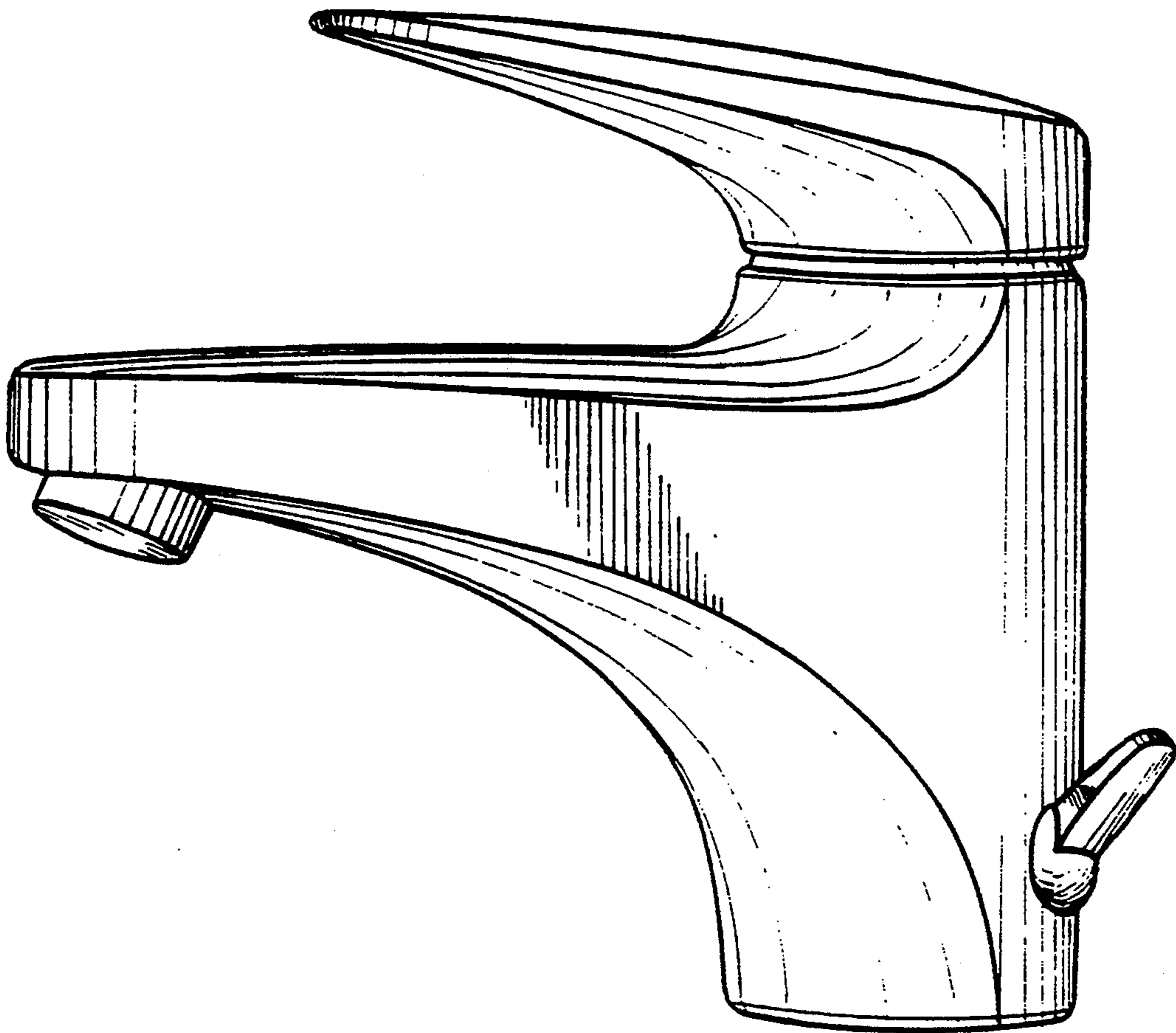


FIG. 2

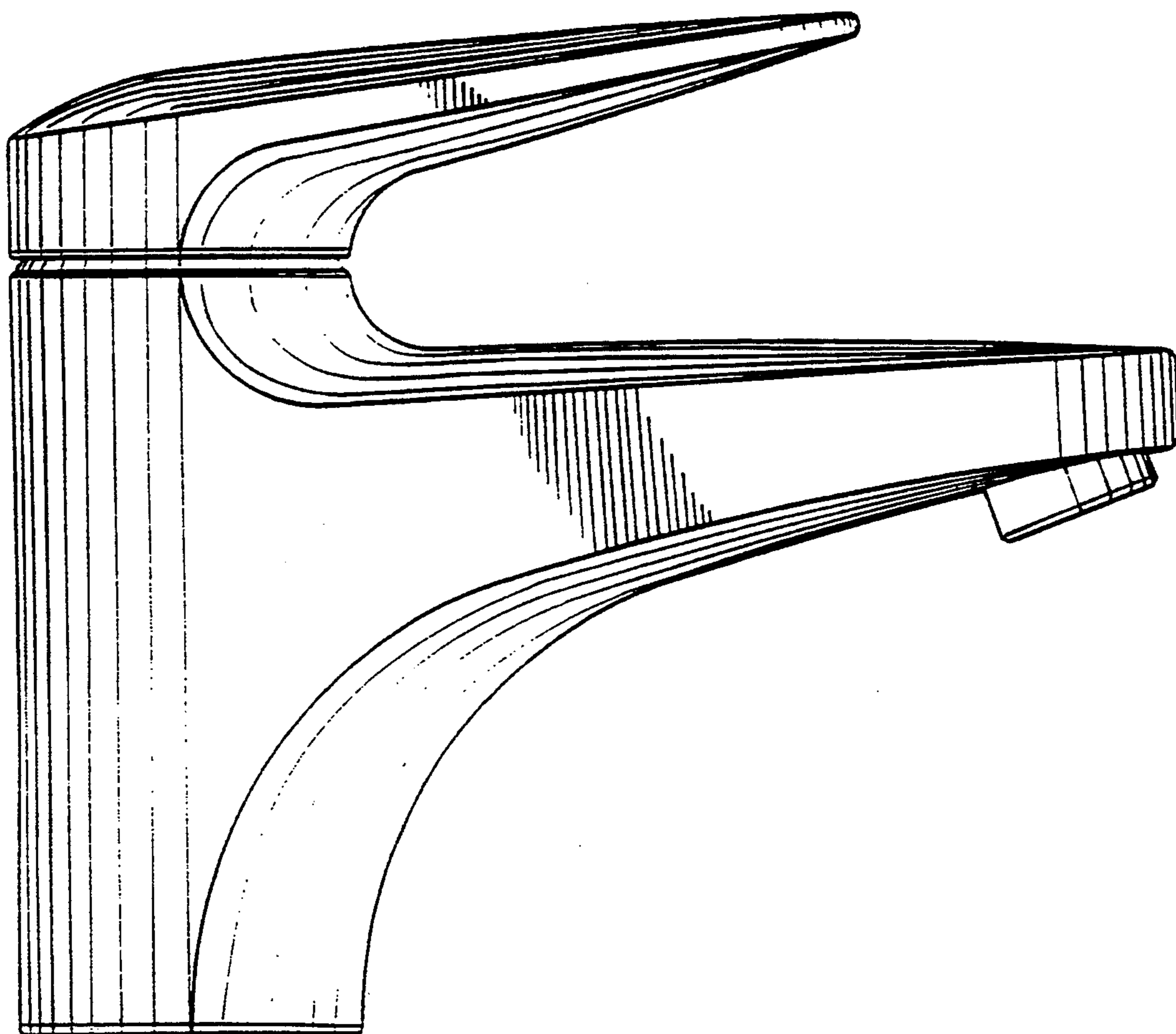


FIG. 3




FIG. 4

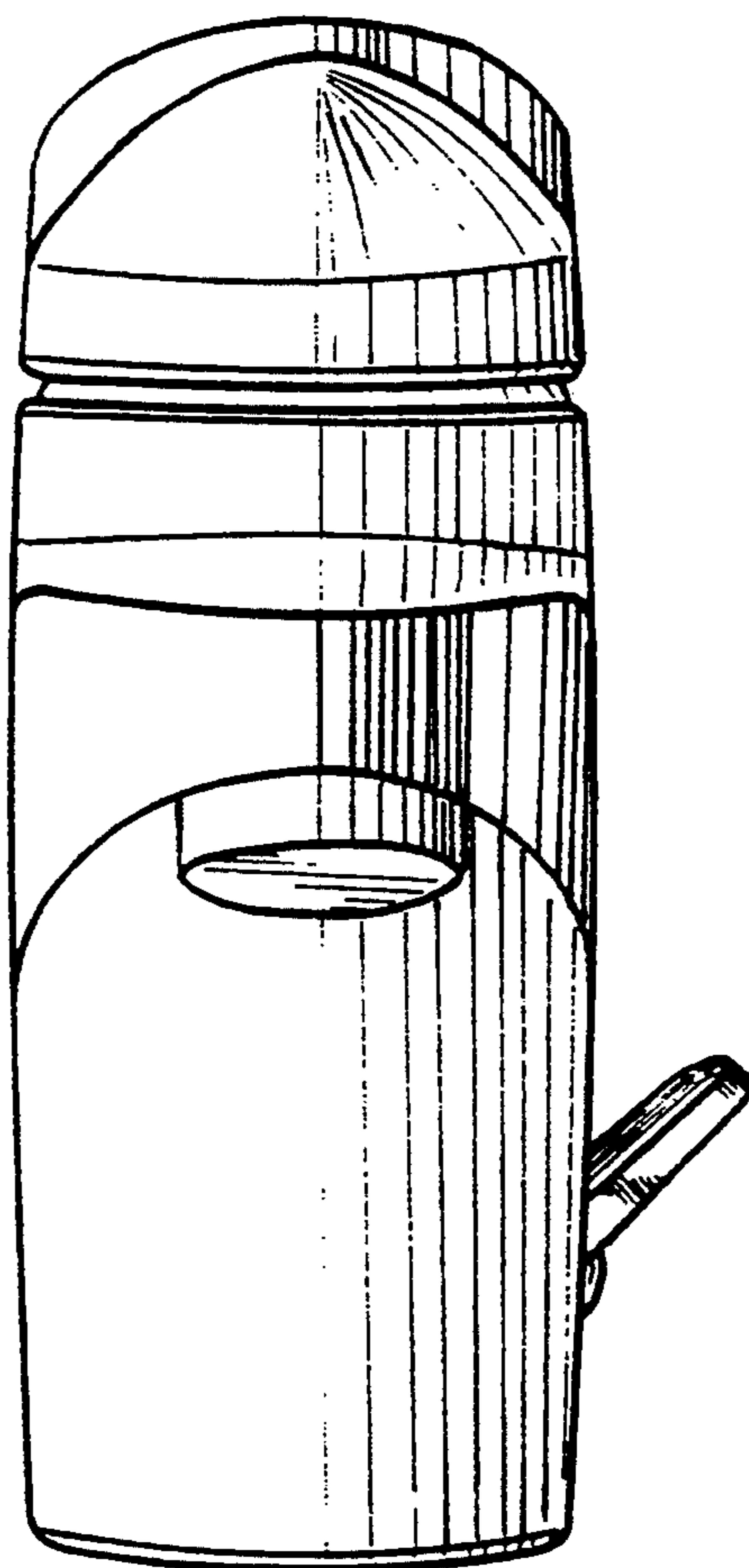


FIG. 5

