



US00D355700S

# United States Patent [19]

[11] Patent Number: **Des. 355,700**

**Kool**

[45] Date of Patent: **\*\* Feb. 21, 1995**

[54] **WATER PURIFIER HOUSING**

D. 331,097	11/1992	Sieren	.....	D23/207
D. 332,480	1/1993	Sieren	.....	D23/207
D. 333,505	2/1993	Matsumura	.....	D23/209 X

[75] Inventor: **Dennis J. Kool, Kentwood, Mich.**

[73] Assignee: **Amway Corporation, Ada, Mich.**

[\*\*] Term: **14 Years**

*Primary Examiner*—Wallace R. Burke  
*Assistant Examiner*—M. H. Tung  
*Attorney, Agent, or Firm*—Michael A. Mohr; Jill M. Beckman

[21] Appl. No.: **931,288**

[57] **CLAIM**

[22] Filed: **Aug. 17, 1990**

The ornamental design for a water purifier housing, as shown.

[52] U.S. Cl. .... **D23/207**

[58] Field of Search ..... **D23/207-210;**  
210/97, 198.1, 205-206, 231, 244-246,  
257.1-257.2, 258, 260-261, 275, 282, 287-290,  
295, 321.6, 321.78, 348, 416.3, 443-449

**DESCRIPTION**

[56] **References Cited**

**U.S. PATENT DOCUMENTS**

D. 316,741	5/1991	Kurth et al.	.....	D23/209
D. 328,777	8/1992	Thalman et al.	.....	D23/209

FIG. 1 is a front perspective view of the water purifier housing of my invention.


FIG. 2 is a front elevational view thereof;


FIG. 3 is a rear elevational view thereof;

FIG. 4 is a left side elevational view thereof;

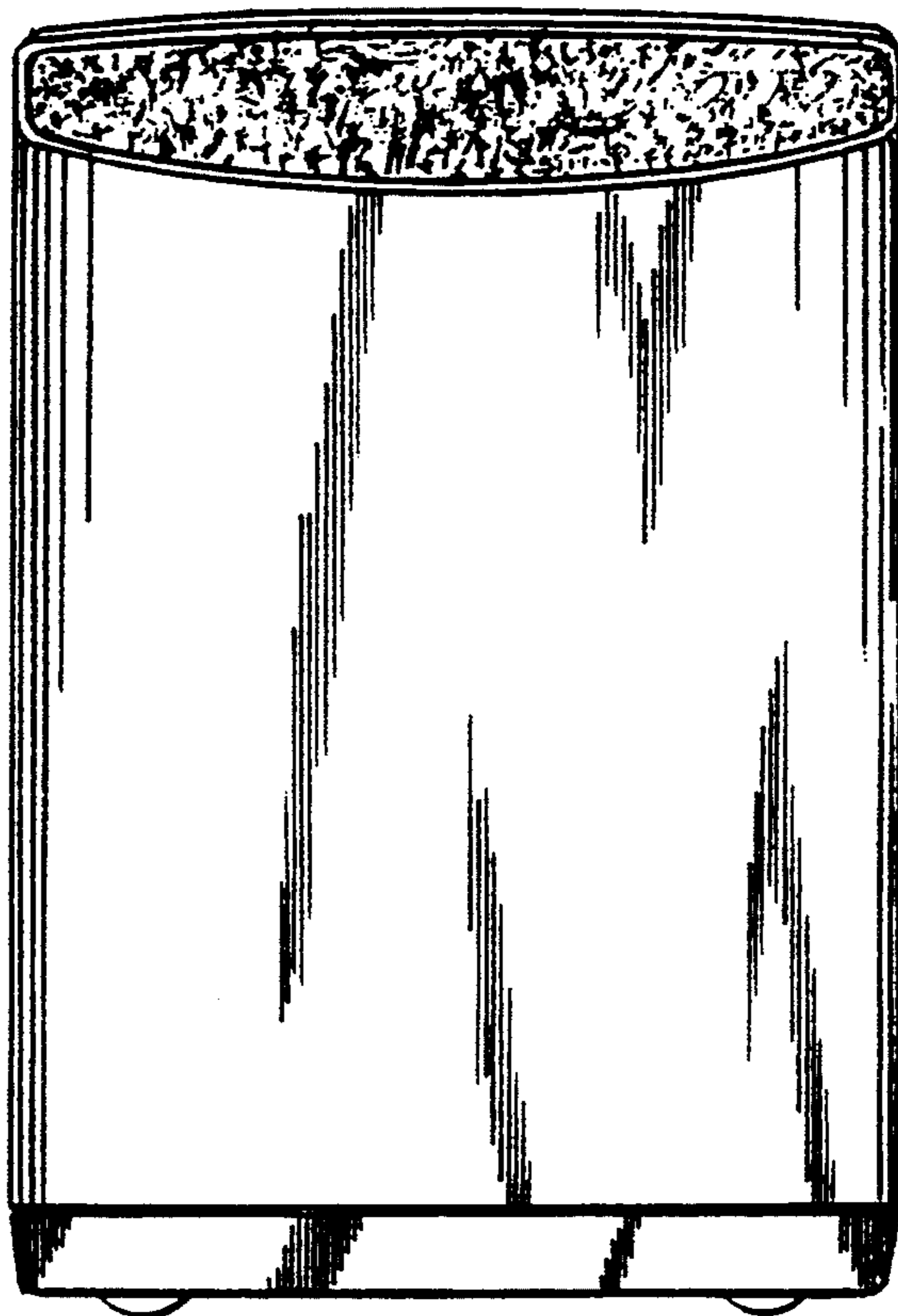
FIG. 5 is a bottom plan view thereof; and,

FIG. 6 is a top plan view thereof.






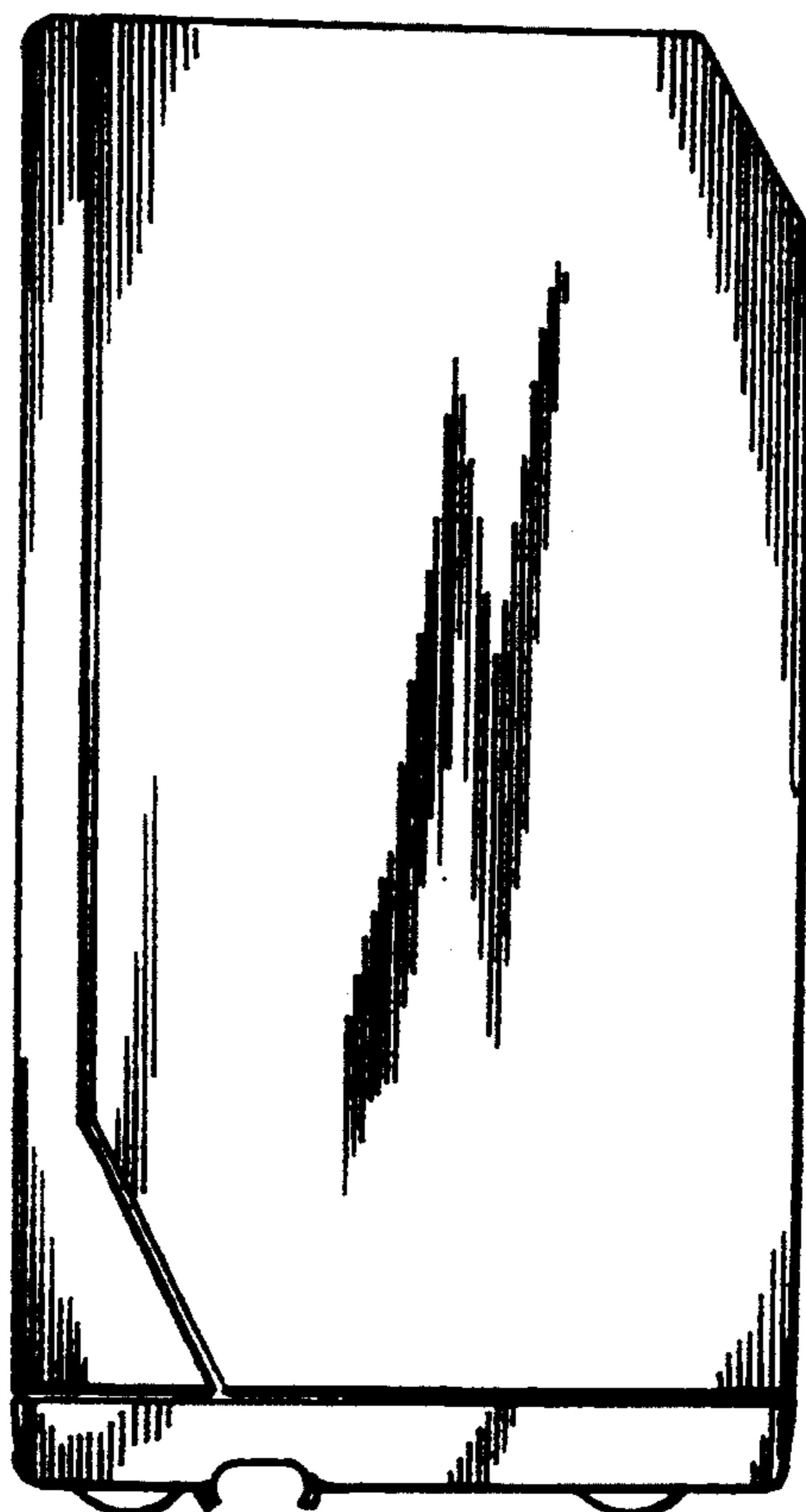
*Fig. 1.*



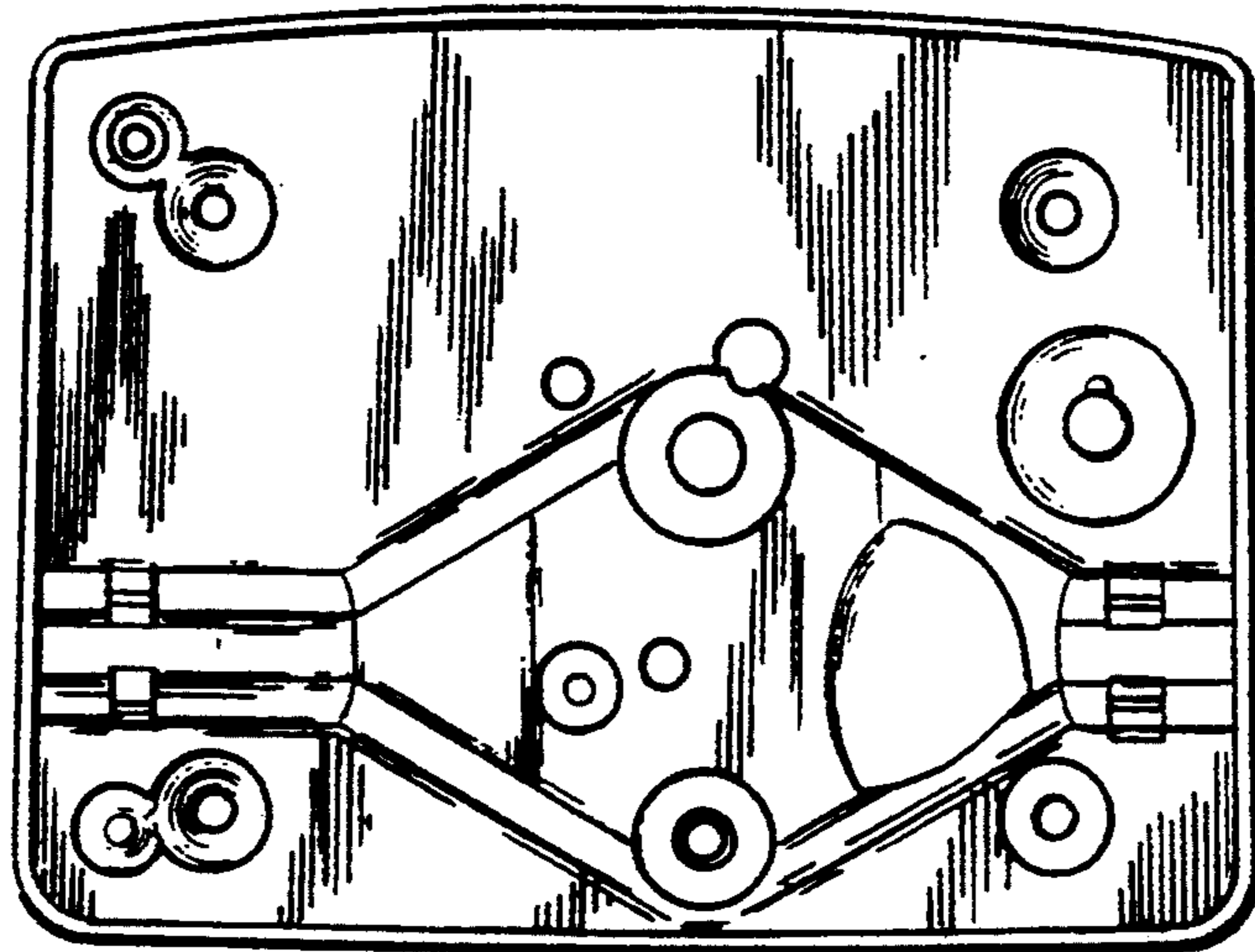
*Fig. 2.*



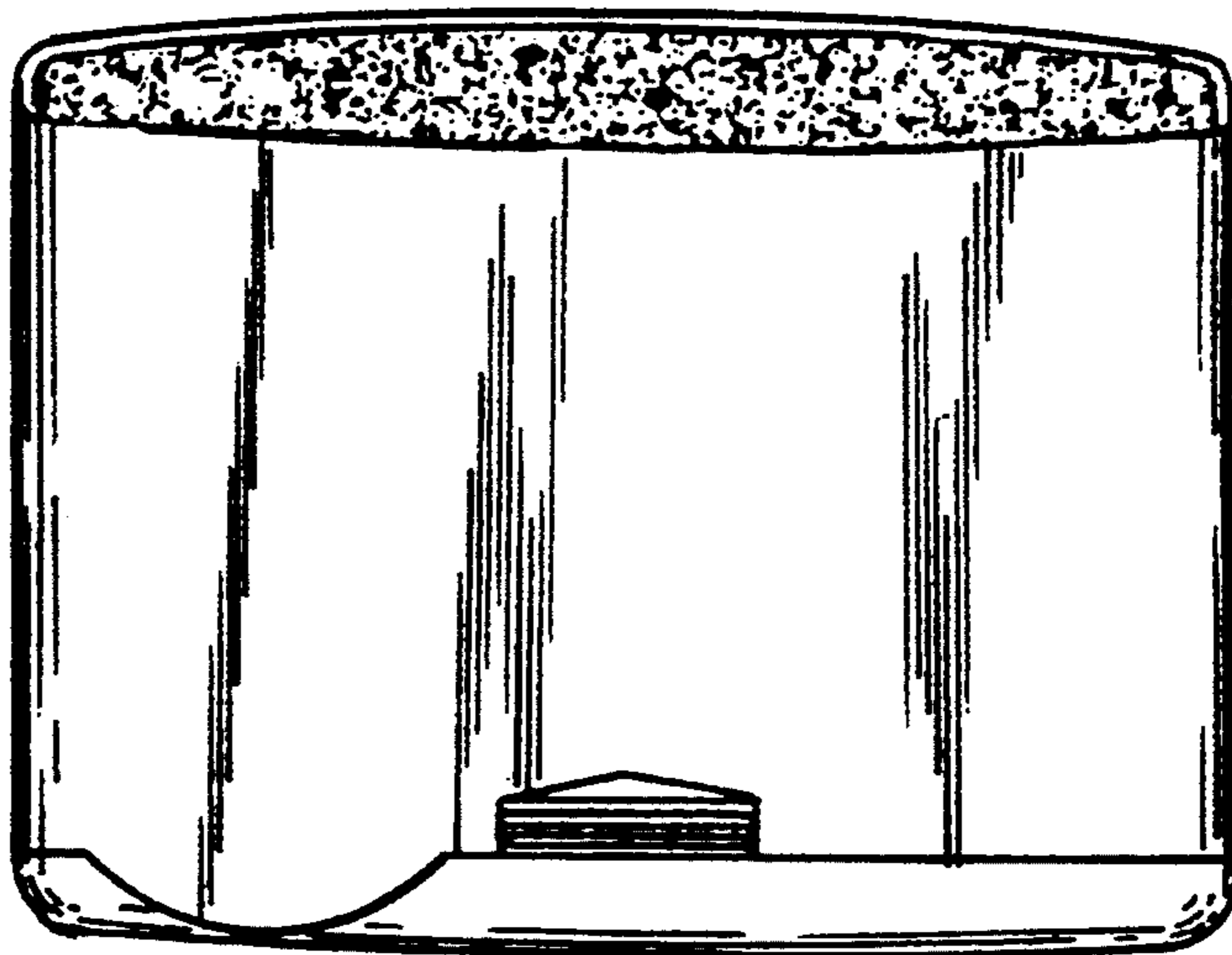
*Fig. 3.*



*Fig. 4.*



*Fig. 5.*



*Fig. 6.*