



US00D355674S

**United States Patent** [19]  
**Moeck**

[11] **Patent Number: Des. 355,674**  
[45] **Date of Patent: \*\* Feb. 21, 1995**

- [54] **REFILLABLE INKMARKER**
- [75] **Inventor: Gerhard Moeck, Kirchenehrenbach, Germany**
- [73] **Assignee: Schwan-Stabilo Schwanhaeusser GmbH & Co., Nuremberg, Germany**
- [\*\*] **Term: 14 Years**
- [21] **Appl. No.: 15,789**
- [22] **Filed: Nov. 29, 1993**
- [52] **U.S. Cl. .... D19/48; D19/43; D19/51**
- [58] **Field of Search ..... D19/35, 36, 41-51, D19/53, 54-58, 81-85; 401/34, 196, 198, 202, 243-247, 261, 262**

[56] **References Cited**  
**U.S. PATENT DOCUMENTS**

D. 18,003	1/1888	Osborn	.....	D19/53
D. 150,647	8/1948	Pearl	.....	D19/48 X
D. 153,713	5/1949	Lohr et al.	.....	D19/48
D. 173,480	11/1954	Fink	.....	D19/36
D. 279,992	8/1985	Gribb	.....	D19/36 X
D. 303,991	10/1989	Murphy	.....	D19/43 X
D. 329,873	9/1992	Tu	.....	D19/48
5,092,013	3/1992	Genovese, Jr.	.....	401/261 X

*Primary Examiner—Martie Thompson*  
*Attorney, Agent, or Firm—Jordan and Hamburg*

[57] **CLAIM**

The ornamental design for a refillable inkmarker, as shown and described.

**DESCRIPTION**

FIG. 1 is a right side elevational view of a refillable inkmarker showing my new design with the cover being shown thereon, the left side elevational view being a mirror image thereof;

FIG. 2 is a left end elevational view thereof;

FIG. 3 is a right end elevational view thereof;

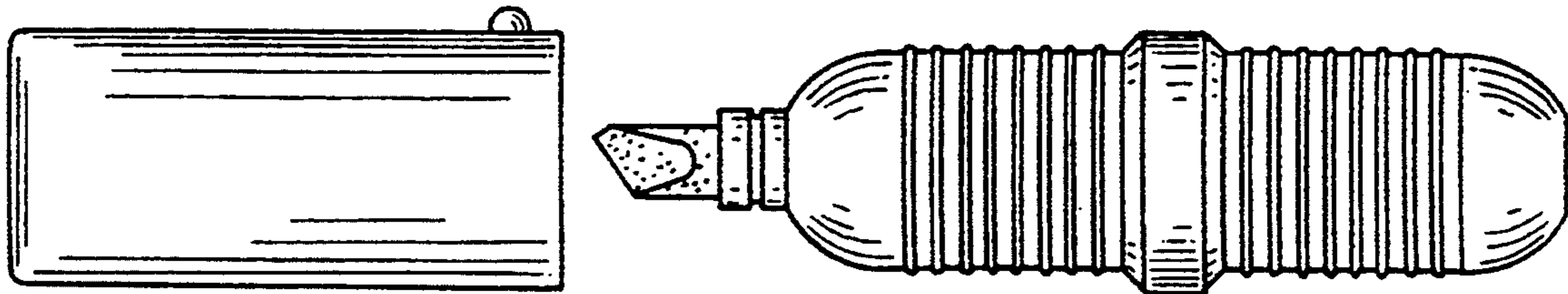
FIG. 4 is a right side elevational view in an exploded condition, the left side being a mirror image thereof;

FIG. 5 is a right side elevational view of a refillable inkmarker showing my new design according to a second embodiment with the cover being shown thereon, the left side elevational view being a mirror image thereof;

FIG. 6 is a left end elevational view of the second embodiment;

FIG. 7 is a right end elevational view of the second embodiment; and,

FIG. 8 is a right side elevational view of FIG. 5 in an exploded condition, the left side being a mirror image thereof.



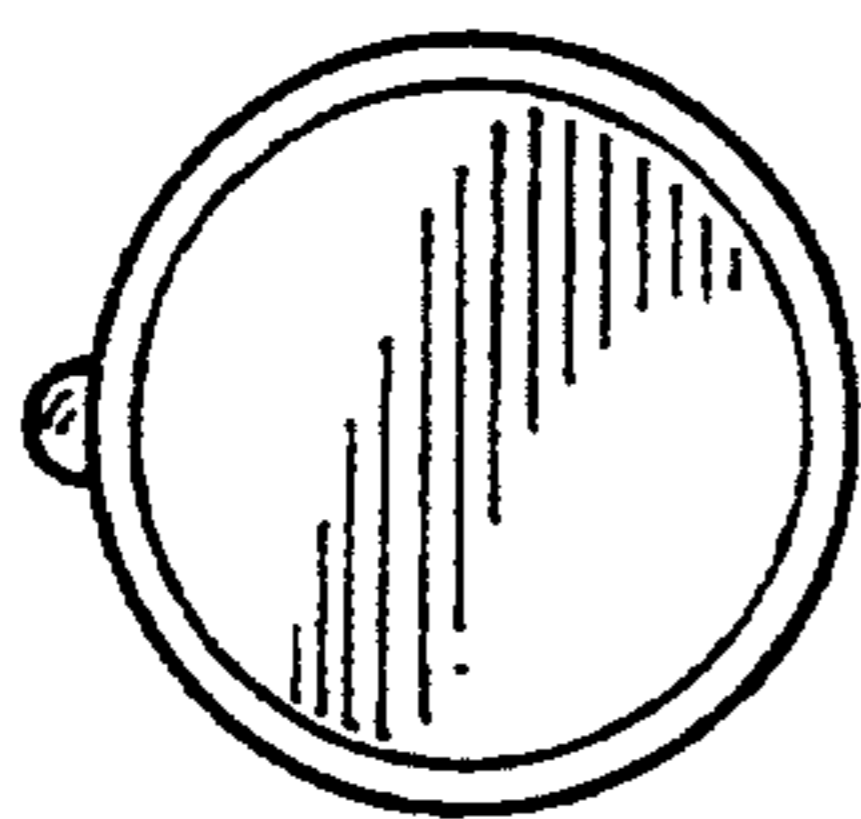


FIG. 2




FIG. 1

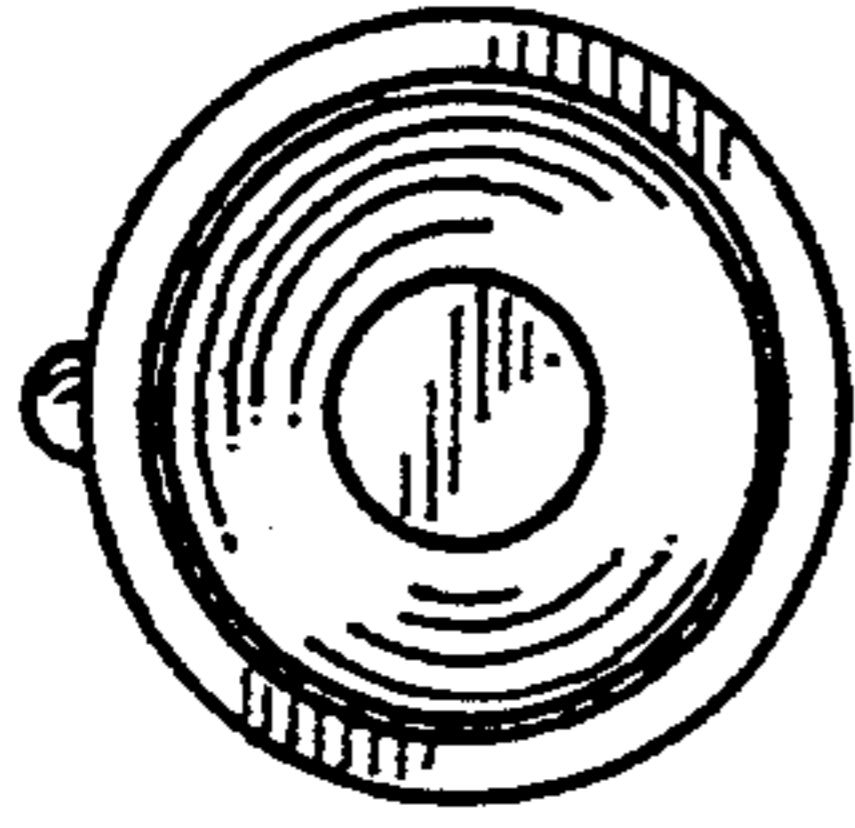


FIG. 3

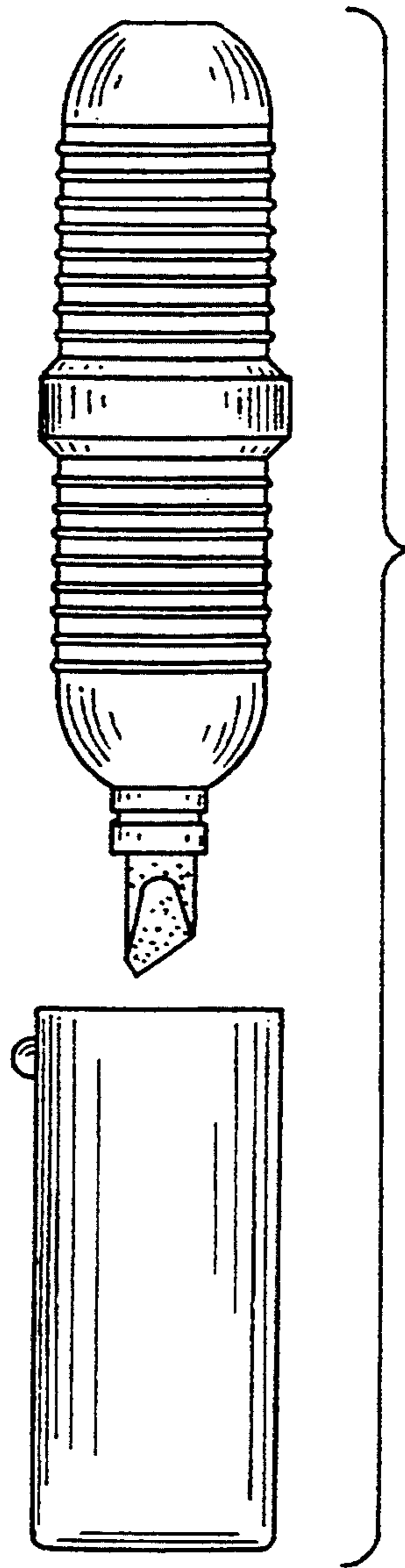


FIG. 4

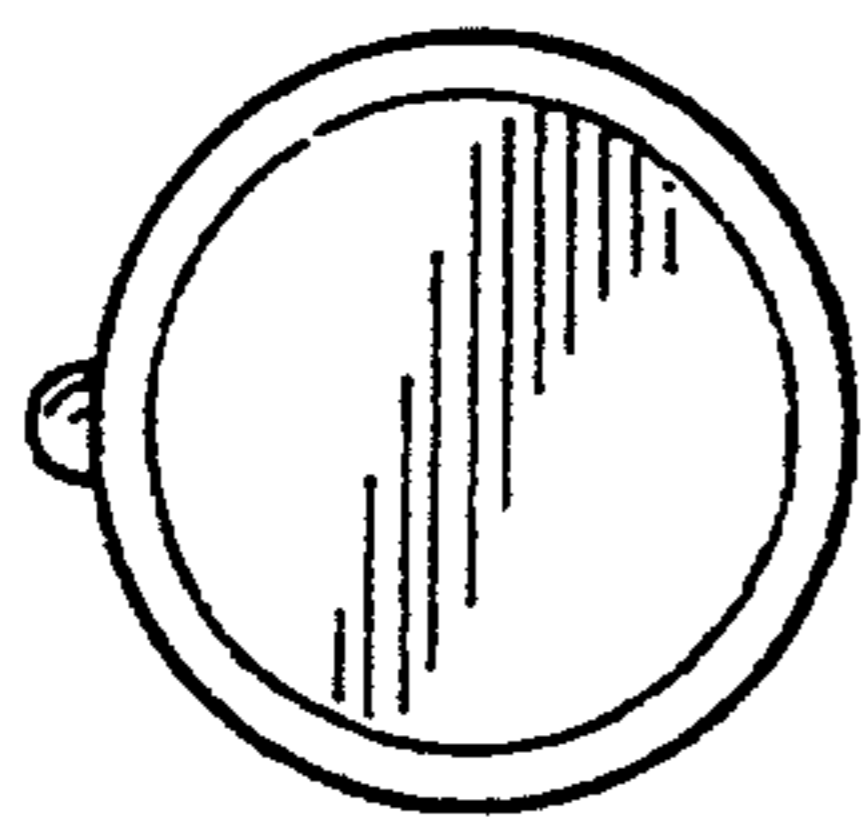


FIG. 6




FIG. 5

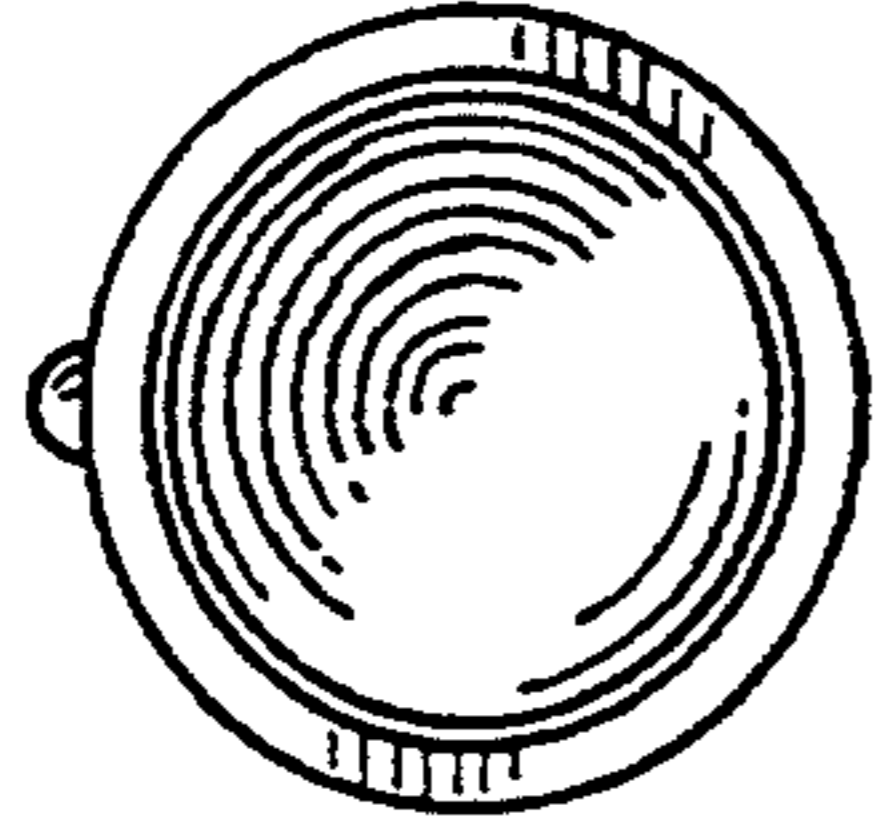


FIG. 7

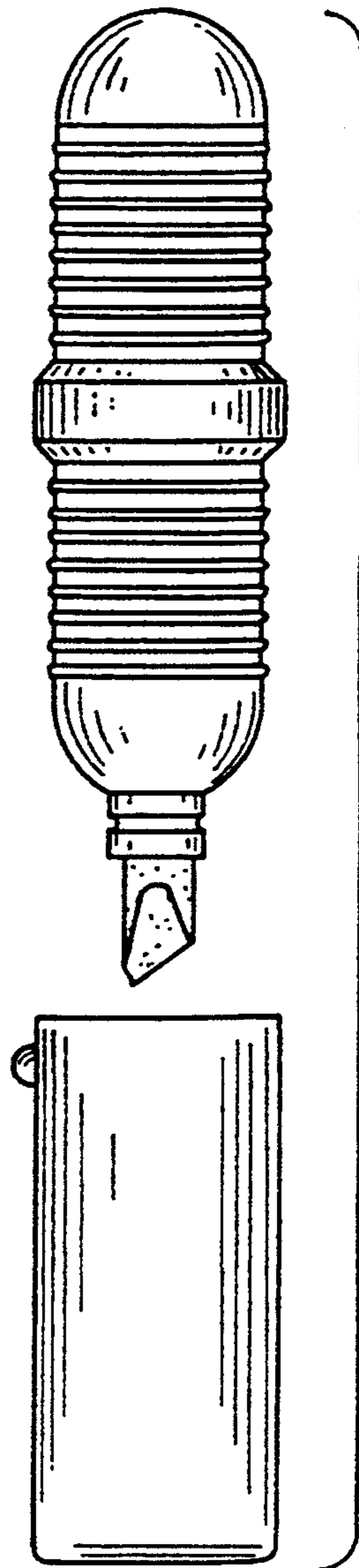


FIG. 8