



US00D355673S

**United States Patent** [19]  
**Takahashi**

[11] **Patent Number: Des. 355,673**  
[45] **Date of Patent: \*\* Feb. 21, 1995**

[54] **WRITING INSTRUMENT**

[75] **Inventor: Osamu Takahashi, Kawagoe, Japan**

[73] **Assignee: Kotobuki & Co., Ltd., Kyoto, Japan**

[\*\*] **Term: 14 Years**

[21] **Appl. No.: 13,218**

[22] **Filed: Sep. 21, 1993**

[52] **U.S. Cl. .... D19/48; D19/51;  
D19/56**

[58] **Field of Search ..... D19/35, 36, 41-51,  
D19/54-58, 81-85; 401/99, 100, 103, 104, 209,  
6, 88**

[56] **References Cited**

**U.S. PATENT DOCUMENTS**

D. 335,306 5/1993 Poisson et al. .... D19/51 X  
D. 338,039 8/1993 Takahashi ..... D19/51

D. 341,622 11/1993 Poisson ..... D19/48  
D. 342,545 12/1993 Kao ..... D19/51 X  
D. 346,401 4/1994 Sakuno ..... D19/51 X

*Primary Examiner*—Martie Thompson  
*Attorney, Agent, or Firm*—Rothwell, Figg, Ernst & Kurz

[57] **CLAIM**

The ornamental design for a writing instrument, as shown and described.

**DESCRIPTION**

FIG. 1 is a front elevational view of a writing instrument showing my new design;  
FIG. 2 is a right side view thereof;  
FIG. 3 is a rear view thereof;  
FIG. 4 is a top plan view thereof;  
FIG. 5 is a bottom view thereof;  
FIG. 6 is a perspective view thereof; and,  
FIG. 7 is a front elevational view thereof with the writing tip extended.






FIG. 1




FIG. 2




FIG. 3




FIG. 4




FIG. 5




FIG. 6




FIG. 7