



US00D355667S

United States Patent [19]

[11] Patent Number: Des. 355,667

Burger

[45] Date of Patent: ** Feb. 21, 1995

[54] GUITAR PICK HOLDER

[76] Inventor: Mark W. Burger, 5352 Elgin La., Chesterton, Ind. 46304

[**] Term: 14 Years

[21] Appl. No.: 11,205

[22] Filed: Jul. 29, 1993

[52] U.S. Cl. D17/20; 84/329

[58] Field of Search D17/20, 99; D3/226; 84/320,322, 329

[56] References Cited

U.S. PATENT DOCUMENTS

D. 309,674	8/1990	Gervase	D17/20
570,321	10/1896	Mahler	84/329
749,616	1/1904	Knell	84/329
3,442,169	5/1969	Bowers	84/322
3,678,793	7/1972	Schultze	84/322
3,752,029	8/1973	Watrous	84/329
4,135,431	1/1979	Ferguson	84/329
4,467,693	8/1984	Nasfell, Jr.	84/329
4,785,708	11/1988	Vaughan	84/329
4,890,531	1/1990	Tischer	84/329
4,982,641	1/1991	Duhart	84/453
5,127,300	7/1992	Silverman	84/329
5,299,485	4/1994	Denton	84/329

Primary Examiner—Bernard Ansher
Assistant Examiner—Adir Aronovich
Attorney, Agent, or Firm—Wallenstein, Wagner & Hattis, Ltd.

[57] CLAIM

The ornamental design for a guitar pick holder, as shown and described.

DESCRIPTION

FIG. 1 is a reduced front perspective view of a guitar pick holder showing my new design;

FIG. 2 is a top plan view of my first embodiment of my pick holder;

FIG. 3 is an end elevation view of my first embodiment of my pick holder with the other end view being a mirror image thereof;

FIG. 4 is a front elevation view of my first embodiment of my pick holder;

FIG. 5 is a bottom plan view of my first embodiment of my pick holder;

FIG. 6 is a rear elevation view of my first embodiment of my pick holder;

FIG. 7 is a reduced front perspective view of a second embodiment of the guitar pick holder;

FIG. 8 is a top plan view of my second embodiment of my pick holder;

FIG. 9 is a an end elevation view of my second embodiment of my pick holder with the other end view being a mirror image thereof;

FIG. 10 is a front elevation view of my second embodiment of my pick holder;

FIG. 11 is a bottom plan view of my second embodiment of my pick holder;

FIG. 12 is a rear elevation view of my second embodiment of my pick holder;

FIG. 13 is a reduced front perspective view of the third embodiment of the guitar pick holder;

FIG. 14 is a top plan view of my third embodiment of my pick holder;

FIG. 15 is an end elevation view of my third embodiment of my pick holder with the other end view being a mirror image thereof;

FIG. 16 is a front elevation view of my third embodiment of my pick holder;

FIG. 17 is a bottom plan view of my third embodiment of my pick holder; and,

FIG. 18 is a rear elevation view of my third embodiment of my pick holder.

The broken lines showing the guitar neck, the tuning pegs and the picks are for illustrative purposes only and form no part of the claimed design.




FIG. 1




FIG. 2



FIG. 3



FIG. 4




FIG. 5



FIG. 6




FIG.7

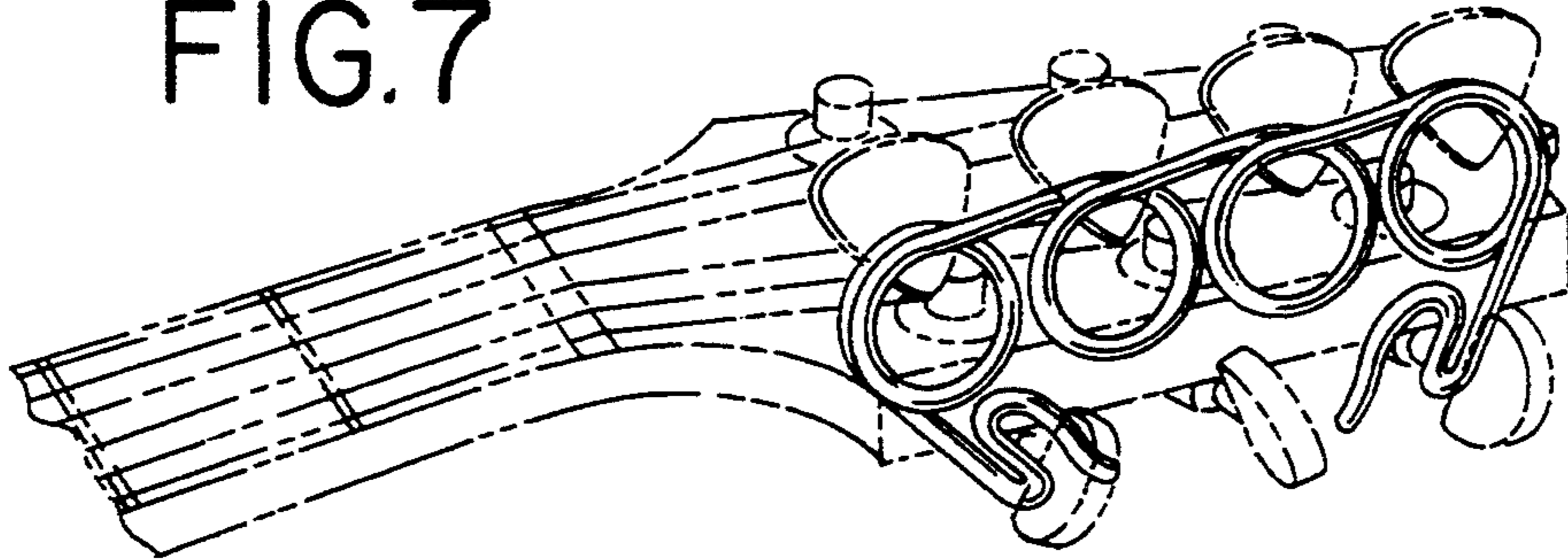


FIG.8



FIG.9



FIG.10




FIG.11



FIG.12




FIG. 13

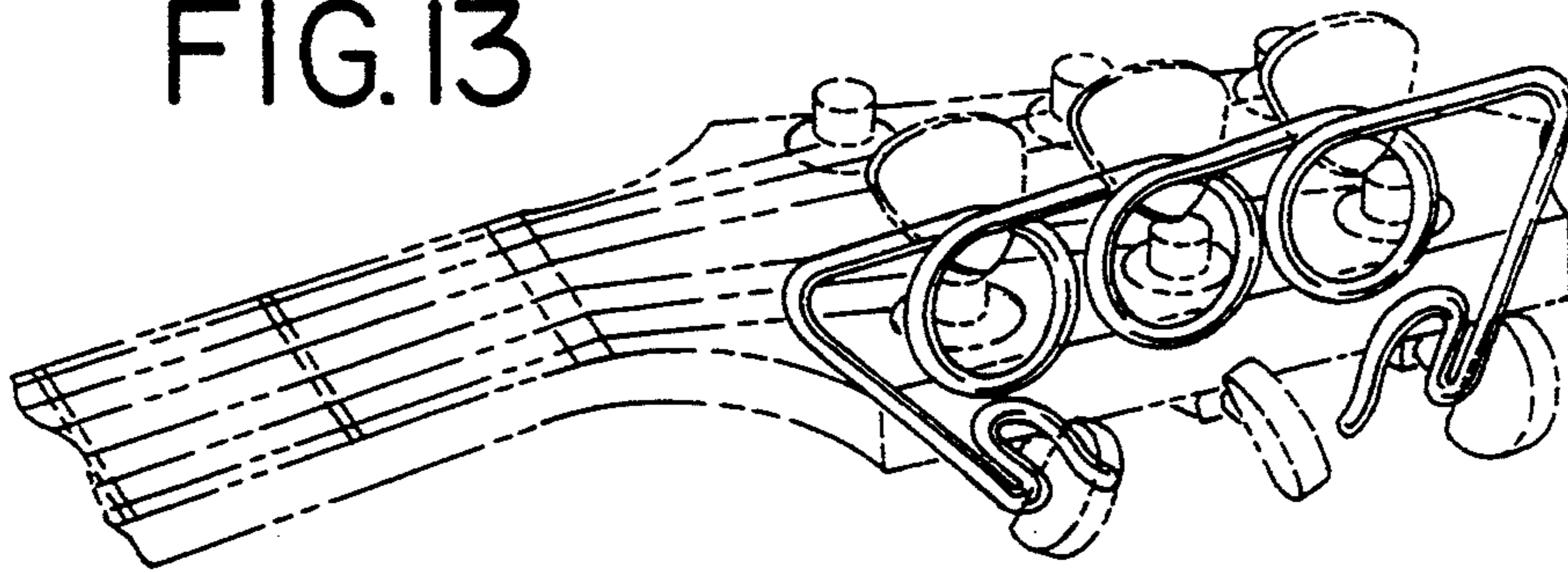


FIG. 14




FIG. 15



FIG. 16




FIG. 17




FIG. 18

