



US00D355661S

United States Patent [19]

[11] Patent Number: **Des. 355,661**

Hessman et al.

[45] Date of Patent: **** Feb. 21, 1995**

[54] **MILLING CUTTER INSERT**

[75] Inventors: **Ingemar Hessman; Stefan Roman,**
both of Sandviken, Sweden

[73] Assignee: **Sandvik AB,** Sandviken, Sweden

[**] Term: **14 Years**

[21] Appl. No.: **15,197**

[22] Filed: **Nov. 10, 1993**

[30] **Foreign Application Priority Data**

May 11, 1993 [SE] Sweden 931154

[52] U.S. Cl. **D15/139**

[58] Field of Search D15/139; 407/113-117

[56] **References Cited**

U.S. PATENT DOCUMENTS

D. 304,949 12/1989 Niebauer D15/139

D. 305,239 12/1989 Niebauer D15/139
D. 344,276 2/1994 Markusson et al. D15/139
D. 345,985 4/1994 Ishikawa et al. D15/139

Primary Examiner—Alan P. Douglas
Assistant Examiner—Antoine D. Davis
Attorney, Agent, or Firm—Burns, Doane, Swecker & Mathis

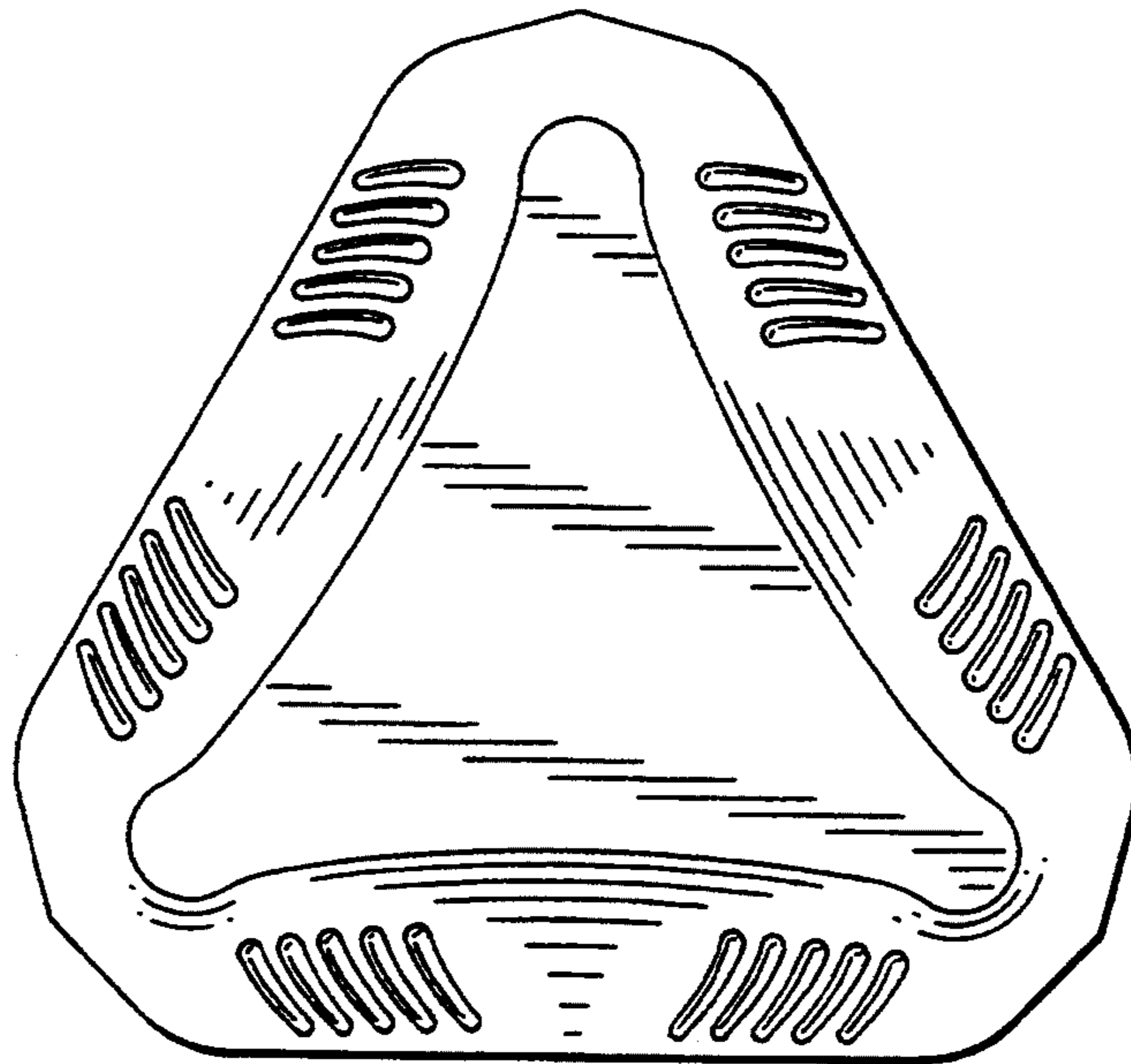
[57] **CLAIM**

The ornamental design for a milling cutter insert, as shown and described.

DESCRIPTION

FIG. 1 is a side view of the milling cutter insert; FIG. 2 is a top perspective view thereof; and, FIG. 3 is a top plan view thereof.

The other sides are not shown as they are identical to the illustrated side and the bottom is not shown as it is identical with the top.



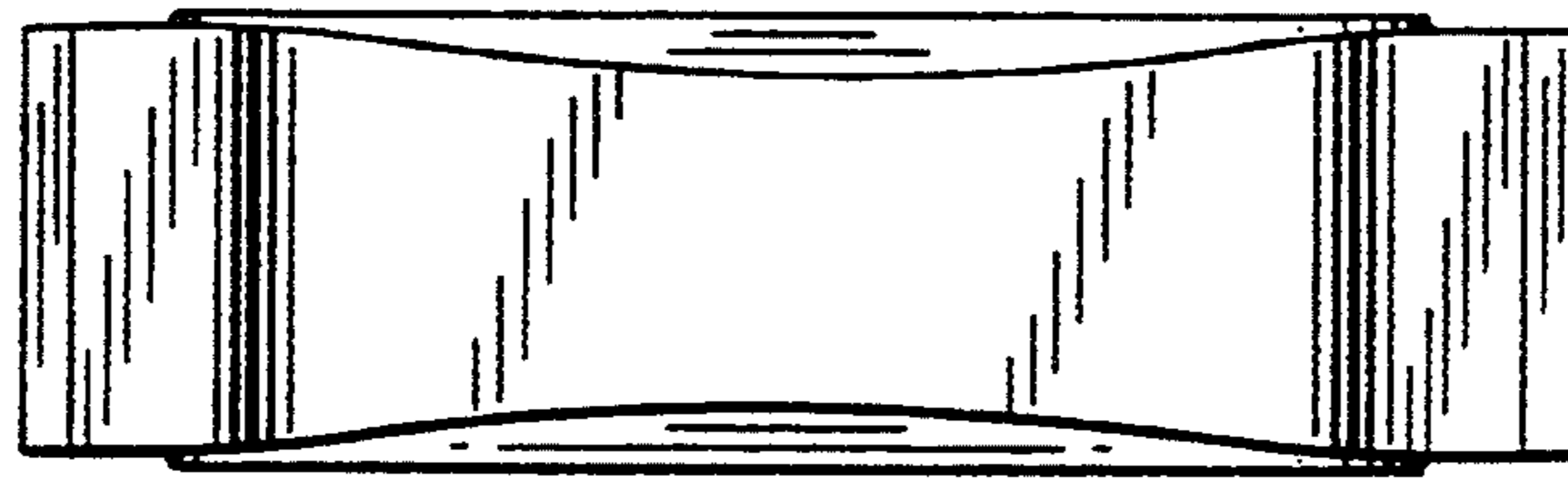


FIG. 1




FIG. 2

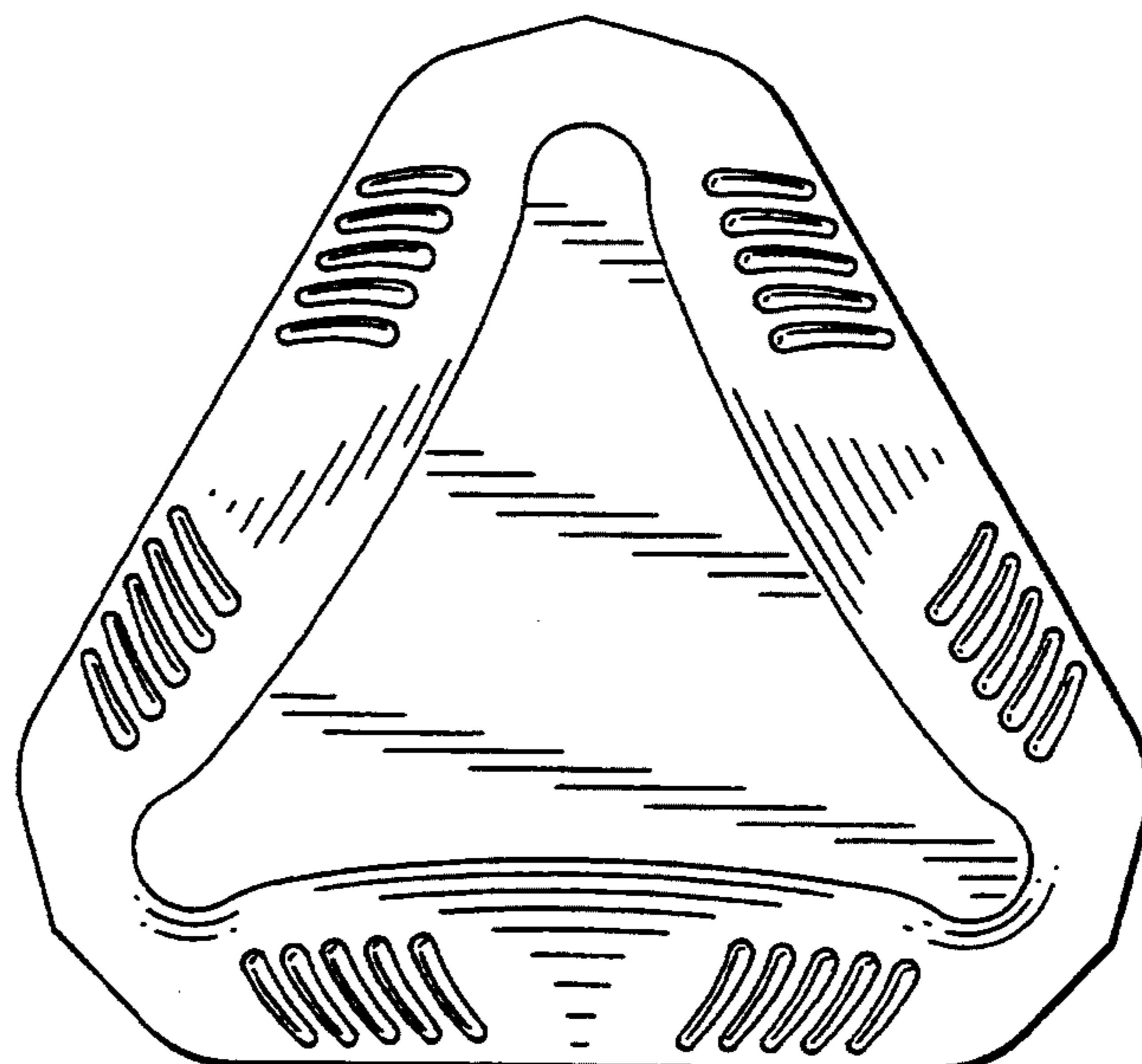


FIG. 3