



US00D355636S

United States Patent [19]

[11] Patent Number: **Des. 355,636**

Dickerson et al.

[45] Date of Patent: **** Feb. 21, 1995**

[54] **COMBINED PEGBOARD AND CONSOLE FOR A VAN**

[76] Inventors: **Betty J. Dickerson; Darrell F. Dickerson**, both of 740 15th St. NW., Naples, Fla. 33964

[**] Term: **14 Years**

[21] Appl. No.: **15,615**

[22] Filed: **Nov. 22, 1993**

[52] U.S. Cl. **D12/419**

[58] Field of Search **D12/419; D10/46.1; 224/42.11, 42.42, 42.45 R, 308-311, 275-277; 296/37.1, 37.6, 37.8; 211/73, 50; 40/1, 124.4, 489; 298/220.3, 451**

[56] **References Cited**

U.S. PATENT DOCUMENTS

D. 264,525	5/1982	Page, Jr.	D12/419
D. 271,541	11/1983	Rockwell	D12/419
D. 280,729	9/1985	Paternostro	D12/419
D. 328,521	8/1992	Stevold	D12/419
D. 328,569	8/1992	Stevold	D12/419

D. 336,985	7/1993	Hickmann et al.	D12/419
864,254	8/1907	Perkins	40/1
2,513,239	6/1950	Hatchett	40/124.4
2,621,807	12/1952	Rendich	269/54.5
2,759,295	8/1956	Keuls	446/118
2,843,970	7/1958	Keuls	446/100
4,989,846	2/1991	Quinn	269/54.5

Primary Examiner—James M. Gandy
Assistant Examiner—M. Brown
Attorney, Agent, or Firm—Merrill N. Johnson

[57] **CLAIM**

The ornamental design for a combined pegboard and console for a van, as shown and described.

DESCRIPTION

FIG. 1 is a top perspective view of a combined pegboard and console for a van showing our new design; FIG. 2 is a left sideelevational view thereof; FIG. 3 is a top plan view thereof; FIG. 4 is a rear elevational view thereof; and, FIG. 5 is a front elevational view thereof. The broken lines shown in FIGS. 2, 4 and 5 representing pegs are for illustrative purposes only and form no part of the claimed design.

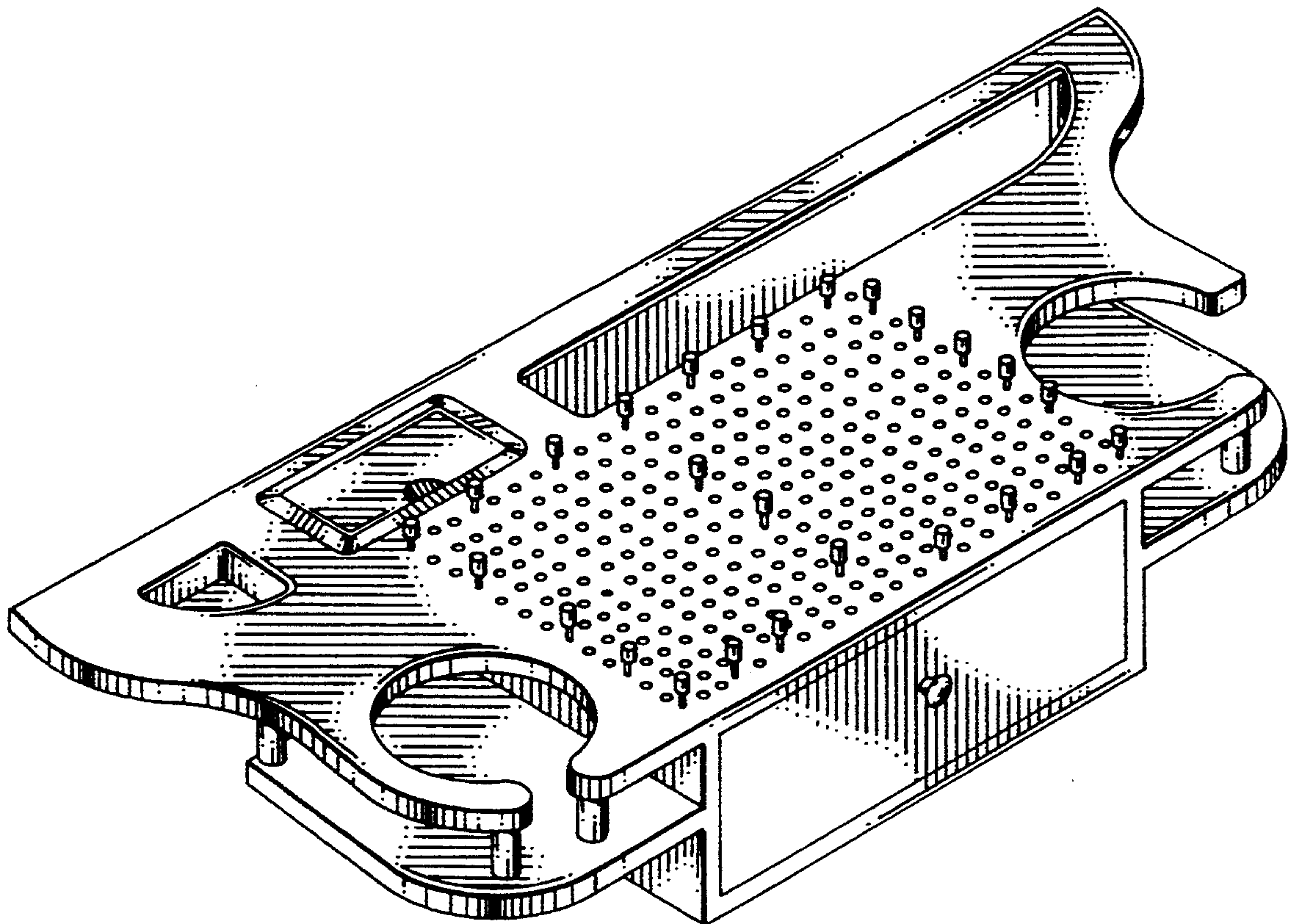


FIG. 2

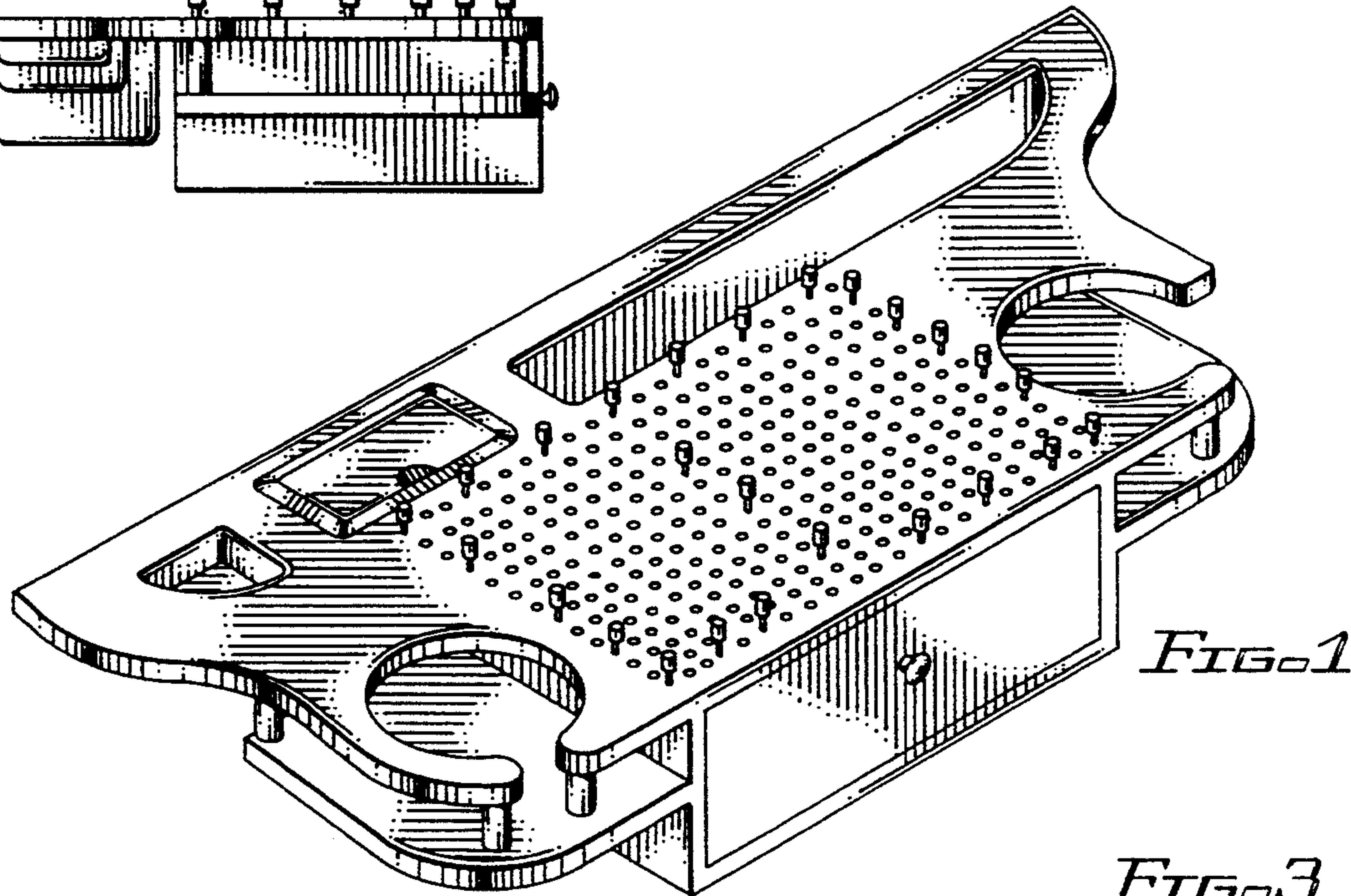
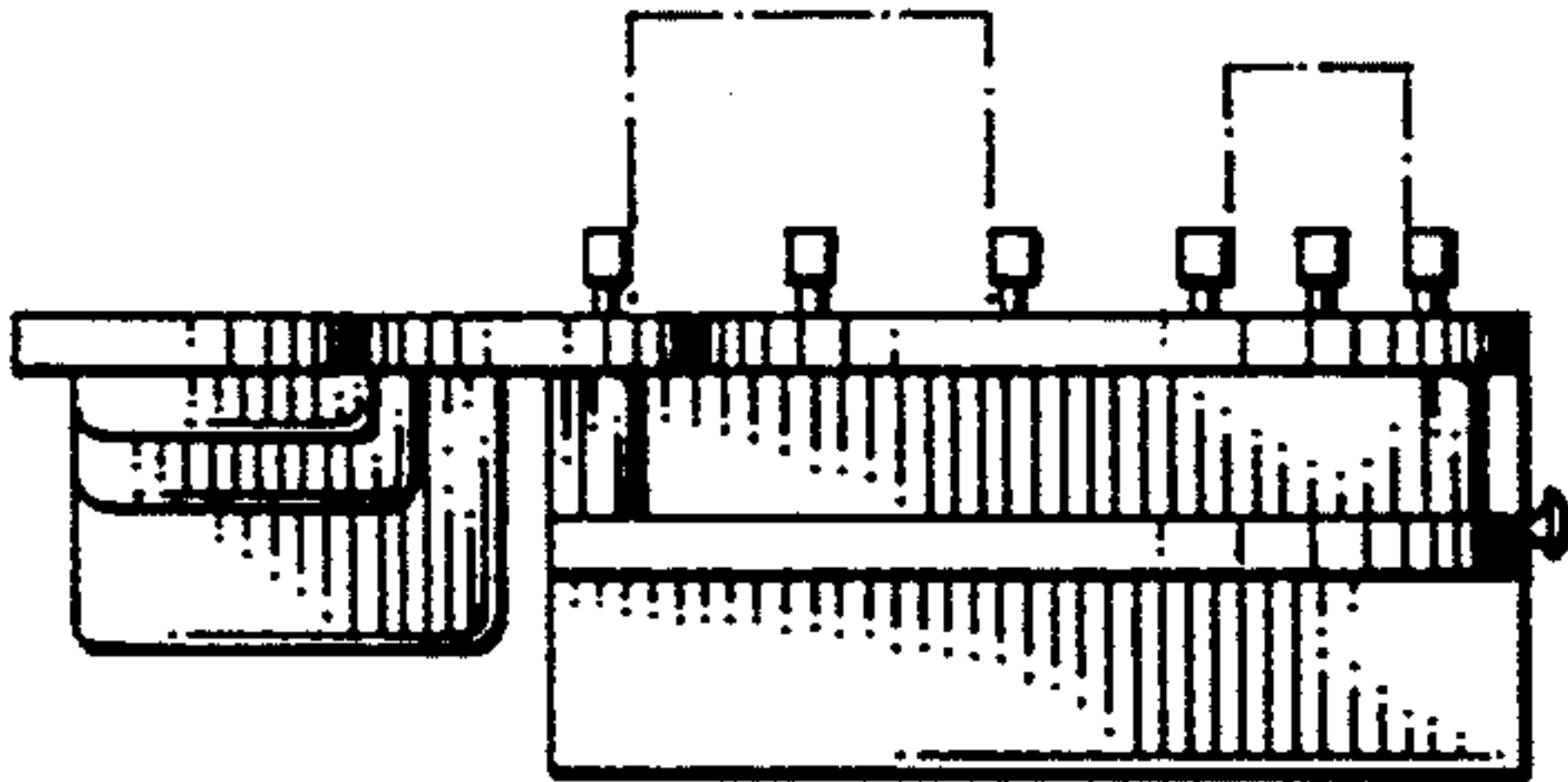


FIG. 3

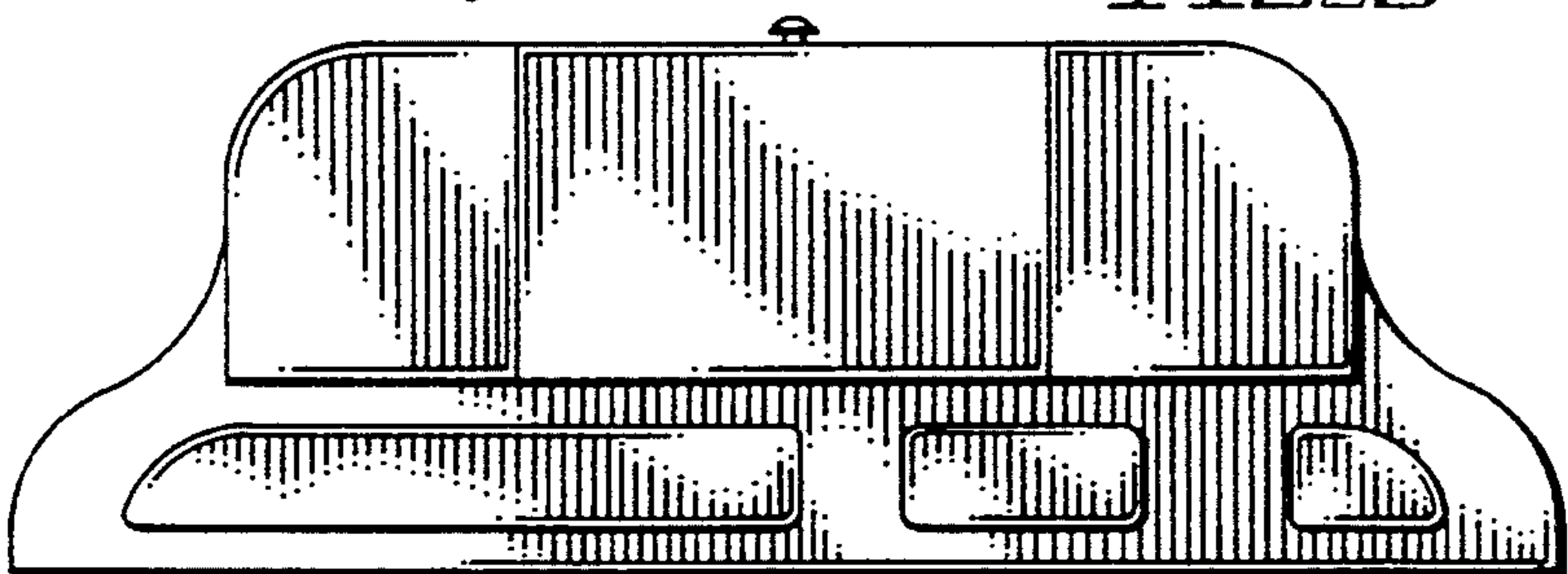


FIG. 4

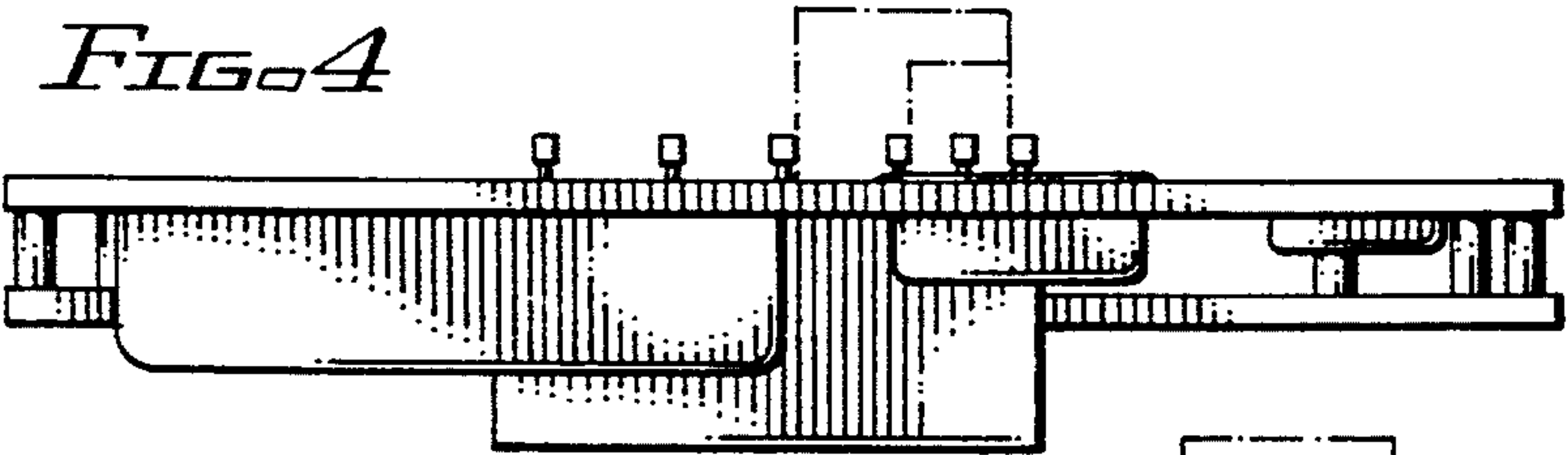


FIG. 5

