



US00D355614S

**United States Patent** [19]  
**Sato**

[11] **Patent Number: Des. 355,614**  
[45] **Date of Patent: \*\* Feb. 21, 1995**

[54] **WRIST WATCH**

- [75] **Inventor: Tetsunori Sato, Tokyo, Japan**
- [73] **Assignee: Casio Computer Co., Ltd., Tokyo, Japan**
- [\*\*] **Term: 14 Years**
- [21] **Appl. No.: 2,558**
- [22] **Filed: Dec. 15, 1992**
- [52] **U.S. Cl. .... D10/39; D10/31**
- [58] **Field of Search ..... D10/1-40, D10/122-132; 368/276-277, 280-282, 285, 10**

**OTHER PUBLICATIONS**

*Swiss Watch + Jewelry Journal*—Mar. 1980—p. 415—  
Watch at Top-Right.  
*European Jeweler*—Feb. 1987—p. 160—Watches at  
Top.  
*Jeweler's Circular—Keystone*—Oct. 1985—p. 169—  
Watch.  
*Primary Examiner*—Nelson C. Holtje  
*Attorney, Agent, or Firm*—Frishauf, Holtz, Goodman &  
Woodward

**CLAIM**

[57] The ornamental design for a wrist watch, as shown and described.

**DESCRIPTION**

FIG. 1 is a front elevation view of a wrist watch showing my new design;  
FIG. 2 is a right side elevation view thereof;  
FIG. 3 is a left side elevation view thereof;  
FIG. 4 is a top plan view thereof;  
FIG. 5 is a bottom plan view thereof;  
FIG. 6 is a rear elevation view thereof; and,  
FIG. 7 is a perspective view thereof.

[56] **References Cited**

**U.S. PATENT DOCUMENTS**

D. 261,113	10/1981	Fukumura	.....	D10/39
D. 266,490	10/1982	Takahashi	.....	D10/39
D. 266,491	10/1982	Abe	.....	D10/39
D. 267,861	2/1983	Ohsawa	.....	D10/39
D. 269,953	8/1983	Fukumura	.....	D10/39
D. 283,984	5/1986	Kano	.....	D10/39




FIG. 4




FIG. 3




FIG. 1




FIG. 2

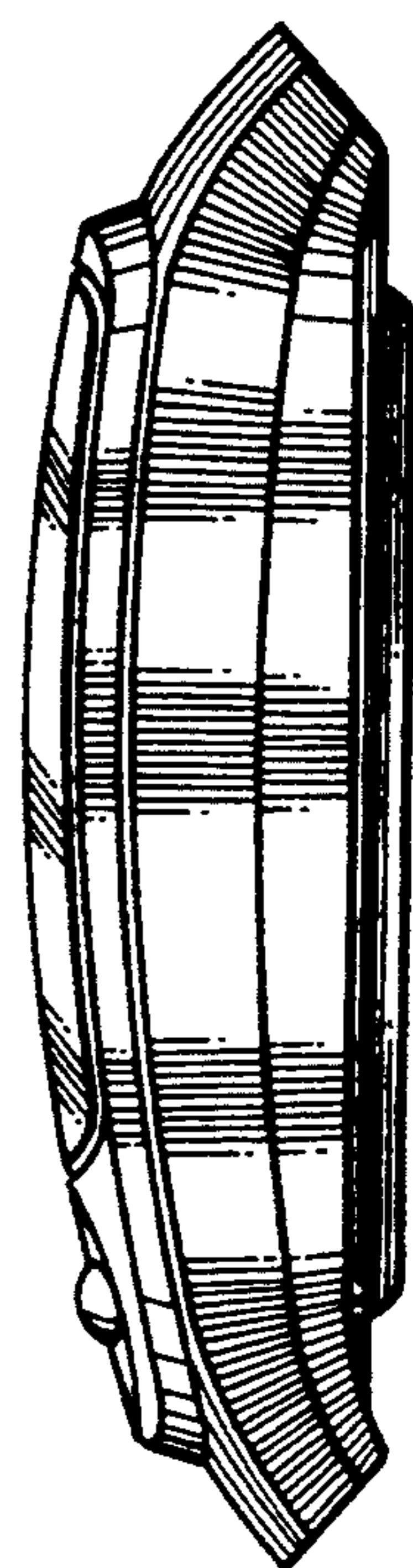


FIG. 5



FIG. 6

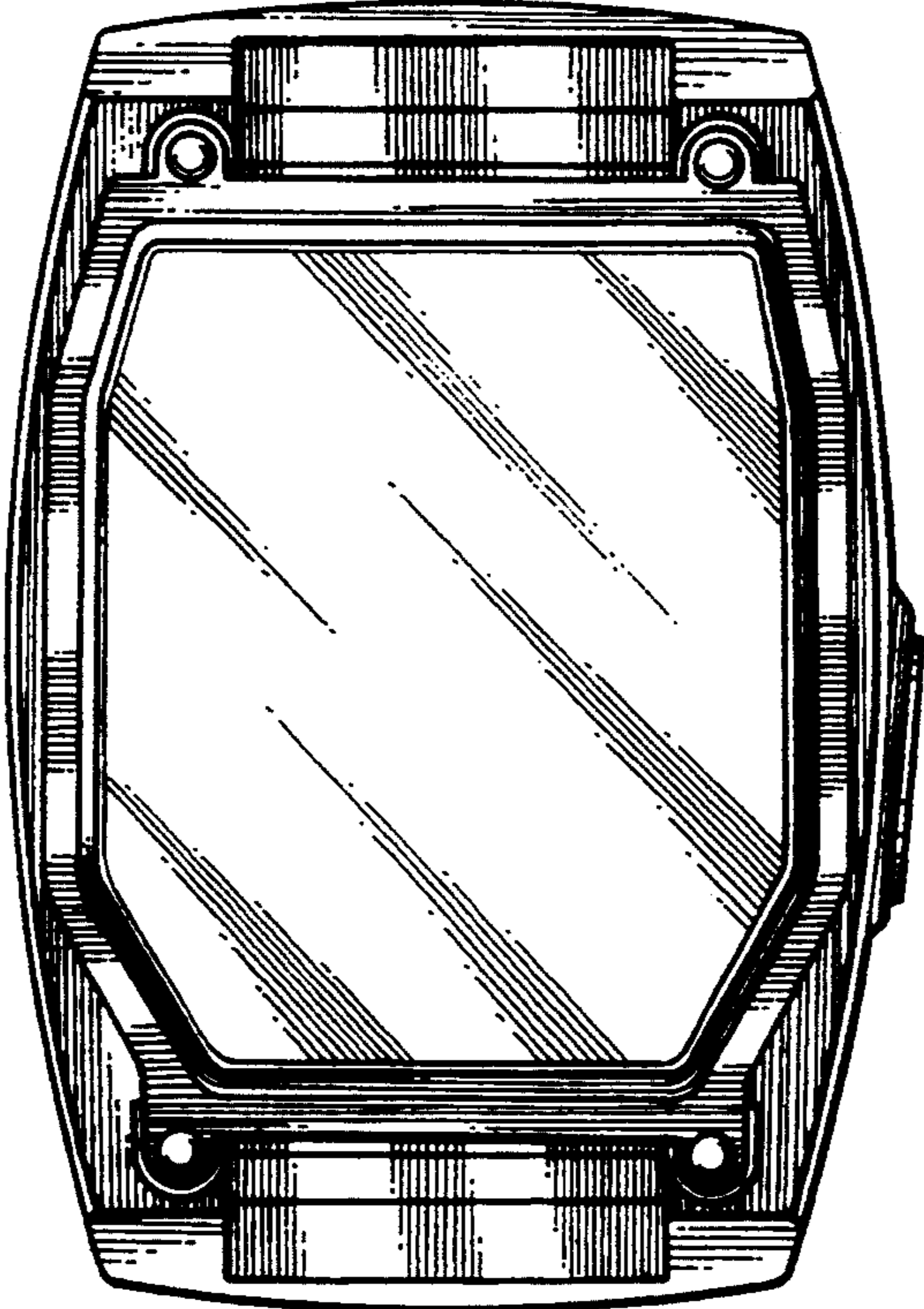


FIG. 7

