



US00D355613S

# United States Patent [19]

[11] Patent Number: **Des. 355,613**

Takani et al.

[45] Date of Patent: **\*\* Feb. 21, 1995**

[54] WRIST WATCH

D. 327,441	6/1992	Yamamoto	.....	D10/38
D. 327,445	6/1992	Fujihara	.....	D10/39
D. 333,100	2/1993	Morishima	.....	D10/38

[75] Inventors: **Naomi Takani, Tachikawa; Shigeru Hanagata, Kawasaki, both of Japan**

*Primary Examiner*—Nelson C. Holtje  
*Attorney, Agent, or Firm*—Frishauf, Holtz, Goodman & Woodward

[73] Assignee: **Casio Computer Co., Ltd., Tokyo, Japan**

[\*\*] Term: **14 Years**

### [57] CLAIM

[21] Appl. No.: **2,906**

The ornamental design for a wrist watch, as shown and described.

[22] Filed: **Dec. 22, 1992**

### DESCRIPTION

[52] U.S. Cl. .... **D10/39; D10/30**

[58] Field of Search ..... **D10/1-40, D10/122-132; 368/276-277, 280-282, 285**

FIG. 1 is a front elevation view of a wrist watch showing our new design;  
FIG. 2 is a right side elevation view thereof;  
FIG. 3 is a left side elevation view thereof;  
FIG. 4 is a top plan view thereof;  
FIG. 5 is a bottom plan view thereof;  
FIG. 6 is a rear elevation view thereof; and,  
FIG. 7 is a perspective view thereof.

### [56] References Cited

#### U.S. PATENT DOCUMENTS

D. 314,518	2/1991	Kawashima	.....	D10/39
D. 325,535	4/1992	Yamamoto	.....	D10/39



FIG. 4




FIG. 3




FIG. 1



FIG. 2




FIG. 5



FIG. 6

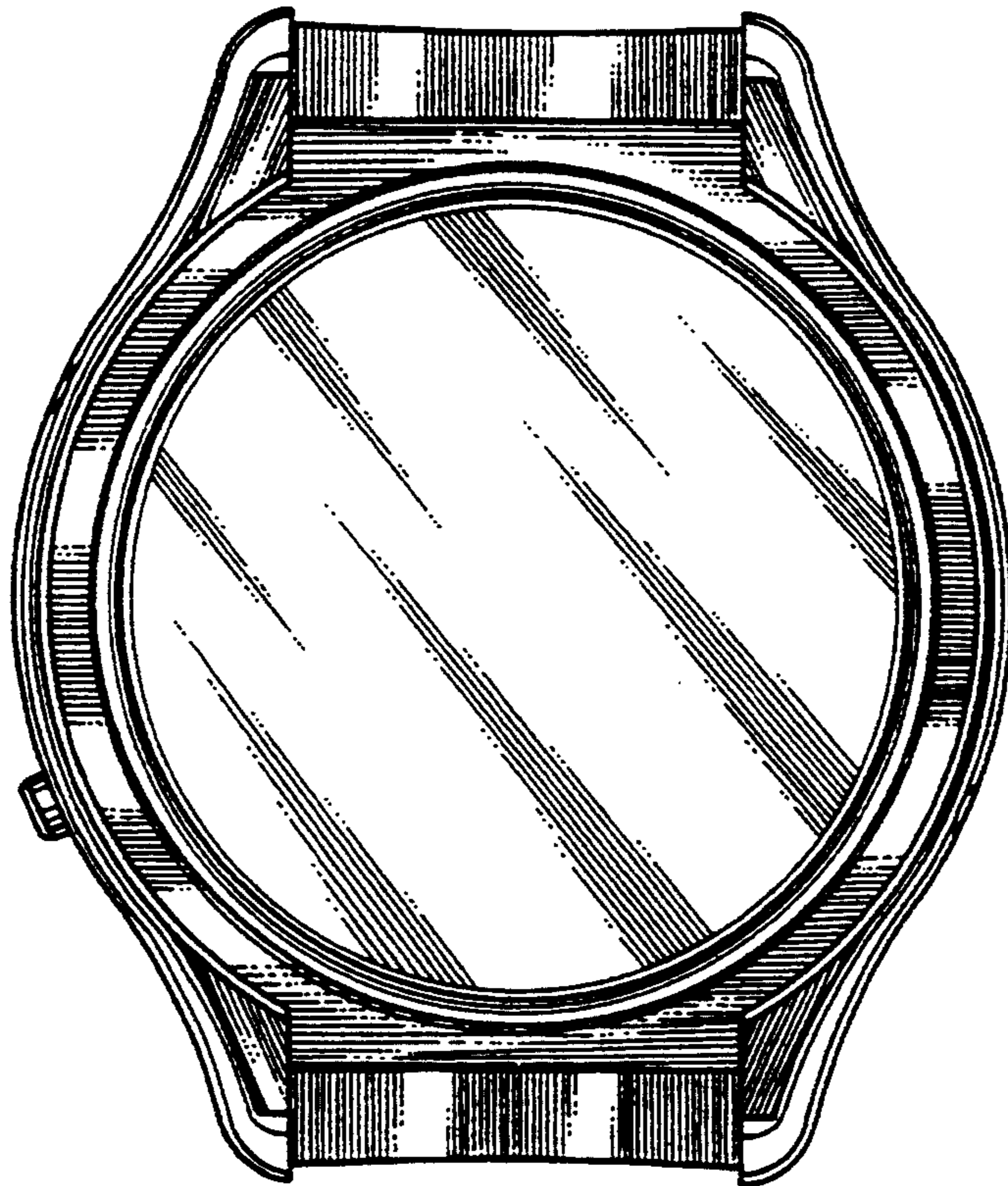


FIG. 7

