



US00D355612S

United States Patent [19]
Nakamura

[11] **Patent Number: Des. 355,612**
[45] **Date of Patent: ** Feb. 21, 1995**

[54] **WRIST WATCH**
[75] **Inventor: Shuji Nakamura, Hamura, Japan**
[73] **Assignee: Casio Computer Co., Ltd., Tokyo, Japan**
[**] **Term: 14 Years**
[21] **Appl. No.: 7,336**
[22] **Filed: Apr. 19, 1993**

D. 339,749 9/1993 Ishizaka D10/30 X

OTHER PUBLICATIONS

Swiss Watch & Jewelry Journal—Mar. 1977—p. 353—watch #11 at middle.
Primary Examiner—Nelson C. Holtje
Attorney, Agent, or Firm—Frishauf, Holtz, Goodman & Woodward

[30] **Foreign Application Priority Data**

Nov. 27, 1992 [JP] Japan 4-34697

[52] **U.S. Cl.** D10/38; D10/30

[58] **Field of Search** D10/1-40,
D10/122-132; 368/276-277, 280-282, 285

[57] **CLAIM**

The ornamental design for a wrist watch, as shown and described.

DESCRIPTION

FIG. 1 is a front elevation view of a wrist watch showing my new design;
FIG. 2 is a right side elevation view thereof;
FIG. 3 is a left side elevation view thereof;
FIG. 4 is a top plan view thereof;
FIG. 5 is a bottom plan view thereof;
FIG. 6 is a rear elevation view thereof; and,
FIG. 7 is a perspective view thereof.

[56] **References Cited**

U.S. PATENT DOCUMENTS

D. 301,692 6/1989 Wakamatsu D10/38
D. 325,530 4/1992 Moriai D10/38




FIG.4



FIG.3




FIG.1




FIG.2




FIG.5




FIG. 6

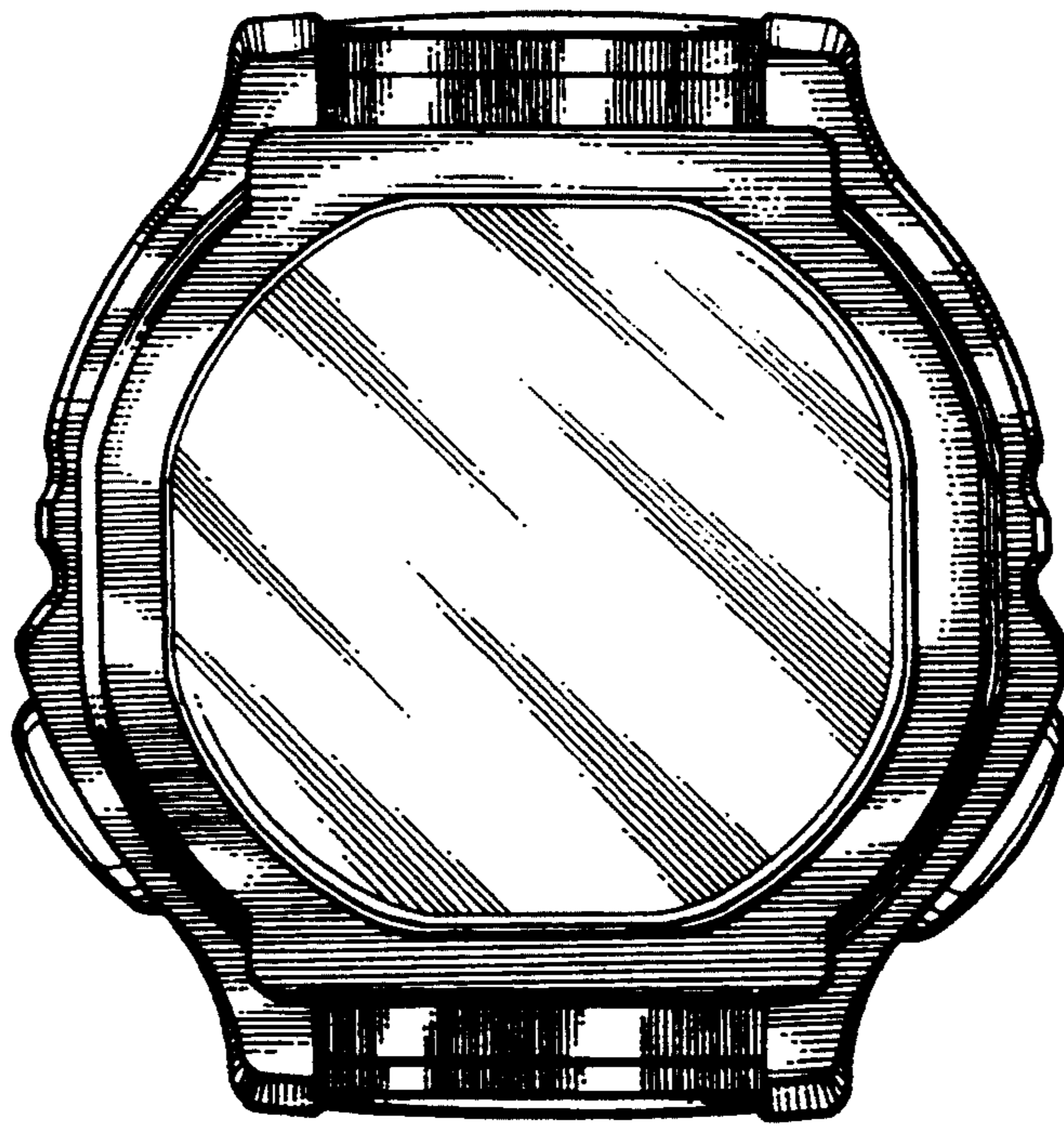


FIG. 7

