



US00D355611S

United States Patent [19]
Hanagata

[11] **Patent Number: Des. 355,611**
[45] **Date of Patent: ** Feb. 21, 1995**

[54] **COMBINED WRIST WATCH, CALCULATOR AND TELEPHONE INDEX AND TELEPHONE INDEX**

[75] **Inventor: Shigeru Hanagata, Kawasaki, Japan**

[73] **Assignee: Casio Computer Co., Ltd., Tokyo, Japan**

[**] **Term: 14 Years**

[21] **Appl. No.: 7,337**

[22] **Filed: Apr. 19, 1993**

[52] **U.S. Cl. D10/31; D10/30; D18/2**

[58] **Field of Search D10/1-40, D10/122-132; 368/276-277, 280-282, 285, 10; D18/2, 7**

[56] **References Cited**

U.S. PATENT DOCUMENTS

D. 244,012	4/1977	Oake	D18/2 X
D. 266,490	10/1982	Takahashi	D10/39
D. 267,861	2/1983	Ohsawa	D10/39
D. 339,299	9/1993	Kawashima	D10/31
D. 349,063	7/1994	Hanagata	D10/39
3,928,960	12/1975	Reese	D18/2 X

OTHER PUBLICATIONS

European Jeweler-(U.Z.)-May 1985 p. 91-watch at top-right.

*Primary Examiner-Nelson C. Holtje
Attorney, Agent, or Firm-Frishauf, Holtz, Goodman & Woodward*

[57] **CLAIM**

The ornamental design for a combined wrist watch, calculator and telephone index, as shown and described.

DESCRIPTION

FIG. 1 is a front elevation view of a combined wrist watch, calculator and telephone index showing my new design;

FIG. 2 is a right side elevation view thereof;

FIG. 3 is a left side elevation view thereof;

FIG. 4 is a top plan view thereof;

FIG. 5 is a bottom plan view thereof;

FIG. 6 is a rear elevation view thereof;

FIG. 7 is a perspective view thereof;

FIG. 8 is a right side elevation view thereof with the front cover opened;

FIG. 9 is a left side elevation view thereof with the front cover opened; and,

FIG. 10 is a perspective view thereof with the front cover opened.



FIG. 4




FIG. 3

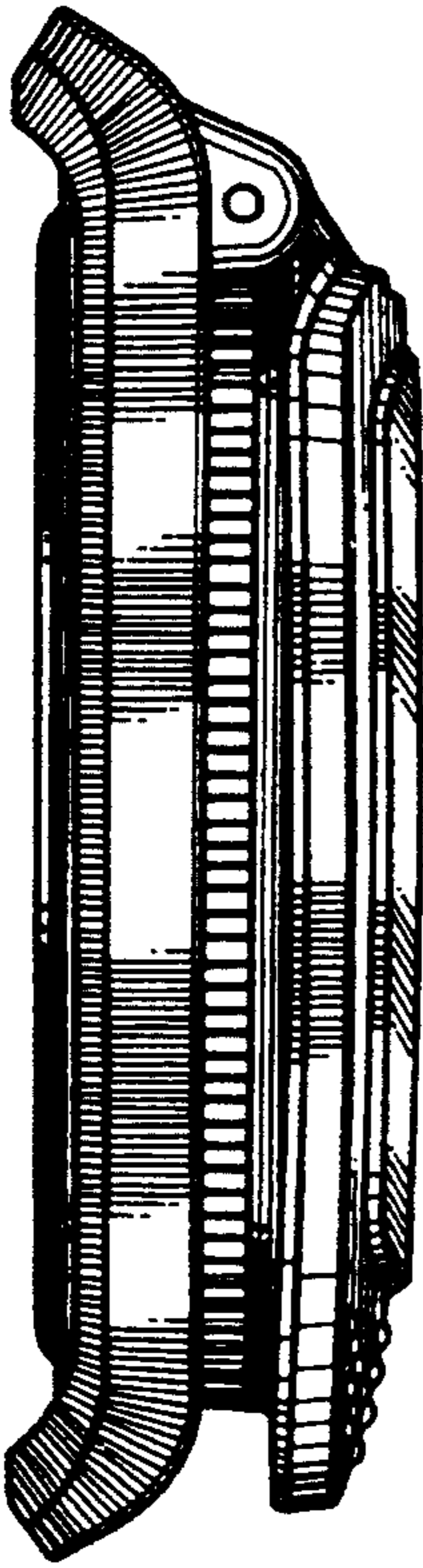


FIG. 1

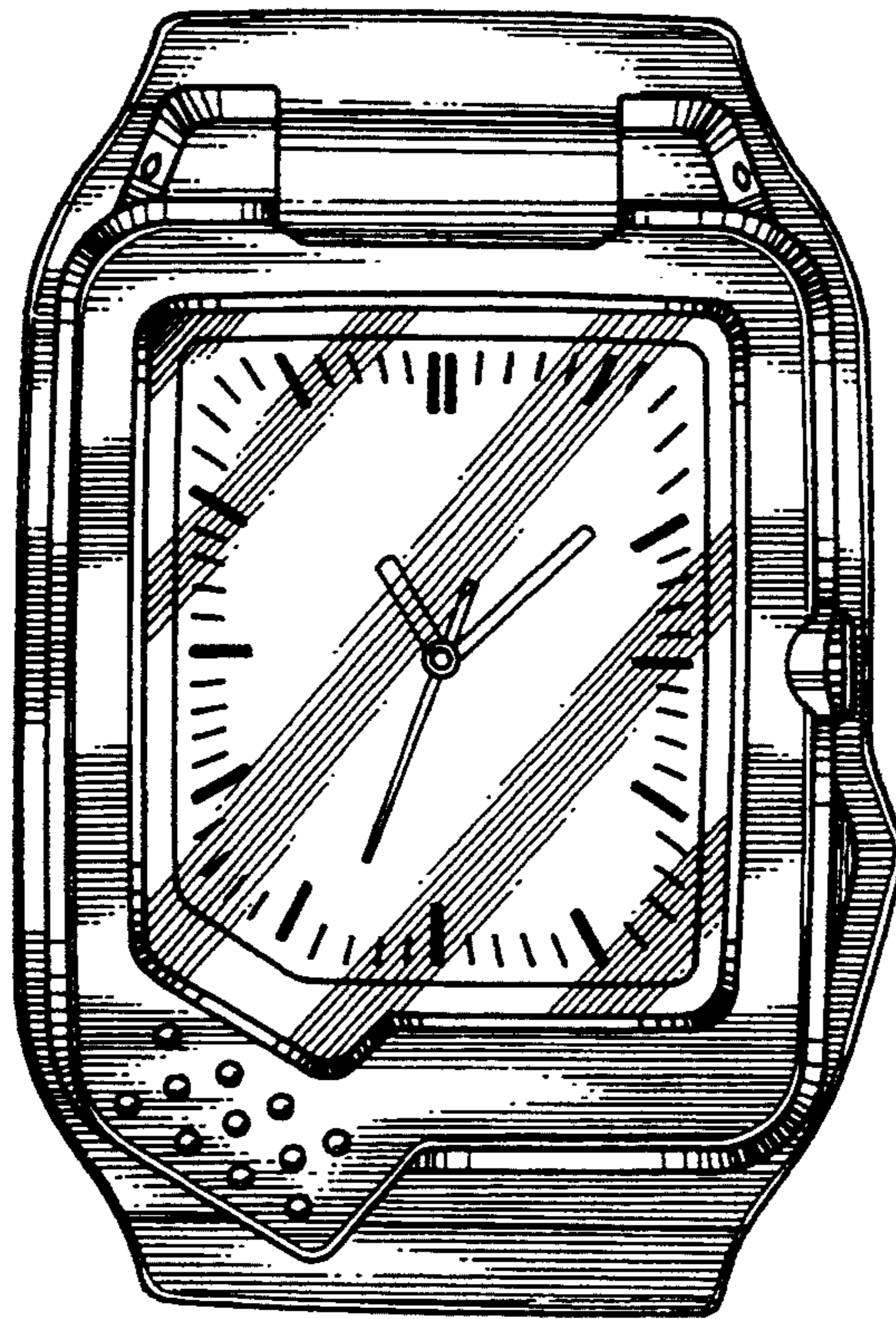


FIG. 2

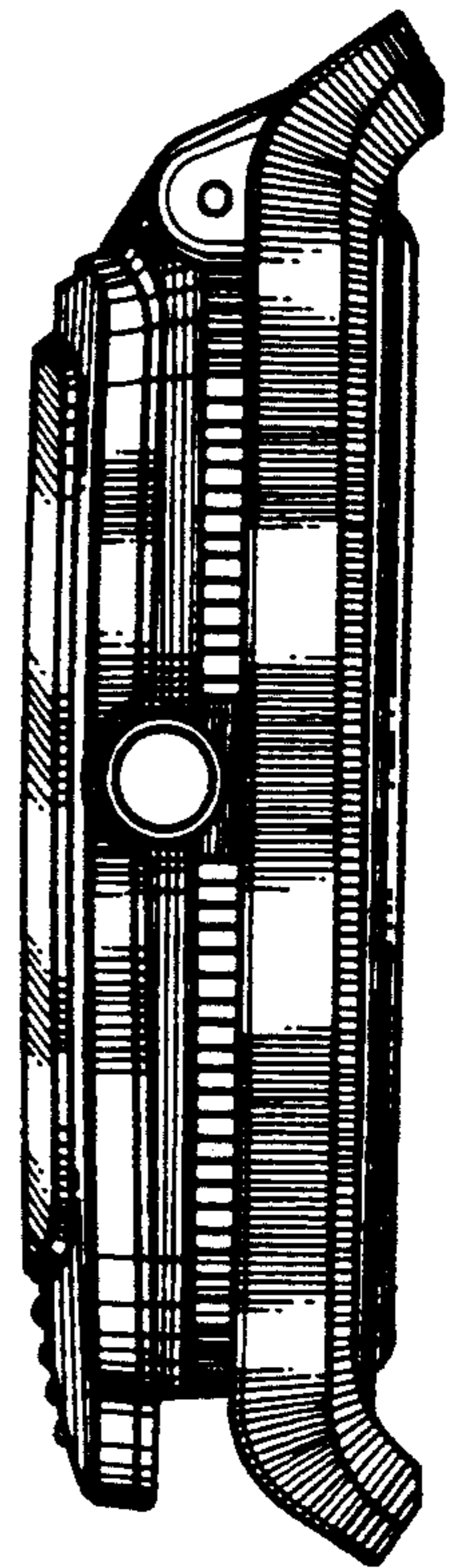



FIG. 5



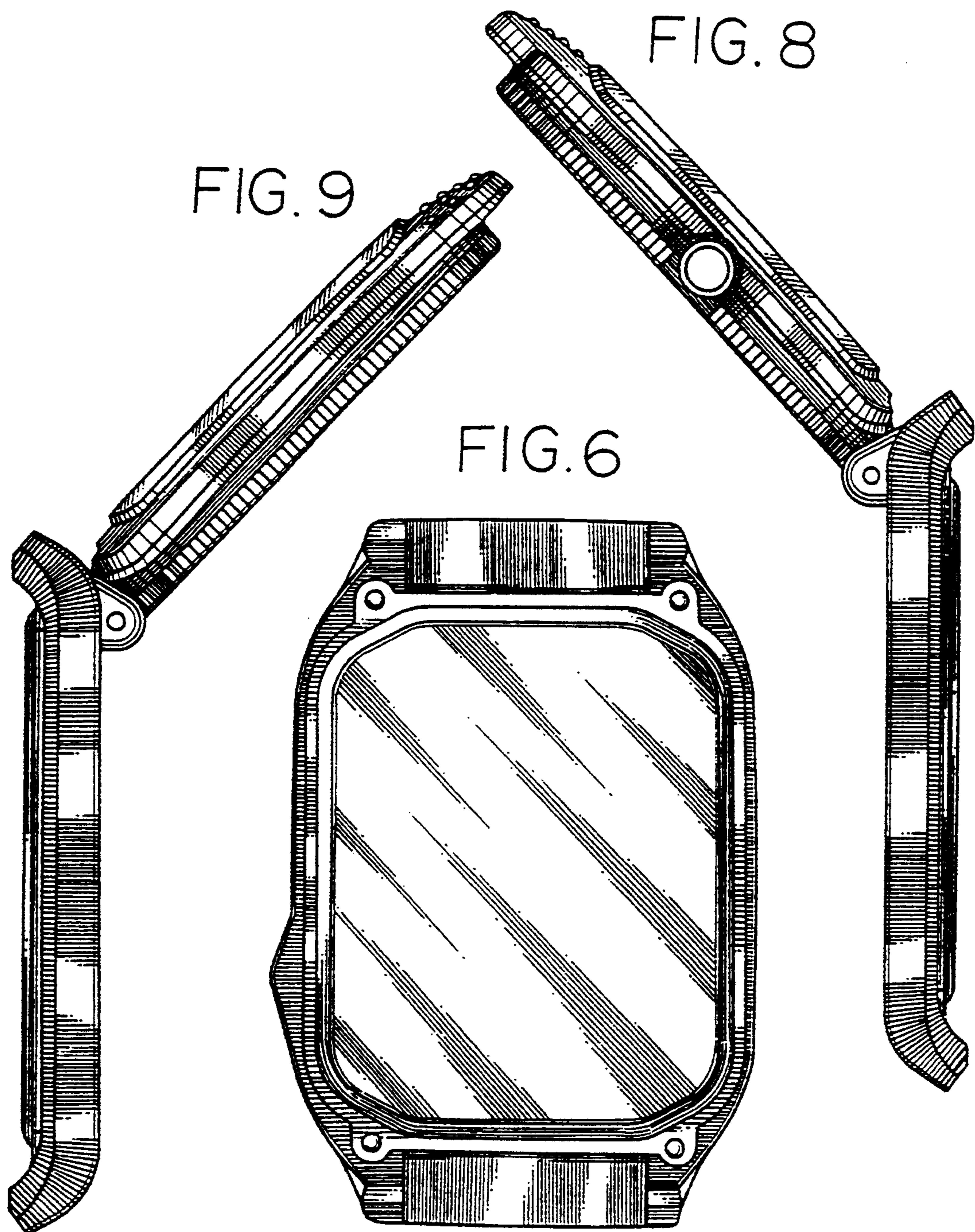


FIG. 7




FIG. 10

