



US00D355599S

# United States Patent [19]

[11] Patent Number: **Des. 355,599**

**Tkaczow**

[45] Date of Patent: **\*\* Feb. 21, 1995**

[54] **MAXI CADDY**

[76] Inventor: **Jayne F. Tkaczow**, 7062 N. Bergen Rd., Byron, N.Y. 14422

[\*\*] Term: **14 Years**

[21] Appl. No.: **7,971**

[22] Filed: **May 7, 1993**

[52] U.S. Cl. .... **D9/432; D9/423; D32/37**

[58] Field of Search ..... **D9/432, 423, 420, 337, D9/424; D3/273, 274, 294; D34/7, 8; D32/37; 220/351, 356, 908, 1.5; D7/605, 603, 612, 629, 393, 610; D6/553, 559; 206/300, 278, 581, 235; 217/5, 3 BC**

[56] **References Cited**

**U.S. PATENT DOCUMENTS**

- D. 149,867 6/1948 Giambone et al. .... D32/37
- D. 305,715 1/1990 Bruno ..... D7/612

- D. 306,373 3/1990 Materna ..... D6/559 X
- D. 326,391 5/1992 Verchere ..... D7/612 X
- D. 342,365 12/1993 Conaway et al. .... D32/37
- 1,380,908 6/1921 Hothersall ..... 220/356
- 4,930,653 6/1990 Machado ..... 220/908 X

*Primary Examiner*—Prabhakar G. Deshmukh  
*Attorney, Agent, or Firm*—Hugh E. Smith

[57] **CLAIM**

The ornamental design for a maxi caddy, as shown and described.

**DESCRIPTION**

FIG. 1 is a front elevational view of the maxi caddy showing my new design;  
 FIG. 2 is a rear elevational view thereof;  
 FIG. 3 is a left side elevational view thereof;  
 FIG. 4 is a right side elevational view thereof;  
 FIG. 5 is a top plan view thereof;  
 FIG. 6 is a bottom plan view thereof; and,  
 FIG. 7 is a perspective view thereof.




FIG. 1







FIG. 2



*FIG. 3*

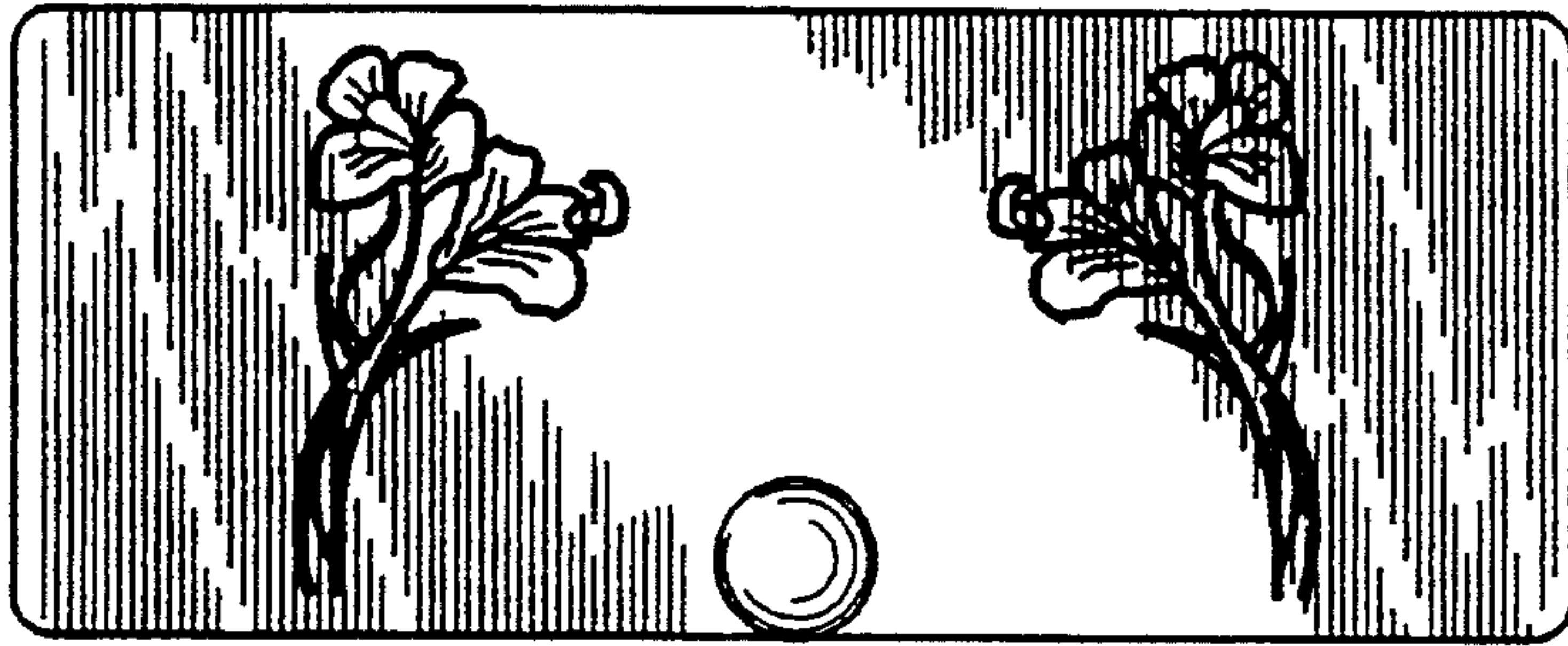


*FIG. 4*





*FIG. 5*



*FIG. 6*

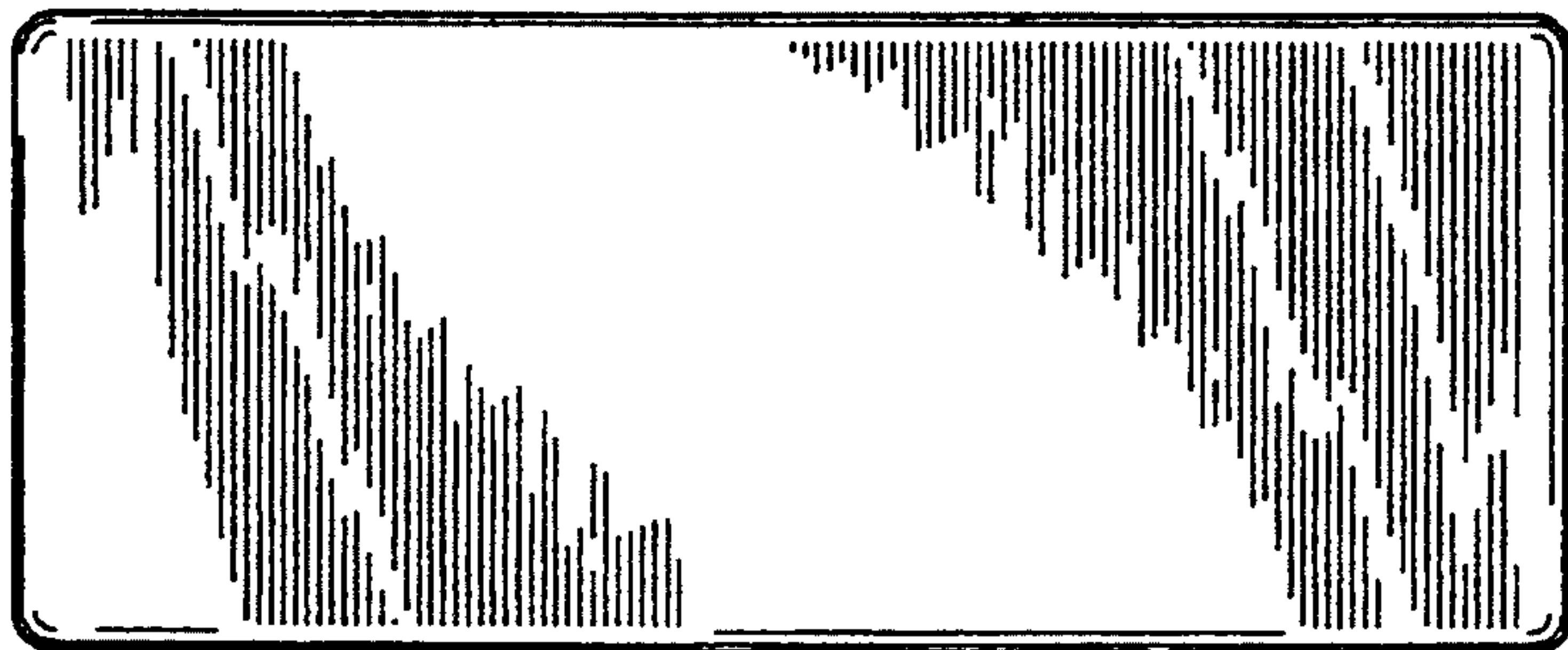


FIG. 7

