



US00D355583S

United States Patent [19]

[11] Patent Number: **Des. 355,583**

Beauchane

[45] Date of Patent: **** Feb. 21, 1995**

[54] **FASTENER FOR LINES**

[76] Inventor: **Rollin P. Beauchane**, 29600 S. Dryland Rd., Canby, Oreg. 97013

[**] Term: **14 Years**

[21] Appl. No.: **878,024**

[22] Filed: **May 4, 1992**

[52] U.S. Cl. **D8/356**

[58] Field of Search D8/356, 382, 499; 289/17; 24/115 R, 129 R, 129 A, 129 C

4,105,349 8/1978 Kupperman et al. 24/129 R
 4,745,663 5/1988 Crowson 24/129 C
 4,910,834 3/1990 Minkler 24/129 A

Primary Examiner—B. J. Bullock
Attorney, Agent, or Firm—Chernoff, Vilhauer, McClung & Stenzel

[57] CLAIM

The ornamental design for a fastener for lines, as shown and described.

DESCRIPTION

FIG. 1 is a front elevational view of a fastener for lines showing my new design;
 FIG. 2 is a rear elevational view;
 FIG. 3 is a left side elevational view;
 FIG. 4 is a right side elevational view;
 FIG. 5 is a top plan view; and,
 FIG. 6 is a bottom plan view.

[56] **References Cited**

U.S. PATENT DOCUMENTS

750,033	1/1904	Horlacher	289/17
1,711,911	5/1929	Strawser	289/17
2,825,592	3/1958	Semple	289/17
3,728,762	4/1973	Hogg	24/129 C

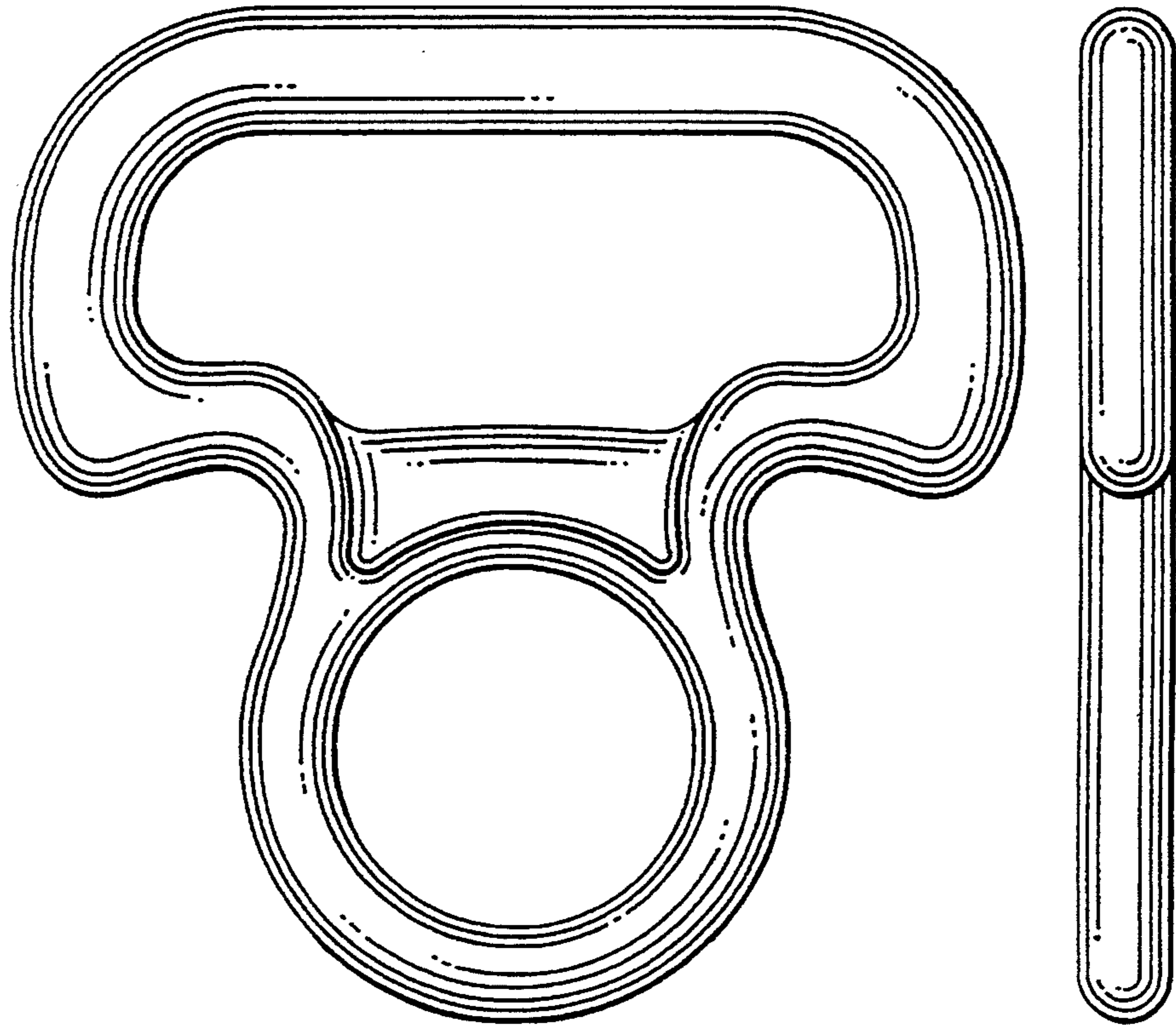




Fig. 5

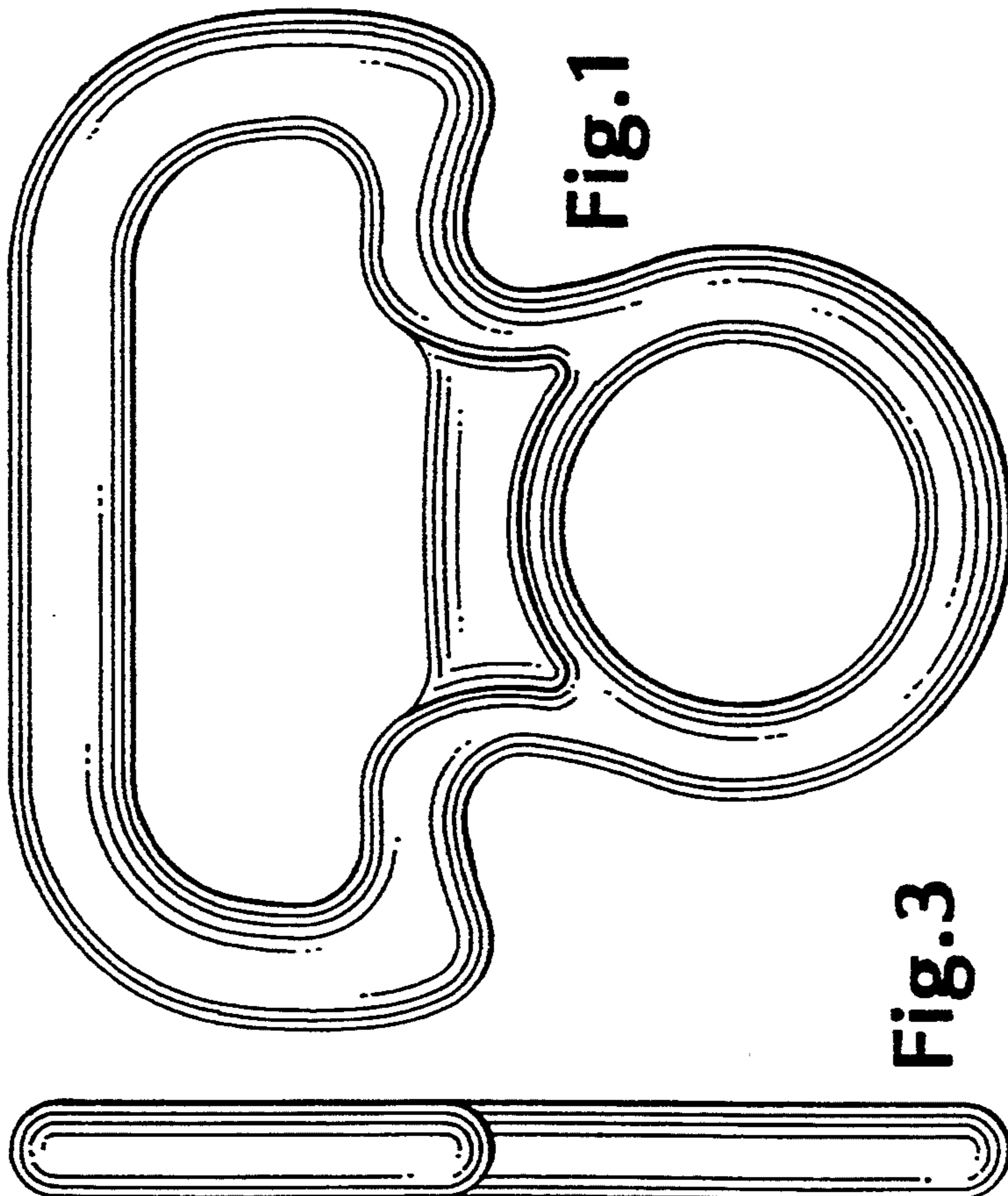


Fig. 1

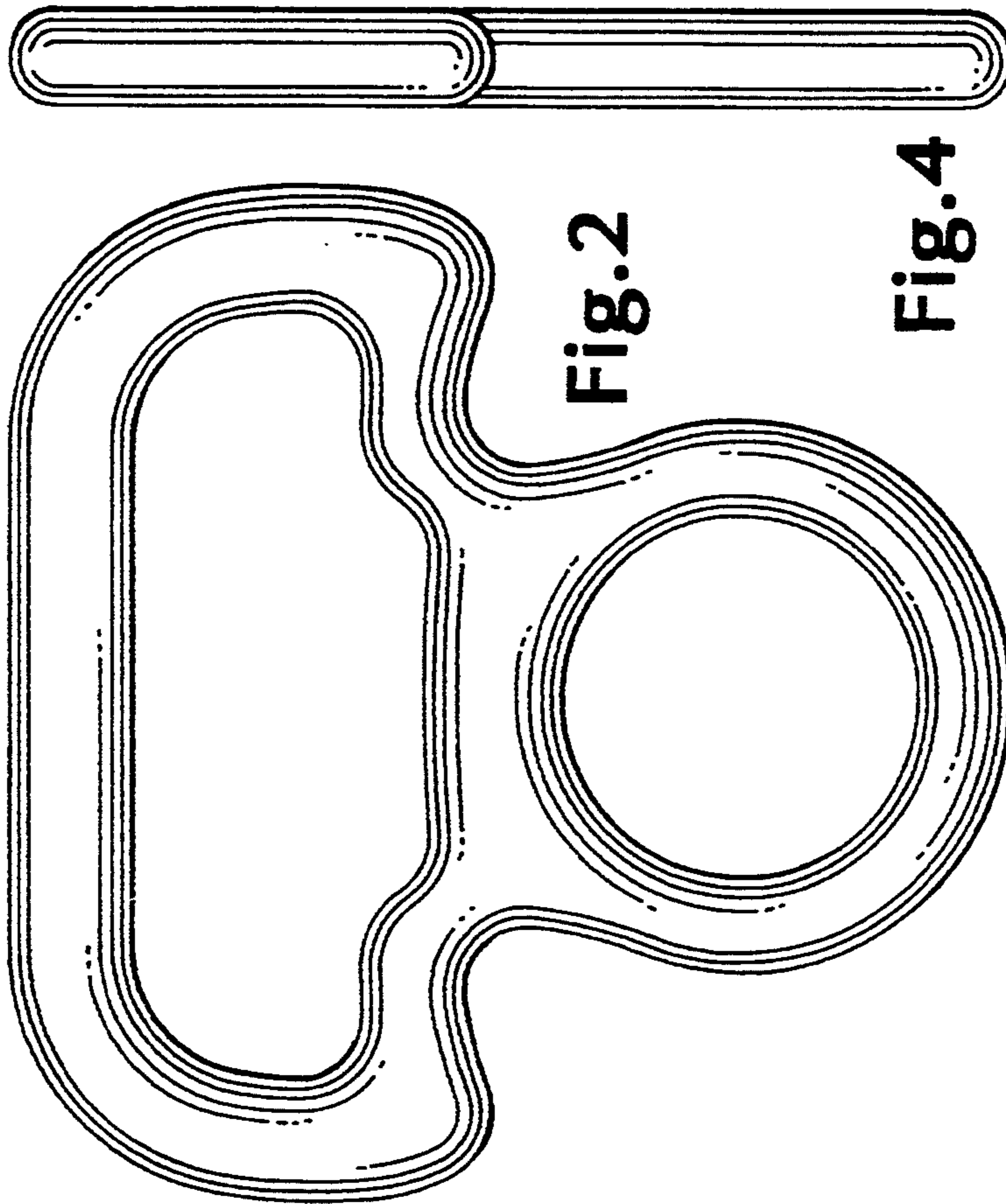


Fig. 2



Fig. 6



Fig. 4

Fig. 3