



US00D355542S

# United States Patent [19]

[11] Patent Number: **Des. 355,542**

Jiang

[45] Date of Patent: **\*\* Feb. 21, 1995**

[54] CHAIR

- D. 235,396 6/1975 Onoguchi ..... D6/380
- D. 259,841 7/1981 Mioni ..... D6/380
- D. 278,870 5/1985 Giorgetti ..... D6/369
- D. 347,745 6/1994 Grosfillex ..... D6/369 X

[76] Inventor: **Giu Jiang**, No. 21, Lane 160, Ho Tso St., Feng Yuan City, Taichung Hsien, Taiwan, Prov. of China

*Primary Examiner*—Nelson C. Holtje  
*Assistant Examiner*—Gary D. Watson  
*Attorney, Agent, or Firm*—Bacon & Thomas

[\*\*] Term: **14 Years**

[21] Appl. No.: **14,773**

[57] **CLAIM**

[22] Filed: **Nov. 2, 1993**

The ornamental design for a chair, as shown and described.

[52] U.S. Cl. .... **D6/380; D6/369**

[58] Field of Search ..... **D6/334, 369, 370, 374, D6/375, 376, 379, 380, 500, 501, 502; 297/445, 446**


**DESCRIPTION**

[56] **References Cited**

**U.S. PATENT DOCUMENTS**

- D. 16,924 10/1886 Graves ..... D6/369
- D. 65,389 8/1924 Skvarenina ..... D6/380
- D. 79,021 7/1929 Forst ..... D6/369
- D. 94,778 3/1935 Raventos ..... D6/380

FIG. 1 is a front-left-top perspective view of a chair, showing my new design;  
FIG. 2 is a front elevational view thereof;  
FIG. 3 is a rear elevational view thereof;  
FIG. 4 is a right side elevational view thereof (the left side being a mirror image thereof);  
FIG. 5 is a top plan view thereof; and,  
FIG. 6 is a bottom plan view thereof.






FIG. 1

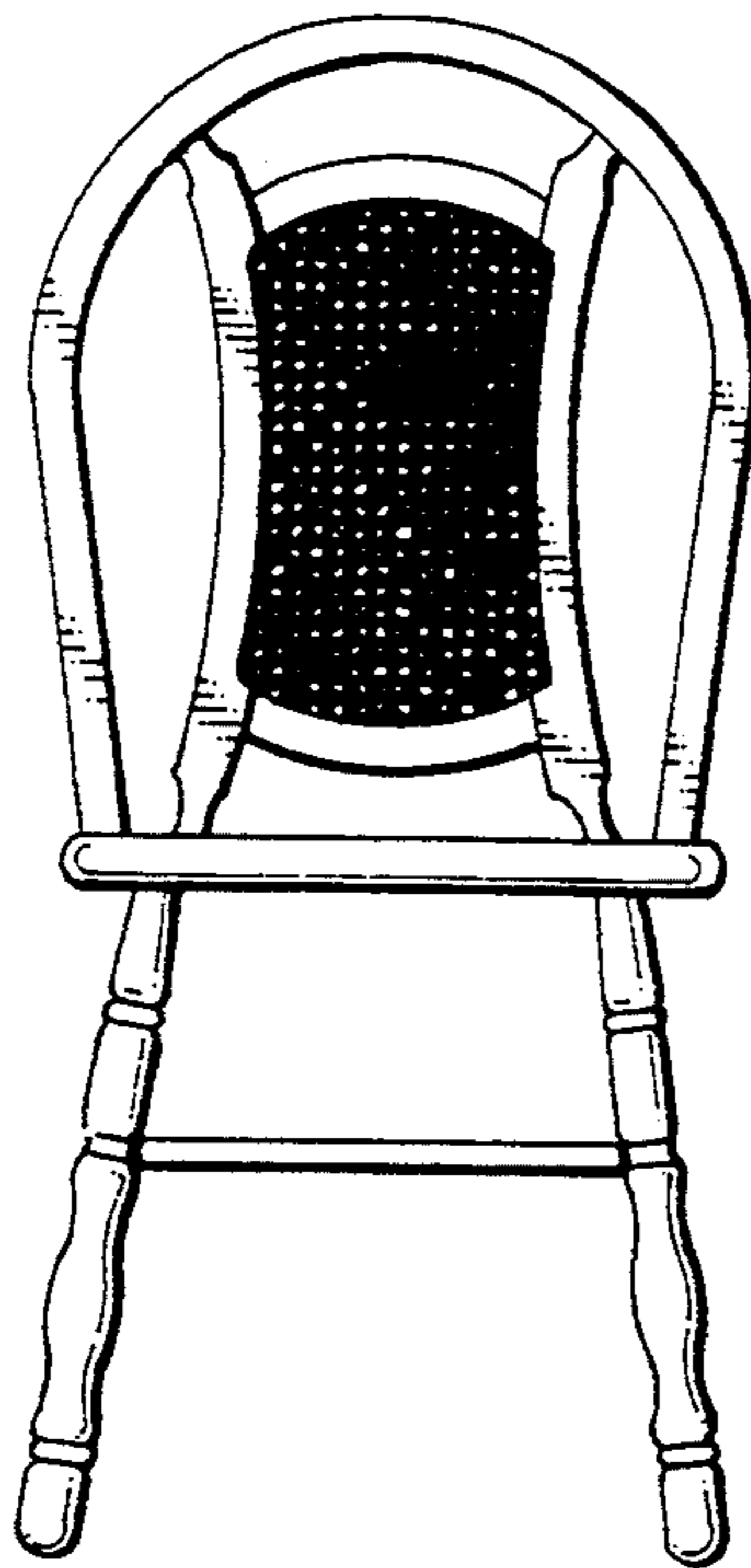


FIG. 2

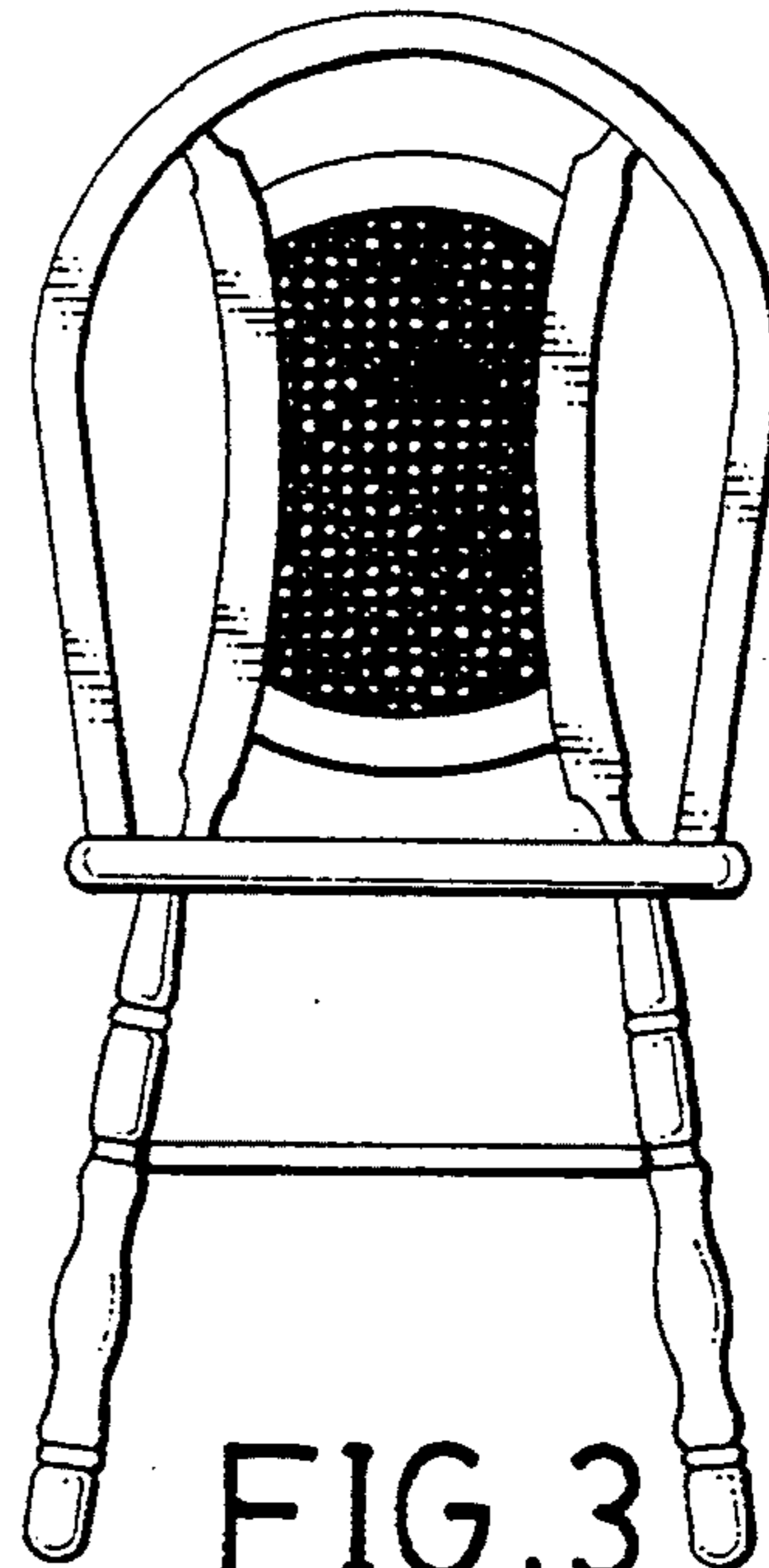


FIG. 3




FIG. 4




FIG. 5




FIG. 6