



US00D355528S

United States Patent [19]

Croft et al.

[11] Patent Number: Des. 355,528

[45] Date of Patent: ** Feb. 21, 1995

[54] **CARD FOR HOLDING BAIT**

[75] Inventors: **William F. Croft; Gregory S. Floyd; Donald R. Musil**, all of Wooster, Ohio

[73] Assignee: **Rubbermaid Specialty Products Inc.**, Wooster, Ohio

4,589,546 5/1986 Sunderland 206/315
 4,739,577 4/1988 Lanius 43/54.1
 4,768,651 9/1988 Lanius 206/315
 4,782,619 11/1988 Richards 43/54.1
 4,784,304 11/1988 Schweitzer 224/202
 4,924,621 5/1990 Hawranik et al. 43/57.2
 4,958,730 9/1990 Bunteri 206/315.11 X
 5,157,862 10/1992 Companony 43/57.2

[**] Term: 14 Years

Primary Examiner—A. Hugo Word
Assistant Examiner—Doris V. Coles
Attorney, Agent, or Firm—Richard B. O’Planick; Lisa B. Reidesel

[21] Appl. No.: 10,345

[22] Filed: Jul. 6, 1993

[52] U.S. Cl. D3/260

[58] Field of Search D3/260, 905; D22/134, D22/136; 43/54.1, 57.1, 57.2; 206/315.11

[57] CLAIM

The ornamental design for a card for holding bait, as shown and described.

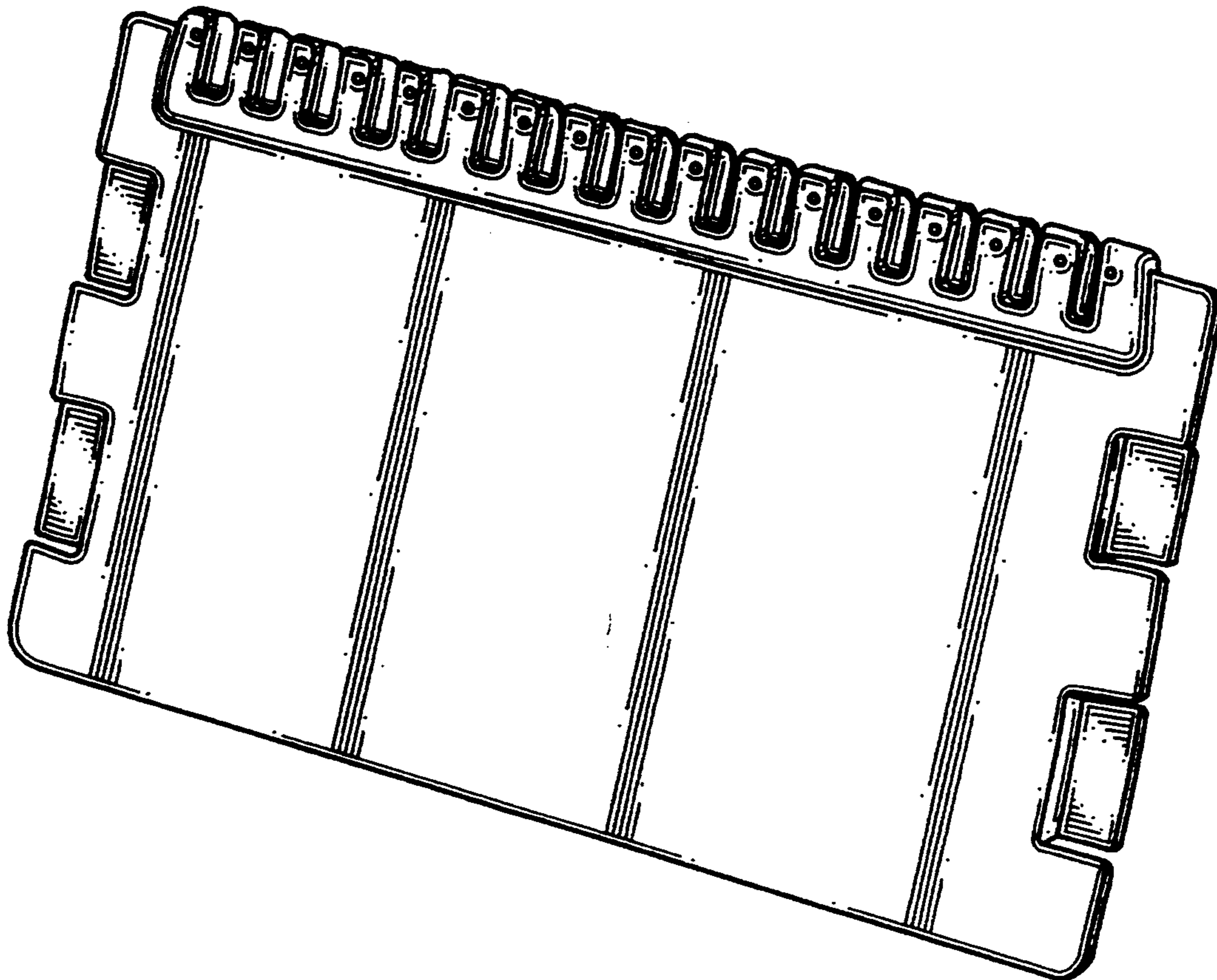
[56] References Cited

U.S. PATENT DOCUMENTS

2,673,783	3/1987	Rahm et al.	312/312
2,749,654	6/1956	Harris	43/57.2
2,936,066	5/1960	Meksula	206/16
2,956,365	10/1960	Smith et al.	D3/905 X
3,122,855	3/1964	Collier	43/57.2
3,481,066	12/1969	Woolworth	43/57.5
3,628,843	12/1971	Wynne	312/294
3,948,579	4/1976	Schirmer	312/111
4,023,304	5/1977	Singer	43/54.5
4,245,422	1/1981	Souza	43/57.5

DESCRIPTION

FIG. 1 is a top right front perspective view of a card for holding bait showing our new design;
 FIG. 2 is a front elevational view thereof;
 FIG. 3 is a rear elevational view thereof;
 FIG. 4 is a top plan view thereof;
 FIG. 5 is a left side elevational view thereof; the right side being a mirror image;
 FIG. 6 is a bottom plan view thereof; and,
 FIG. 7 is a top right front perspective view thereof, the broken line showing of lures being for illustrative purposes only and forms no part of claimed design.



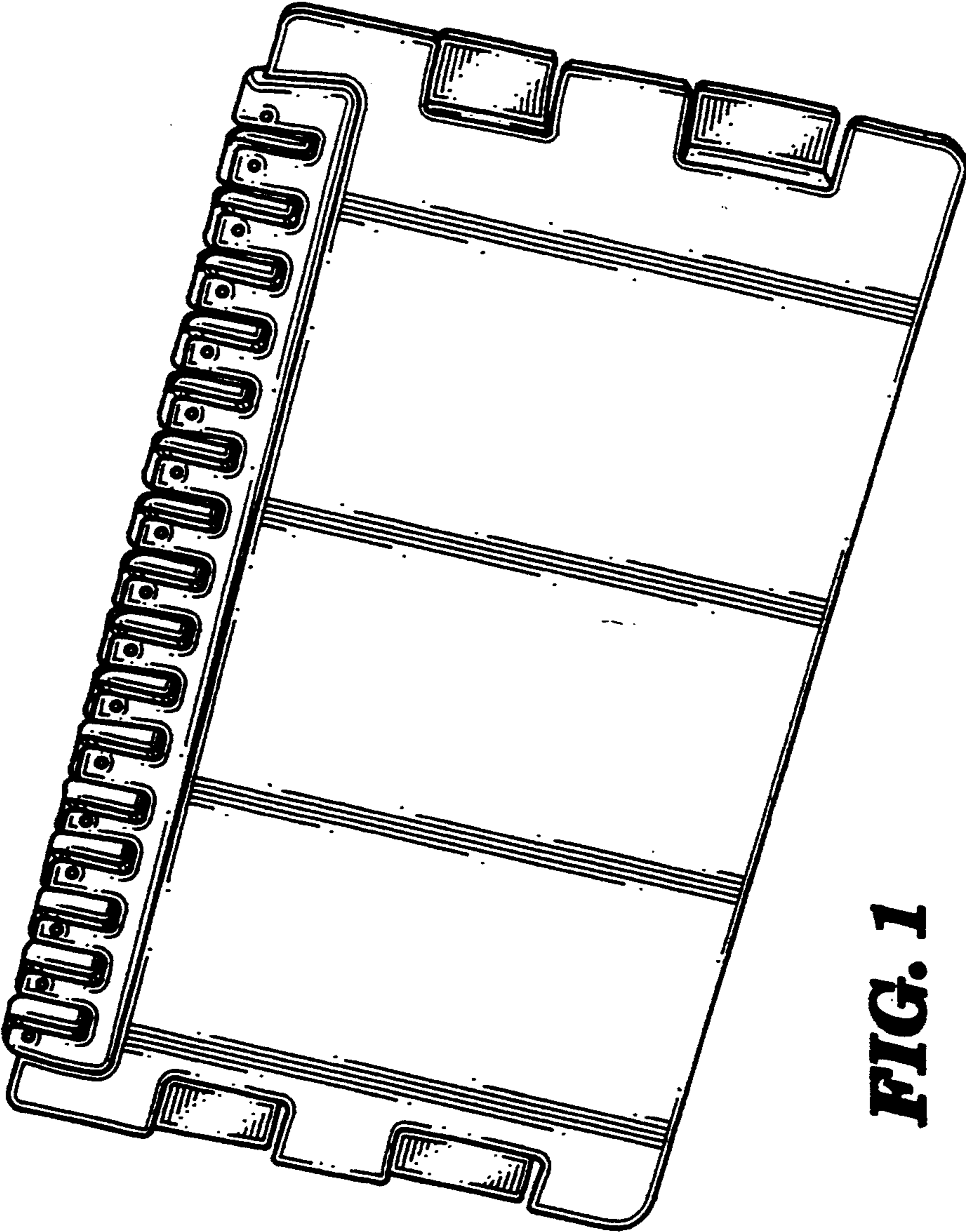


FIG. 1




FIG. 2




FIG. 3



FIG. 4



FIG. 5



FIG. 6

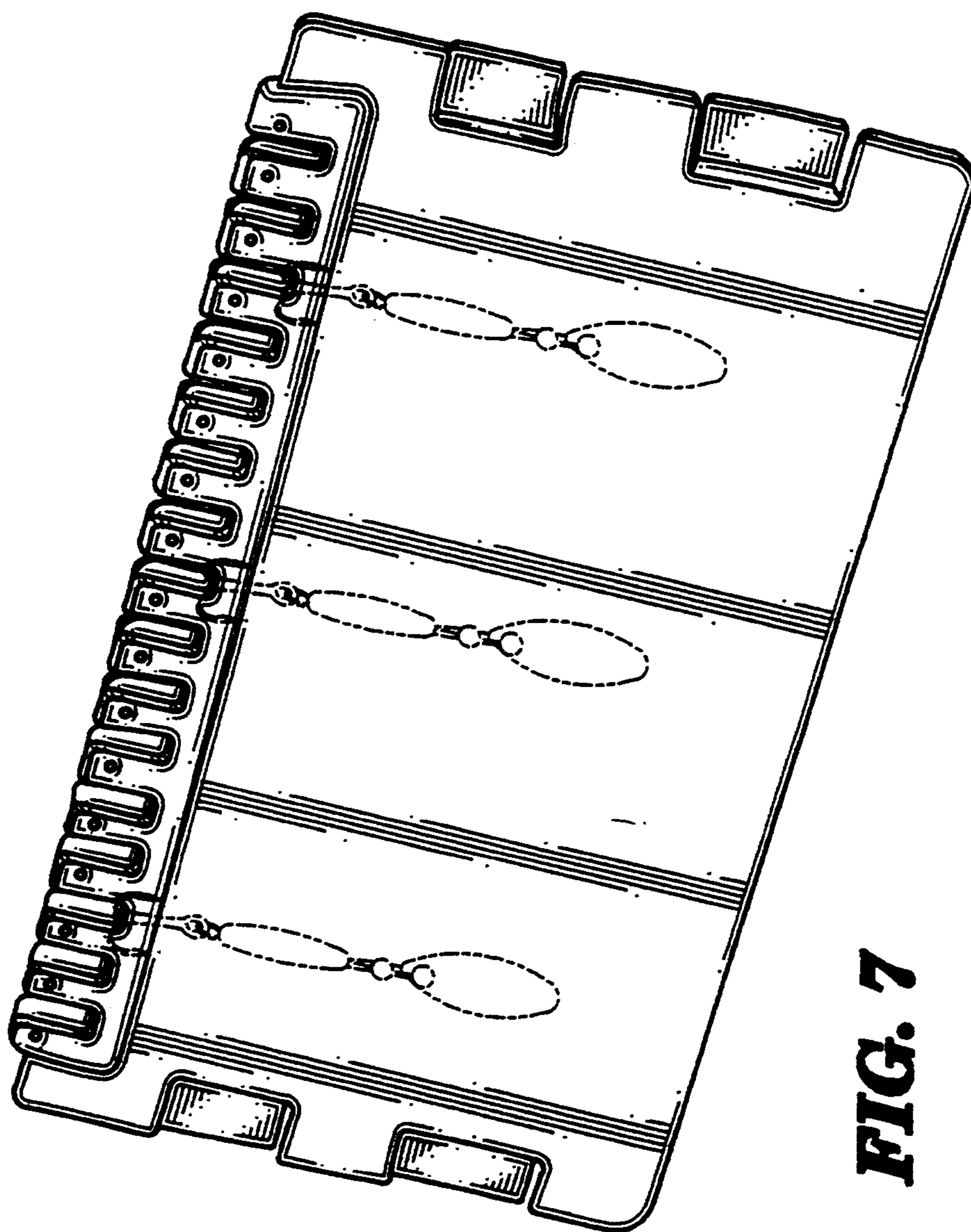


FIG. 7