



US00D355494S

United States Patent [19]

[11] Patent Number: **Des. 355,494**

Fenske

[45] Date of Patent: **** Feb. 14, 1995**

- [54] **MOBILE HOME SKIRTING PANEL**
- [76] Inventor: **Wade A. Fenske, 12349 Hardy, Overland Park, Kans. 66213**
- [**] Term: **14 Years**
- [21] Appl. No.: **12,115**
- [22] Filed: **Aug. 23, 1993**
- [52] U.S. Cl. **D25/125; D25/138**
- [58] Field of Search **D25/125, 138; 52/169.12, DIG. 3, 537, 555, 533, 534, 554**

[56] **References Cited**
U.S. PATENT DOCUMENTS

3,383,819	5/1968	Zimmer et al.	D25/125
4,043,088	8/1977	Payton	52/169.12
4,400,919	8/1983	Szabo et al. .	
4,549,378	10/1985	Ayers et al. .	
4,580,384	4/1986	Hutcheson	52/537
4,843,793	7/1989	Ayers .	

Primary Examiner—Doris Clark


[57] **CLAIM**

The ornamental design for a mobile home skirting panel, as shown and described.

DESCRIPTION

FIG. 1 is a front elevational view of a mobile home skirting panel showing my new design;
 FIG. 2 is a top plan view thereof, the bottom view being a mirror image thereof;
 FIG. 3 is a right side elevational view thereof;

FIG. 4 is a rear elevational view thereof;
 FIG. 5 is a left side elevational view thereof;
 FIG. 6 is a front elevational view of a second embodiment of my new design for a mobile home skirting panel;
 FIG. 7 is a top plan view thereof, the bottom view being a mirror image thereof;
 FIG. 8 is a right side elevational view thereof;
 FIG. 9 is a rear elevational view thereof;
 FIG. 10 is a left side elevational view thereof;
 FIG. 11 is a front elevational view of a third embodiment of my new design for a mobile home skirting panel;
 FIG. 12 is a top plan view thereof, the bottom view being a mirror image thereof;
 FIG. 13 is a right side elevational view thereof;
 FIG. 14 is a left side elevational view thereof;
 FIG. 15 is a rear elevational view thereof;
 FIG. 16 is a front elevational view of a fourth embodiment of my new design for a mobile home skirting panel;
 FIG. 17 is a top plan view thereof, the bottom view being a mirror image thereof;
 FIG. 18 is a right side elevational view thereof;
 FIG. 19 is a rear elevational view thereof;
 FIG. 20 is a left side elevational view thereof;
 FIG. 21 is a front elevational view of a fifth embodiment of my new design for a mobile home skirting panel;
 FIG. 22 is a top plan view thereof, the bottom view being a mirror image thereof;
 FIG. 23 is a right side elevational view thereof;
 FIG. 24 is a rear elevational view thereof; and,
 FIG. 25 is a left side elevational view thereof.






Fig. 1.

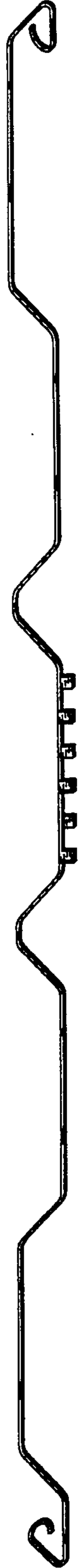


Fig. 2.



Fig. 3.

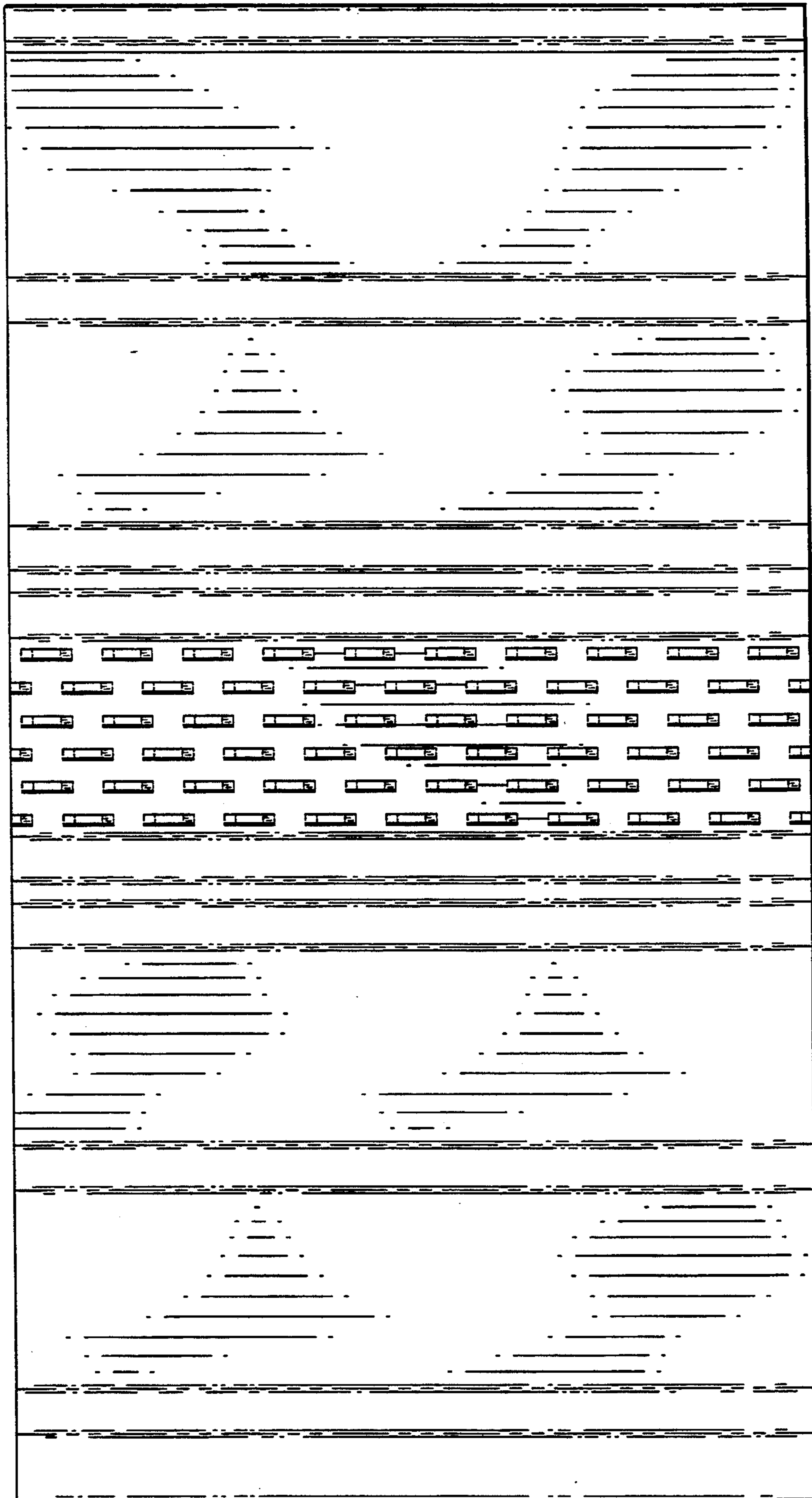


Fig. 4.



Fig. 5.




Fig. 6.

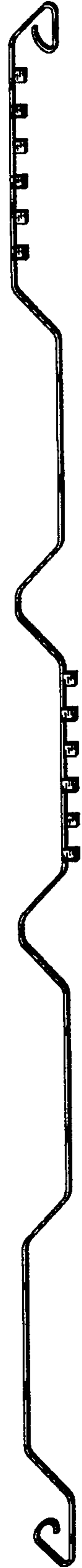


Fig. 7.

Fig. 8.



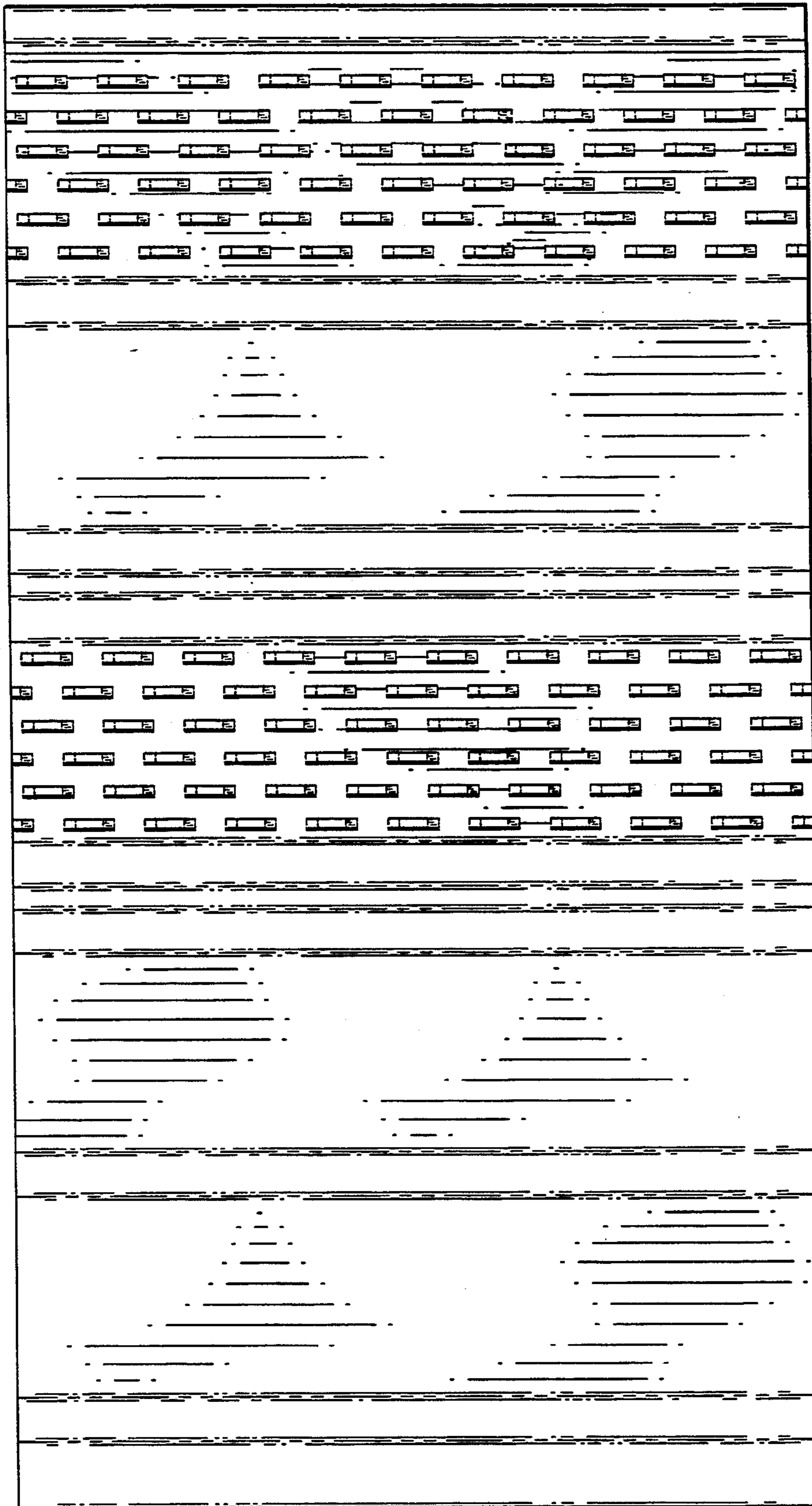


Fig. 9.



Fig. 10.




Fig. 11.




Fig. 12.



Fig. 13.



Fig. 14.




Fig. 15.




Fig. 16.




Fig. 17.



Fig. 18.

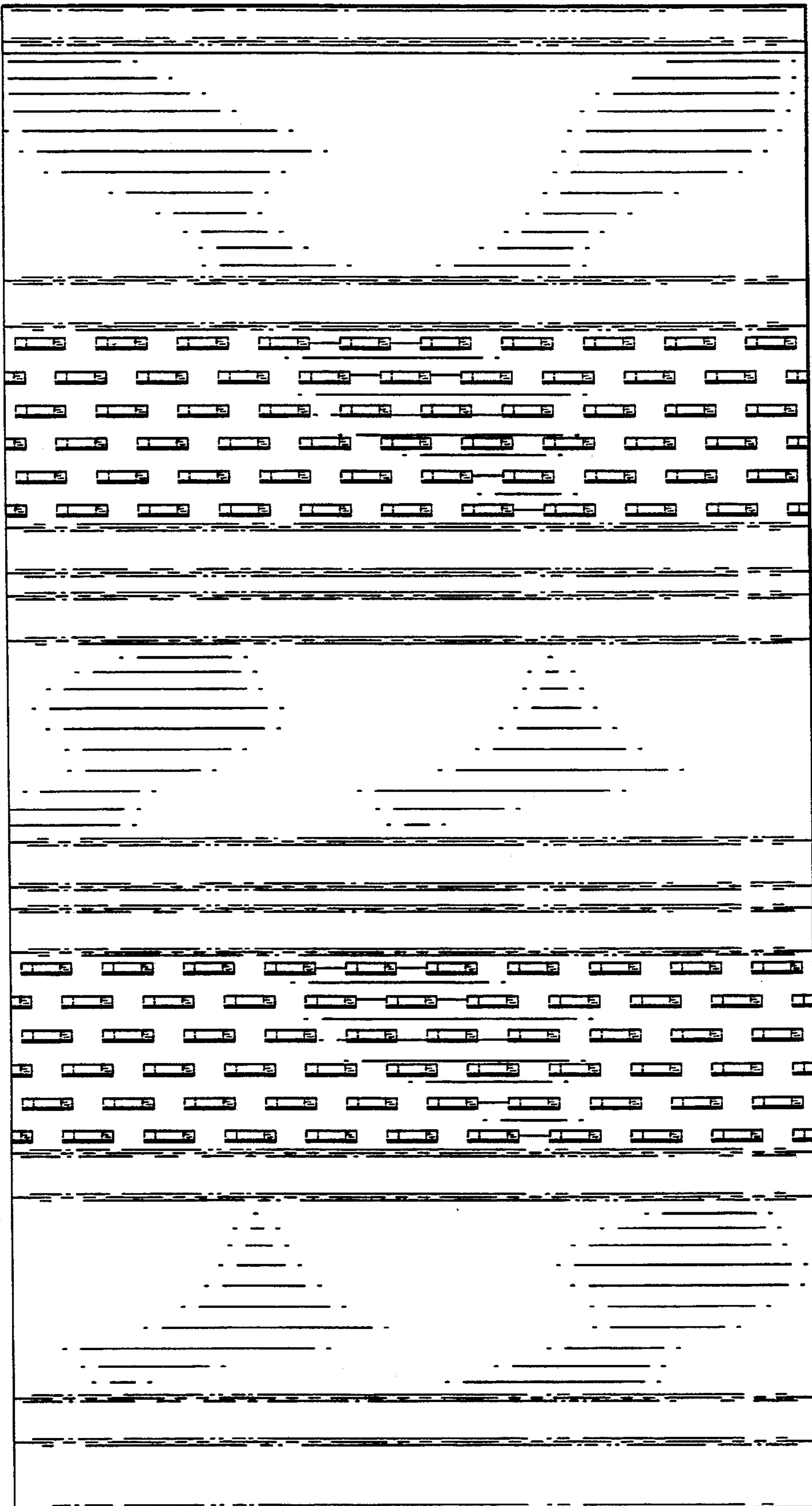


Fig. 19.



Fig. 20.




Fig. 21.

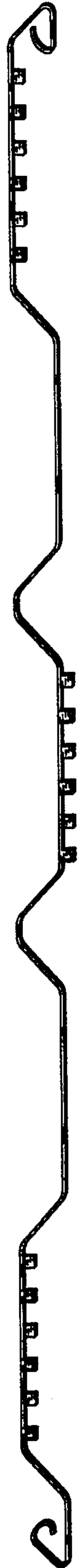


Fig. 22.



Fig. 23.

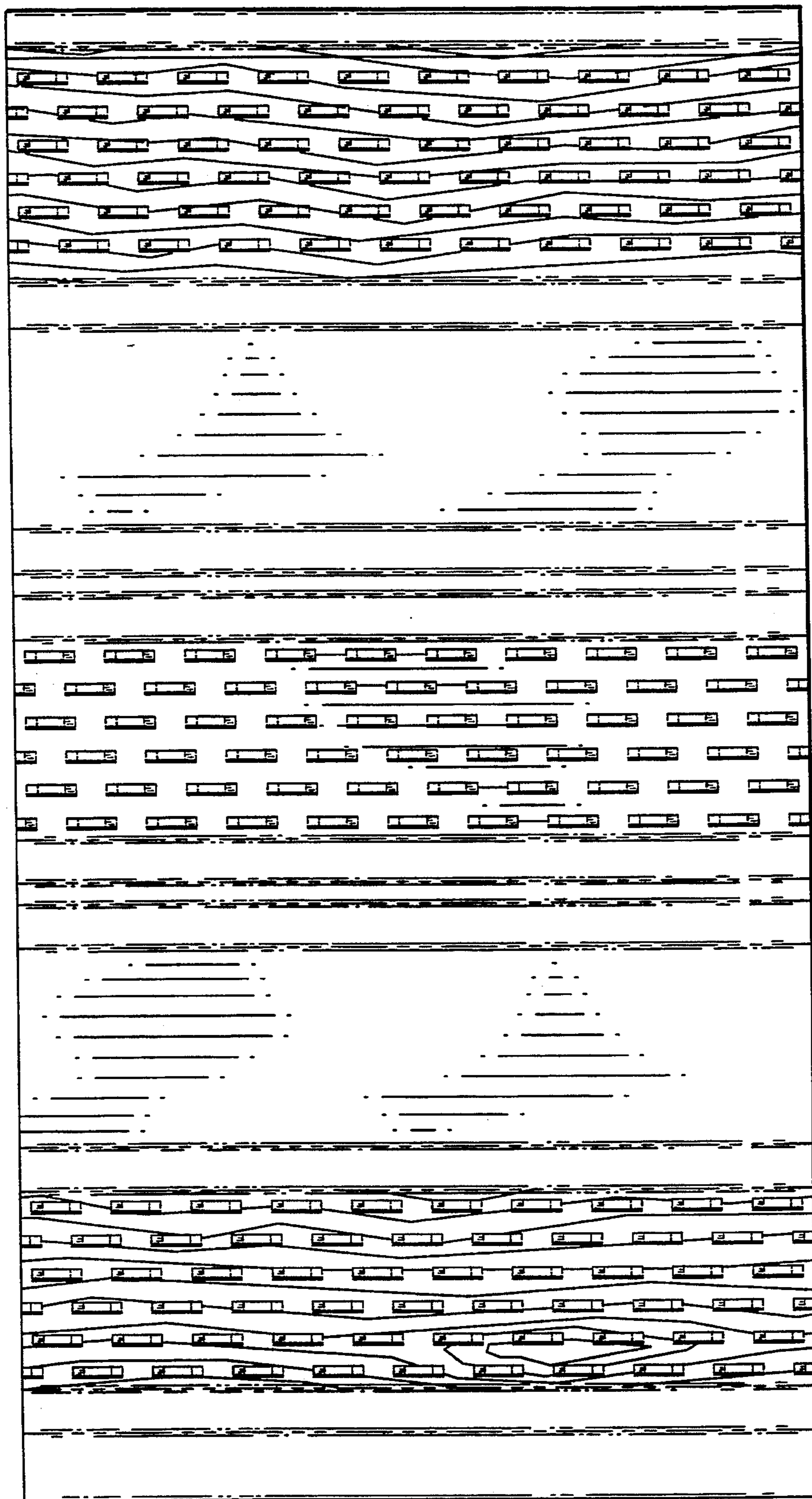


Fig. 24.



Fig. 25.

UNITED STATES PATENT AND TRADEMARK OFFICE
CERTIFICATE OF CORRECTION

PATENT NO. : Des. 355,494
DATED : February 14, 1995
INVENTOR(S) : Fenske, Wade A.

It is certified that error appears in the above-identified patent and that said Letters Patent is hereby corrected as shown below:

On the Title page, item [73], insert --ASSIGNEE: Variform, Inc.
Kearney, Mo.

Signed and Sealed this
Fourteenth Day of May, 1996

Attest:



BRUCE LEHMAN

Attesting Officer

Commissioner of Patents and Trademarks